

# Winterbourne Nursery and Infants School

## Year 1 Home Learning Pack 05<sup>th</sup> June 2020

Dear children and parents,  
please find below few activities  
to keep you entertained.  
Have a lovely week!


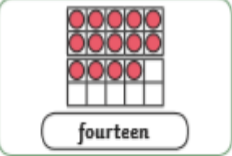








Solve the following additions and subtractions, then compare them by using the symbols > (greater than), < (less than) or = (equals). Remember the crocodile eats the bigger number.  
For example:  $13+2 > 9+3$  because  $13+2=15$  and  $9+3=12$ .  
So  $15 > 12$

$7 + 10$    $7 + 8$        $15 - 9$    $16 - 7$   
 $8 + 7$    $11 + 4$        $9 - 7$    $11 - 10$   
 $9 + 7$    $8 + 11$        $12 - 8$    $14 - 11$   
 $14 + 8$    $13 + 9$        $15 - 8$    $13 - 7$   
 $9 + 7$    $4 + 10$        $9 - 7$    $16 - 12$

Tick **two** words that can have '-ed' added at the end to make new words.

push   
 kept   
 song   
 bright   
 start

Draw counters in the ten frames to represent the number of eggs in the basket. Write the numbers in words like the example below.

 →  fourteen  
 →  \_\_\_\_\_  
 →  \_\_\_\_\_  
 →  \_\_\_\_\_  
 →  \_\_\_\_\_

Put the sentence below in order.

at seaside. were They the rocks the on

\_\_\_\_\_

\_\_\_\_\_

Complete the table.

Singular (one)	Plural (more than one)
bag	
boot	
class	
bike	

Find the hidden words and write a sentence using each one of them.

catch    h u t c h k  
 fetch    a h c k n i  
 kitchen    v a a o i t  
 notch    e o t t n c  
 hutch    u c c c g h  
 have    h t h u l e  
           h c t e f n

Check if the sentences below are true or false. If they are false, write the correct sentence.

The butterfly is 10 cubes tall. The leaf is 10 cubes long.



true

false

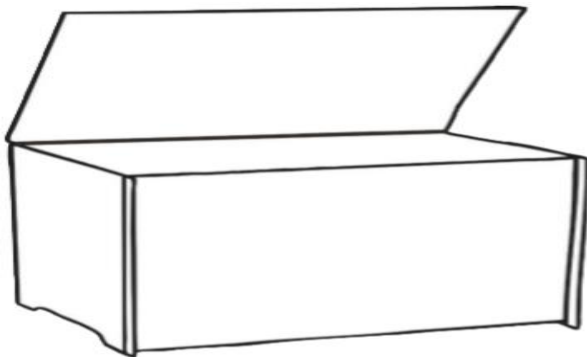


true

false

**Science: materials**

Draw 5 of your toys in or near the box. Label each one of the toys saying what it is (e.g dolly, car). Now write another label for each toy to show what material is made from (e.g. plastic, wood, glass, metal, fabric). Write which toys are made of more than one material. Can you write next to each toy also its properties (soft, hard, rigid, bendy, stretchy or elastic, rough, smooth, transparent, opaque etc)?








Look at the picture and answer to the questions.



1. How do you think the boy in the middle of the picture is feeling?
2. How do you think the water fight started?
3. Have you ever had a water fight? Write a description of it or a description of what you imagine it would be like.

Count and colour the 2D shaped hidden in these spring flowers.

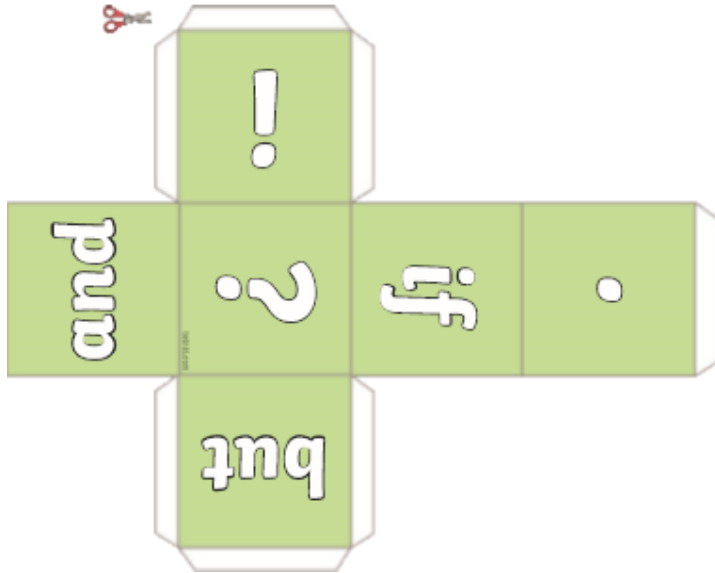
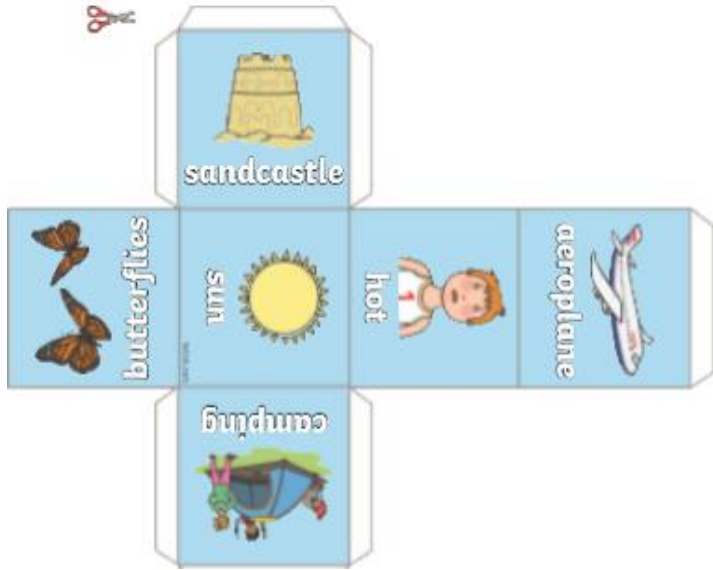


Shape		Colour
circle		pink
triangle		yellow
rectangle		brown
oval		green

How many circles, triangles, rectangles, oval shapes can you count?

# Winterbourne Nursery and Infants School

## Year 1 Home Learning Pack 05<sup>th</sup> June 2020



Cut and stick together the 2 dice. Roll both dice together and write a sentence about the word and the picture on one dice, using also the punctuation or the word on the other dice.

For example, if you roll the 'sun' and '!', you could create this sentence:

How brightly the sun is shining today!