


Winterbourne Nursery and Infants School
Reception Weekly Learning
3rd July 2020

To all our families in Reception! We hope you are well and safe. Please, visit our Youtube Channel which is weekly updated with lots of stories, maths and other activities – Go to **Youtube** and type in '**Winterbourne Nursery and Infants School**' Don't forget to send in **some photos** of you trying the activities. Take care and keep well.

Literacy – Five Minutes' Peace Jill Murphy


- Listen to the story about Mrs Large's short lived peace.
https://youtu.be/kg1EcW_Pf98
- Here is a quiz for you...
 - Why did Mrs Large go upstairs?
 - What happened when she was in bath?
 - Can you think of the ways water was used in the story?



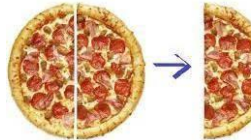


Phonics – Spelling Words: Spell as many words as you can using these letters.

g, b, u, i, n, a

Here are some clues.



Maths – Halving

- WATCH 'Halves and halving' on BBC <https://www.bbc.co.uk/programmes/p017kztf>
- Can you cut a pizza into two halves?

- Can you halve a glass of milk?

- Can you halve an apple and share it with someone?

- What do your halves look like?
- How did you make the halves?

Physical Development – Time to move! Try these yoga adventures.

- Frozen | A Cosmic Kids Yoga Adventure! <https://youtu.be/xlg052EKMTk>
Tiny the T-Rex | A Cosmic Kids Yoga Adventure!
<https://youtu.be/rnlDBKD2S78>
Star Wars (The Force Awakens) | A Cosmic Kids Yoga Adventure!
<https://youtu.be/coC0eUSm-pc>
We're Going on a Bear Hunt | A Cosmic Kids Yoga Adventure!
<https://youtu.be/KAT5NiWHFIU>



Understanding the world – Come Outside – Water <https://youtu.be/m-WxDQs7hpc>

Watch auntie Mabel and Pippin go on an adventure looking for water source.

- Talk about how water is used.
- Where does water come from?
- What do we need water for?


- Here's some experiment you can try.
 - Half fill a bucket with water and add a small toy to the bucket.
 - Can you get the toy to the top of the bucket without using your hands?
 - Try to add stones/plastic toys and observe how the water level rises.



Expressive Art and Design – Make this little cute butterfly!

You will need:


- A toilet roll tube
- Glue stick or PVA glue
- A pair of scissors
- Card paper
- Some strips of tissue paper



Here's how:

- Draw two wings and antennae on the card paper and cut them out.
- Glue tissue paper on the toilet roll tube and the wings. (or you can paint them.)
- Glue the wings and the antennae on the toilet roll tube.
- Draw in the details (eyes, mouth).
- There you have it. Your own cute little butterfly!

Some tricky words – Can you practise these words?

  Look and say	 Look, say and write	 Cover and write
be		
was		
you		
they		