

Winterbourne Nursery and Infants School
Year 1 Weekly Learning
10.7.20

Can you read the real and nonsense words with the 'ir' 'ur' and 'er' phonemes?

herks 	mixer
scurg 	turn
rirth 	bird
frerb 	river
trurp 	church
phirk 	thirteen
shebber 	monster
nurtin 	disturb

Phonics

Click on the video to learn to read words with the *ir, ur* and *er* phonemes. Can you think of any other words with these phonemes in them?

<https://www.youtube.com/watch?v=INJGKrs8BGA>

Can you spell these words with the target phoneme?

Bird, dirt, chirp, letter, better, farmer, fern, burn, turnip, nurse

Have fun playing the 'ir, er, ur' sisters board game below.

Practise spelling the following tricky words:

He, she, me, we, be, was, my, you, her, they, all, are

English


Click on the link to watch the video of Owl Babies

https://www.youtube.com/watch?v=T_PQRiSTYFHo

Discuss how the owl babies felt that night and why (happy? sad? scared?). Can you explain why you think they felt this way?

Grammar Focus

- ★ Capital letters
- ★ Full stops
- ★ Punctuation
- ★ Conjunctions



Use your imagination to write what the owlets might say to each other in a speech bubble.

Reading

The Booktrust offers lots of lovely interactive books to read online or watch with signing. You can also choose from a range of languages.

<https://www.booktrust.org.uk/books-and-reading/have-some-fun/storybooks-and-games/>

After listening to a story, ask your child to retell the story in their own words and talk about their favourite part. Ask *who, what, why, where* questions to support comprehension skills. They could also draw pictures or write about why they liked a particular book or part of a story.

Above all, read for enjoyment! 😊

Writing opportunities

Write a letter to the owlets to tell them about their own fears and reassure them that they have no reason to be worried and why.

Rewrite the story with different endings.

Research some facts about owls and write a fact file.

Draw a picture and write sentences about your favourite part of the story.

Make a 'Lost' poster to help find mother owl.

Winterbourne Nursery and Infants School

Year 1 Weekly Learning

10.7.20

Maths

How many ways can you make 12?



$$1+11=12$$

$$2+10=12$$

$$3+9=12$$

Can you continue to show different ways of making 12?

Can you try subtraction?

$$12-0=12$$

$$13-1=12$$

$$14-2=12$$

Have you noticed a pattern?

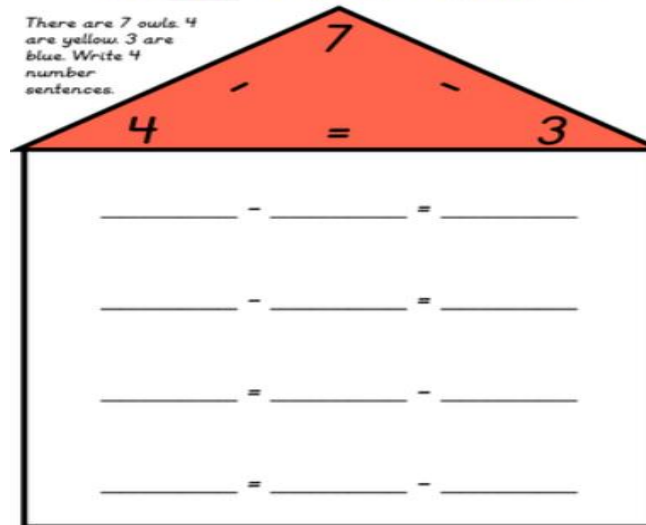
Maths

Learn about fact families. Click on the link below to find out more

<https://www.youtube.com/watch?v=eHb0xKitL40>



There are 7 owls. 4 are yellow. 3 are blue. Write 4 number sentences.



Can you make 2 addition and 2 subtraction number sentences with these numbers?

<p>4 3 7</p> <p>___ + ___ = ___</p> <p>___ + ___ = ___</p> <p>___ - ___ = ___</p> <p>___ - ___ = ___</p>	<p>5 4 9</p> <p>___ + ___ = ___</p> <p>___ + ___ = ___</p> <p>___ - ___ = ___</p> <p>___ - ___ = ___</p>
<p>4 1 5</p> <p>___ + ___ = ___</p> <p>___ + ___ = ___</p> <p>___ - ___ = ___</p> <p>___ - ___ = ___</p>	<p>7 2 9</p> <p>___ + ___ = ___</p> <p>___ + ___ = ___</p> <p>___ - ___ = ___</p> <p>___ - ___ = ___</p>
<p>6 2 8</p> <p>___ + ___ = ___</p> <p>___ + ___ = ___</p> <p>___ - ___ = ___</p> <p>___ - ___ = ___</p>	<p>5 1 6</p> <p>___ + ___ = ___</p> <p>___ + ___ = ___</p> <p>___ - ___ = ___</p> <p>___ - ___ = ___</p>

Art

- Draw your own picture of an owl family.
- Draw pictures of other baby creatures.
- Use items found in your garden or the part (e.g. leaves, twigs, feathers) to create a picture of an owl outdoors.
- Use a range of materials to make owl puppets

History

Can you make a family tree? Speak to your parents/grandparents/aunties/uncles to discover who is in your family? Think about how you can present your work.



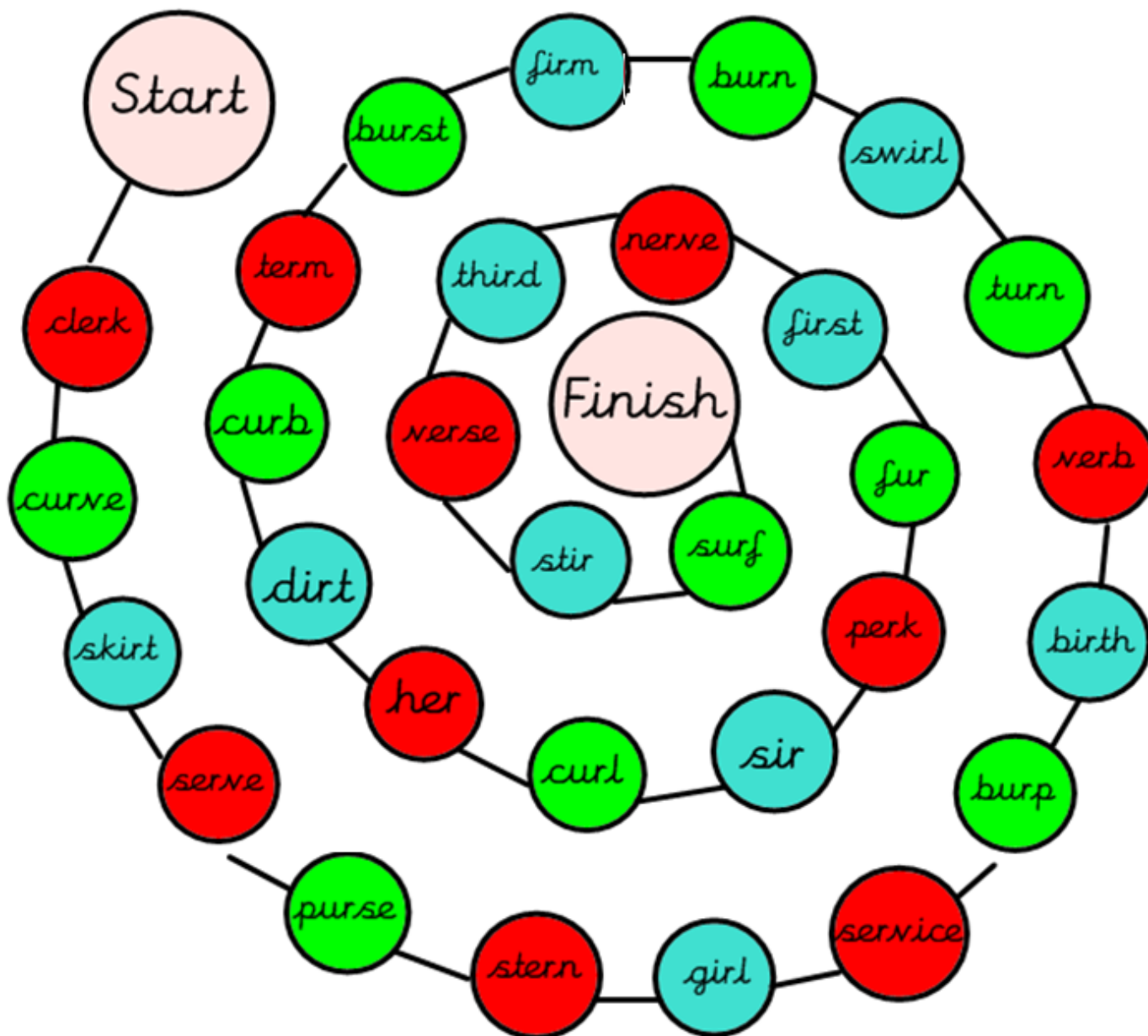
Winterbourne Nursery and Infants School
Year 1 Weekly Learning
10.7.20

The er, ir and ur sisters



er ir ur
We sound the same!

But we look different.



Rules

- 1). Put your counter on the start.
- 2). Take it in turns to move one space at a time.
- 3) Blend and read the er, ir, ur word.
- 4) If you blend and read correctly stay put until your next turn.
If you get it incorrect go back to your previous spot.