





Winterbourne Nursery and Infant School

Inspire – Learn -Be Proud


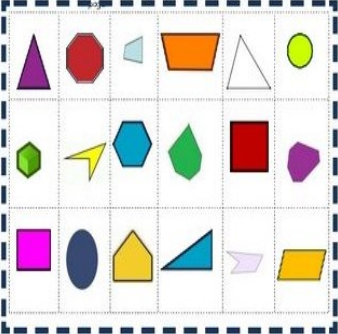
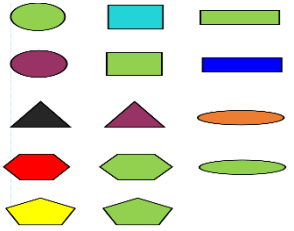
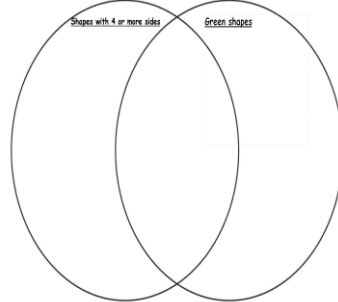
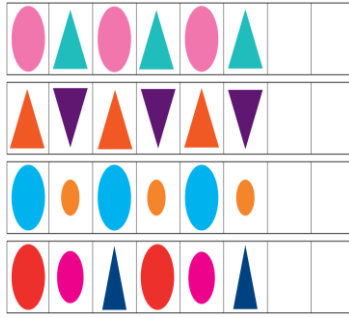
**WINTERBOURNE NURSERY
AND
INFANT SCHOOL**

Year 2 Weekly online timetable

Monday 22nd – Friday 26th February 2021

	Monday 22 nd February	Tuesday 23 rd February	Wednesday 24 th February	Thursday 25 th February	Friday 26 th February								
Session 1	Guided reading	Guided reading	Guided reading	Guided reading	Guided reading								
	<p>Today the teacher will be reading with group A. Group A please sign into zoom and be ready for your reading session at 9:30am.</p> <p>If you are not reading with your teacher today, here is your task:</p> <p>Read these common exception words and practise spelling them 3 times. Write a sentence using each word.</p> <ol style="list-style-type: none"> Mr Mrs Children Child Mother 	<p>Today the teacher will be reading with group B. Group B please sign into zoom and be ready for your reading session at 9:30am.</p> <p>If you are not reading with your teacher today, here is your task:</p> <p>Here is the front cover of a story.</p>  <p>Give this story a title. What do you think that this story is about? Write a blurb for this story. What genre do you think this story will be? E.g. fairy tale? A horror story? A fantasy?</p>	<p>Today the teacher will be reading with group C. Group C please sign into zoom and be ready for your reading session at 9:30am.</p> <p>If you are not reading with your teacher today, here is your task:</p> <p>Independent reading! Choose a book at home or on the Oxford Owl to read. https://www.oxfordowl.co.uk/login?active-tab=students</p> <p>You will need your class login to sign in.</p> <p>Have a think about these questions:</p> <ul style="list-style-type: none"> Is this book fiction or non-fiction? Who are the characters? Where is the story setting? What are the main events in the story? 	<p>Today the teacher will be reading with group D. Group D please sign into zoom and be ready for your reading session at 9:30am.</p> <p>If you are not reading with your teacher today, here is your task:</p> <p>Read the story 'The Gruffalo'. Here is a YouTube link if you do not have the book. https://www.youtube.com/watch?v=s8sUPpPc8Ws</p> <p>Afterwards, have a go at answering these questions.</p> <ul style="list-style-type: none"> Write down 4 adjectives from the story. Can you find another example of alliteration? E.g. <i>terrible teeth</i> Match the word rhyming words from the story. <table border="0" data-bbox="1310 1045 1646 1189"> <tr> <td>wood</td> <td>no</td> </tr> <tr> <td>mouse</td> <td>rumble</td> </tr> <tr> <td>grumble</td> <td>good</td> </tr> <tr> <td>gruffalo</td> <td>house</td> </tr> </table>	wood	no	mouse	rumble	grumble	good	gruffalo	house	<p>Today the teacher will be reading with group E. Group E please sign into zoom and be ready for your reading session at 9:30am.</p> <p>If you are not reading with your teacher today, here is your task:</p> <p>Think back to the class book that your teacher has been reading in the morning zoom calls. Answer these questions about the story:</p> <ul style="list-style-type: none"> Where is the story setting? What has happened so far in the story? Has anything surprised you? Explain why? Which part have you enjoyed the most? What words would you use to describe the main character?
wood	no												
mouse	rumble												
grumble	good												
gruffalo	house												

Session 2	English	English	English	English	English
	<p>SPAG The word of the week is 'contribute' Have you heard this word before? What does it mean? Can you use it in a sentence? Introduction to our topic This term our topic is 'Street Detectives'. We will begin by studying the book 'Hodgeheg'. Today we will be doing activities based on the book Hodgeheg. Please go to our YouTube page for your lesson. <i>On YouTube search for: Winterbourne Nursery and Infants School, Year 2, English 22.02.21</i></p> <p>Task: Activity 1- design a park. Activity 2- Create a park in a small box (shoe box/tissue box). Activity 3-Make a leaf Hedgehog. Activity 4- Draw a park scene.</p>	<p>SPAG Sentence level work- Add the capital letters and full stops. COLD WRITE -Write instructions This week we will begin to look at instruction writing. Today you will be writing instructions on how to take care of a pet hedgehog. Please go to our YouTube page for your lesson. <i>On YouTube search for: Winterbourne Nursery and Infants School, Year 2, English 23.02.21</i></p> <p>Task- COLD WRITE Imagine you are going away on holiday. Write instructions for your friend on how to take care of your pet hedgehog.</p>	<p>SPAG Sentence level work-commas in a list. Discuss thoughts and questions In today's lesson we will be discussing what we know and what we would like to know about hedgehogs. Please go to our YouTube page for your lesson. <i>On YouTube search for: Winterbourne Nursery and Infants School, Year 2, English 24.02.21</i></p> <p>Task Look at the imagine of the hedgehog. Write 2 things you know and 2 things you would like to know about a hedgehog.</p>	<p>SPAG Spellings- Suffixes Use art to visualize and annotate a setting In today's lesson we will be reading the first chapter of the book 'Hodgeheg' then closing our eyes and visualizing the park scene. Please go to our YouTube page for your lesson. <i>On YouTube search for: Winterbourne Nursery and Infants School, Year 2, English 25.02.21</i></p> <p>Task Draw and annotate the park scene using nouns and adjectives.</p> <p>Challenge: Can you use a comma between 2 adjectives? e.g. juicy, slimy worms</p>	<p>SPAG Imperative verbs taught as part of the main lesson. Road safety poster In today's lesson we will begin by recognizing the meaning and uses of imperative verbs. Next we will read chapter 4 of the 'Hodgeheg'. https://www.barhamprimary.co.uk/attachments/download.asp?file=764&type=pdf Then watch a short road safety video, 'King of the Road' https://www.youtube.com/watch?v=uAgxZ-15pY8</p> <p>After we will use the skills we have learnt to create a road safety poster. Please go to our YouTube page for your lesson. <i>On YouTube search for: Winterbourne Nursery and Infants School, Year 2, English 26.02.21</i></p> <p>Task Create a road safety poster for Max and his family.</p>
Session 3	Maths	Maths	Maths	Maths	Maths
	<p>Today we will begin our new maths topic 'shape'. In today's lesson we will be exploring sides and vertices on 2d shapes.</p> <p>Please go to our YouTube page for your lesson. <i>On YouTube search for: Winterbourne Nursery and Infants School, Year Two, Maths 22.02.21</i></p> <p>Task:</p>	<p>In today's lesson we will be drawing 2d shapes using what we have learnt about their properties.</p> <p>Please go to our YouTube page for your lesson. <i>On YouTube search for: Winterbourne Nursery and Infants School, Year Two, Maths 23.02.21</i></p> <p>Task:</p>	<p>In today's lesson we are exploring lines of symmetry on 2d shapes.</p> <p>Please go to our YouTube page for your lesson. <i>On YouTube search for: Winterbourne Nursery and Infants School, Year Two, Maths 24.02.21</i></p> <p>Task:</p>	<p>In today's lesson we will be sorting 2d shapes by using a venn diagram.</p> <p>Please go to our YouTube page for your lesson. <i>On YouTube search for: Winterbourne Nursery and Infants School, Year Two, Maths 25.02.21</i></p>	<p>In today's lesson we will explore repeated patterns using 2d shapes.</p> <p>Please go to our YouTube page for your lesson. <i>On YouTube search for: Winterbourne Nursery and Infants School, Year Two, Maths 26.02.21</i></p>

	<p>Write your own riddles describing 2d shapes. Use the words sides, vertices, straight/ curved and quadrilateral in your descriptions.</p> <p>Here is an example:</p> <p>I'm thinking of a shape. It has 3 straight sides. It has 3 vertices. This shape is not a quadrilateral. What shape am I thinking of? ... A triangle!</p> <p>Challenge: Find out how many sides and vertices these shapes have:</p> <ul style="list-style-type: none"> • Rhombus • Trapezium • Octagon • Nonagon 	<p>Create your own shape picture by accurately drawing 2d shapes. You will need to use a ruler (or a straight object) to draw the shapes with straight sides. Please do not draw the shapes free-hand!</p> <p>Here is an example of a shape picture.</p>  <p>Challenge: Can you include a pentagon, hexagon or octagon in your shape picture?</p>	<p>Sort the shapes into the correct part of the table.</p> <table border="1" data-bbox="952 271 1276 550"> <thead> <tr> <th>Has 1 or more lines of symmetry</th> <th>Does not have any lines of symmetry</th> </tr> </thead> <tbody> <tr> <td style="height: 100px;"></td> <td style="height: 100px;"></td> </tr> </tbody> </table>  <p>Challenge: Can you think of any other shapes that could be added to the table? Add your own shapes to each part of the table.</p>	Has 1 or more lines of symmetry	Does not have any lines of symmetry			<p>Task: Create your own venn diagram and sort 2d shapes using these categories:</p>   <p>Challenge: Can you think of any other shapes that could be added to the venn diagram? Add your own shapes to each part of the venn diagram.</p>	<p>Task: Create your own 2d shape repeated patterns.</p> <p>Here are some examples:</p>  <p>Challenge: Make your repeated patterns more complex by thinking about the shapes, colours, size of shapes and orientation of shapes.</p>
Has 1 or more lines of symmetry	Does not have any lines of symmetry								
Session 4	Phonics Recap	Science	Geography	RE	Music				
	<p>In today's lesson you going to recap 'or, aw, au'.</p> <p>Please go to our YouTube page for your lesson. <i>On YouTube search for: Winterbourne Nursery and Infants School, Year Two, Phonics recap 22.02.21</i></p>	<p>In this lesson you will be introduced to our new topic and will be learning about evergreen and deciduous trees.</p> <p>Please go to our YouTube page for your introduction. <i>On YouTube search for: Winterbourne Nursery and Infants School, Year Two, Science 23.02.21</i></p>	<p>In today's lesson you will be introduced to your new topic and will be learning about maps.</p> <p>Please go to our YouTube page for your lesson. <i>On YouTube search for: Winterbourne Nursery and Infants School, Year Two, History 24.02.21</i></p>	<p>In today's lesson you will be looking at the special festivals Muslims celebrate.</p> <p>Please go to our YouTube page for your lesson. <i>On YouTube search for: Winterbourne Nursery and Infants School, Year Two, R.E 25.02.21</i></p>	<p>Today your music teacher has set an online lesson for you. You get points every time you complete a task! Please click on the following link and enter your username and password to access it; https://www.CroydonMusicAndArts-Soundworks.co.uk/yumu</p>				

	<p>To further develop your understanding of these sounds click on these videos:</p> <p>https://www.youtube.com/watch?v=Fm9PRHDJlv4</p> <p>https://www.youtube.com/watch?v=7xvdbR6g060</p> <p>https://www.youtube.com/watch?v=dOHDkQGhku4</p> <p>https://www.youtube.com/watch?v=YDDkLF1QTXc</p>	<p>Click on this link when the teacher in the YouTube video directs you to:</p> <p>https://www.bbc.co.uk/teach/class-clips-video/science-ks1-ks2-ivys-plant-workshop-are-plants-the-same-all-year-round/zdvct39</p> <p>Task: Go on a walk/ look at your window and take pictures of evergreen and deciduous trees.</p>	<p>Task: Go for a walk around your local area, take photos of streets, shops, traffic lights, crossings, post boxes, - count them as you walk – draw a map from memory when you come back/stick photos to make a map.</p> <p>Challenge: Can you make a key to represent the symbols that are on your map?</p>	<p>Click on this link when the teacher in the YouTube video directs you to:</p> <p>https://www.bbc.co.uk/bitesize/topics/zpdtbsk/articles/zic2bdm</p> <p>Task: Pause the last slide of the video. What are the similarities between the Eid cards? What symbols can you see? Why are the symbols important?</p>	<p>Task: Work through the assignments your music teacher has set you. Click on an assignment. Then on the green arrow on the right, to find out what you need to do. Remember each lesson completed earns you points!</p>
Session 5	SPAG Recap	PSHE	Art	Computing	PE
	<p>Today we will recap on the SPAG work we did last week.</p> <p>To view the revision tasks, please go to our YouTube page. <i>On YouTube search for: Winterbourne Nursery and Infants School, Year Two, SPAG Recap 22.02.21</i></p> <p>Task 1: Write the definition of the word chaotic and write it in a sentence. Then write two synonyms and antonyms for it,</p> <p>Task 2: Write the homophones for the words given and then write them in a sentence.</p> <p>Task 3: Write a list of 4 things you need to buy and then write them in a sentence adding commas in the correct place.</p>	<p>In this lesson you will be learning about how to feel good about for who you are.</p> <p>Please go to our YouTube page for your lesson. <i>On YouTube search for: Winterbourne Nursery and Infants School, Year Two, PHSE 23.02.21</i></p> <p>Task: Create a profile about all the things you like and are good at.</p> <p>Challenge: Write a sentence about your special talent.</p> <p>Then go to the following video link to sing along to the its 'Good to be me song': https://youtu.be/GZOqEoegKg.</p>	<p>In today's lesson you will be beginning your learning about the famous artist LS Lowry.</p> <p>Please go to our YouTube page for your lesson. <i>On YouTube search for: Winterbourne Nursery and Infants School, Year Two, Art 24.02.21</i></p> <p>Then watch this video clip about the exhibition of his amazing work at the Tate gallery. https://youtu.be/HJ_gTI_xOkQ</p> <p>Task: Write some interesting facts you have learnt about LS Lowry. Include facts about his background and style of painting.</p> <p>Challenge: Write a sentence explaining the types of painting he is most famous for.</p>	<p>Today you will be creating a road safety poster.</p> <p>Watch this video about road safety: https://youtu.be/P47rpVFlp74</p> <p>Then go to the Busy Things website on; https://www.busythings.co.uk/jgfl-login/ Log in using the details your teacher has emailed you. Then go to Art. Then click on Make a..... Then click on Design a thing. Scroll down from here until you find Road Safety Poster. Then read the tutorial on how to create your poster.</p> <p>Task: Create a Road Safety Poster. Remember to add an eye catching picture using the paint tools!</p>	<p>It's time for P.E with Coach Perry!</p> <p>Go to our YouTube page. <i>On YouTube search for: Winterbourne Nursery and Infants School, Year Two, P.E 26.01.21</i></p> <p>Also, please check out today's P.E daily challenge on our YouTube channel. <i>On YouTube search for: Winterbourne Nursery and Infants School, Daily P.E Challenge 30 – 26.02.21</i></p>

	Challenge: Can you think of your own pair of homophones and then write them in a sentence?				
Session 6	<p>Daily PE</p> <p>Click the link below and select a dance for today's 5-minute movement:</p> <p>https://player.5-a-day.tv/</p> <p>Please use the log in details that your child's class teacher emailed to you.</p> <p>Also, please check out today's P.E daily challenge on our YouTube channel. <i>On YouTube search for: Winterbourne Nursery and Infants School, Daily P.E Challenge 26 – 22.02.21</i></p>	<p>Daily PE</p> <p>Click the link below and select a dance for today's 5-minute movement:</p> <p>https://player.5-a-day.tv/</p> <p>Please use the log in details that your child's class teacher emailed to you.</p> <p>Also, please check out today's P.E daily challenge on our YouTube channel. <i>On YouTube search for: Winterbourne Nursery and Infants School, Daily P.E Challenge 27 – 23.02.21</i></p>	<p>Daily PE</p> <p>Click the link below and select a dance for today's 5-minute movement:</p> <p>https://player.5-a-day.tv/</p> <p>Please use the log in details that your child's class teacher emailed to you.</p> <p>Also, please check out today's P.E daily challenge on our YouTube channel. <i>On YouTube search for: Winterbourne Nursery and Infants School, Daily P.E Challenge 23 – 28.02.21</i></p>	<p>Daily PE</p> <p>Click the link below and select a dance for today's 5-minute movement:</p> <p>https://player.5-a-day.tv/</p> <p>Please use the log in details that your child's class teacher emailed to you.</p> <p>Also, please check out today's P.E daily challenge on our YouTube channel. <i>On YouTube search for: Winterbourne Nursery and Infants School, Daily P.E Challenge 29 – 25.02.21</i></p>	
Session 7	<p>Story time</p> <p>It's time for story time!</p> <p>Go to our YouTube page. Click on: <i>Winterbourne Nursery and Infants School, Story time 22.02.21</i></p>	<p>Story time</p> <p>It's time for story time!</p> <p>Go to our YouTube page. Click on: <i>Winterbourne Nursery and Infants School, Story Time 23.02.21</i></p>	<p>Story time</p> <p>It's time for story time!</p> <p>Go to our YouTube page. Click on: <i>Winterbourne Nursery and Infants School, Story time. 24.02.21</i></p>	<p>Story time</p> <p>It's time for story time!</p> <p>Go to our YouTube page. Click on: <i>Winterbourne Nursery and Infants School, Story time 25.02.21</i></p>	<p>Story time</p> <p>It's time for story time!</p> <p>Go to our YouTube page. Click on: <i>Winterbourne Nursery and Infants School, Story time 26.02.21</i></p>