






*Winterbourne Nursery and Infant School*

*Inspire – Learn -Be Proud*







**WINTERBOURNE NURSERY  
AND  
INFANT SCHOOL**

**Year 2 Weekly Online Timetable**

**Monday 1<sup>st</sup> – Friday 5<sup>th</sup> March 2021**

	Monday 1 <sup>st</sup> March	Tuesday 2 <sup>nd</sup> March	Wednesday 3 <sup>rd</sup> March	Thursday 4 <sup>th</sup> March	Friday 5 <sup>th</sup> March
<b>Session 1</b>	<b>Guided reading</b>	<b>Guided reading</b>	<b>Guided reading</b>	<b>Guided reading</b>	<b>Guided reading</b>
	<p>Today the teacher will be reading with group A. Group A please sign into zoom and be ready for your reading session at 9:30am.</p> <p>If you are not reading with your teacher today, here is your task:</p> <p>Read these common exception words and practise spelling them 3 times. Write a sentence using each word.</p> <ol style="list-style-type: none"> <li>1. Eye</li> <li>2. Bath</li> <li>3. Clothes</li> <li>4. People</li> <li>5. Only</li> </ol>  <p>Look → Say → Cover → Write → Check</p>	<p>Today the teacher will be reading with group B. Group B please sign into zoom and be ready for your reading session at 9:30am.</p> <p>If you are not reading with your teacher today, here is your task:</p> <p>Here is the front cover of a story.</p>  <p>Give this story a title. What do you think that this story is about? Write a blurb for this story. What genre do you think this story will be? E.g. fairy tale? A horror story? A fantasy?</p>	<p>Today the teacher will be reading with group C. Group C please sign into zoom and be ready for your reading session at 9:30am.</p> <p>If you are not reading with your teacher today, here is your task:</p> <p>Independent reading! Choose a book at home or on the Oxford Owl to read. <a href="https://www.oxfordowl.co.uk/login?active-tab=students">https://www.oxfordowl.co.uk/login?active-tab=students</a></p> <p>You will need your class login to sign in.</p> <p>Have a think about these questions:</p> <ul style="list-style-type: none"> <li>• Is this book fiction or non-fiction?</li> <li>• Who are the characters?</li> <li>• Where is the story setting?</li> <li>• What are the main events in the story?</li> </ul>	<p>Today the teacher will be reading with group D. Group D please sign into zoom and be ready for your reading session at 9:30am.</p> <p>If you are not reading with your teacher today, here is your task:</p> <p>Read the story 'Giraffe's Can't Dance'. Here is a YouTube link if you do not have the book. <a href="https://www.youtube.com/watch?v=4UNRduYI_04">https://www.youtube.com/watch?v=4UNRduYI_04</a></p>  <p>Afterwards, have a go at answering these questions.</p> <ol style="list-style-type: none"> <li>1. How did Gerald feel at the beginning of the story? Why did he feel this way?</li> <li>2. Why do you think the other animals were treating Gerald the way they were at the beginning?</li> <li>3. How did the cricket help Gerald?</li> <li>4. What did the cricket teach Gerald about being different?</li> <li>5. All people have similarities and differences. How can being different from others be a positive thing?</li> </ol>	<p>Today the teacher will be reading with group E. Group E please sign into zoom and be ready for your reading session at 9:30am.</p> <p>If you are not reading with your teacher today, here is your task:</p> <p>Think back to the class book that your teacher has been reading in the morning zoom calls. Answer these questions about the story:</p> <ul style="list-style-type: none"> <li>• Where is the story setting?</li> <li>• What has happened so far in the story?</li> <li>• Has anything surprised you? Explain why?</li> <li>• Which part have you enjoyed the most?</li> <li>• What words would you use to describe the main character?</li> </ul>

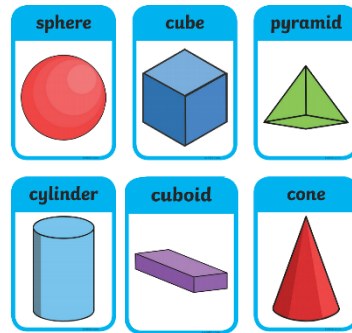
Session 2	English	English	English	English	English
	<p><b>SPAG</b> The word of the week is 'devastated' Have you heard this word before? What does it mean? Can you use it in a sentence? <b>Identify features of instructions</b> In today's lesson you will be looking at features of instructions. Please go to our YouTube page for your lesson. <i>On YouTube search for: Winterbourne Nursery and Infants School, Year 2, English 01.03.21</i> . <b>Task:</b> To read each part of a set of jumbled instructions and sequence it correctly.</p>	<p><b>SPAG</b> Add an adverb to each sentence. <b>To plan a set of instructions</b> In today's lesson you will be planning a set of instructions on 'How to take care of a pet hedgehog'. Please go to our YouTube page for your lesson. <i>On YouTube search for: Winterbourne Nursery and Infants School, Year 2, English 02.03.21</i> <b>Task-</b> Use the planning format to plan a set of instructions on 'How to take care of a pet hedgehog.'</p>	<p><b>SPAG</b> Sort the words into nouns, verbs and adverbs. <b>To apply features of instructions</b> In today's lesson you will be using your plan to write a set of instructions on 'How to take care of a pet hedgehog.' Please go to our YouTube page for your lesson. <i>On YouTube search for: Winterbourne Nursery and Infants School, Year 2, English 03.03.21</i> <b>Task</b> Use the plan to write a set of instructions on 'How to take care of a pet hedgehog.'  Challenge: Can you include an adverb?</p>	<p><b>SPAG</b> Add the imperative verb to the sentence. <b>To plan a set of instructions</b> In today's lesson you will be using the skills you have learnt to plan a set of instructions for a different pet. You have a choice between a rabbit, hamster or rat. Please go to our YouTube page for your lesson. <i>On YouTube search for: Winterbourne Nursery and Infants School, Year 2, English 04.03.21</i> <b>Task</b> Choose from a rabbit, hamster or rat. Use the planning format to plan a set of instructions on 'How to take care of a pet rabbit/hamster or rat'. Remember you can only <b>choose one</b>.</p>	<p><b>SPAG</b> Use adjectives to describe the words. <b>To apply features of instructions</b> <b>HOT WRITE</b> In today's lesson you will be using your plan from the previous day to independently write a set of instructions on 'How to take care of a pet rabbit/hamster or rat. <b>Remember you are only writing about one pet.</b> Please go to our YouTube page for your lesson. <i>On YouTube search for: Winterbourne Nursery and Infants School, Year 2, English 05.03.21</i> <b>Task</b> <b>HOT WRITE</b> Use the skills you have learnt to independently write a set of instructions on 'How to take care of a pet rabbit/hamster or rat.</p>
Session 3	Maths	Maths	Maths	Maths	Maths
	<p>Today we will continue our learning on 'shape' by exploring 3d shapes. In today's lesson we will be identifying and naming 3d shapes and thinking about where we might see 3d shapes in our environment.  Please go to our YouTube page for your lesson. <i>On YouTube search for: Winterbourne Nursery and Infants School, Year Two, Maths 01.03.21</i>  <b>Task:</b> Complete the table by making a list of real-life 3d shapes that you might see. You could write the names of objects or draw them.</p>	<p>In today's lesson we will be identifying and counting the number of faces on 3d shapes.  Please go to our YouTube page for your lesson. <i>On YouTube search for: Winterbourne Nursery and Infants School, Year Two, Maths 02.03.21</i>  <b>Task:</b> Match the 3d shape to the correct description.  1 curved face and 2 flat faces.  1 curved face and 1 flat face.  1 curved face.  6 flat faces. (square shaped).</p>	<p>In today's lesson we will be identifying and counting the number of vertices on 3d shapes.  Please go to our YouTube page for your lesson. <i>On YouTube search for: Winterbourne Nursery and Infants School, Year Two, Maths 03.03.21</i>  <b>Task:</b> Find some real examples of 3d shapes in your house and count the number of vertices. e.g. use a cereal box to find and count the number of vertices on a cuboid.  Here are some pictures of items that you might find at home.</p>	<p>In today's lesson we will be identifying and counting the number of edges on 3d shapes.  Please go to our YouTube page for your lesson. <i>On YouTube search for: Winterbourne Nursery and Infants School, Year Two, Maths 04.03.21</i>  <b>Task:</b> Cut out a 3d net and fold it so that it makes a 3d shape. You can collect a paper copy at school or click the following link to print one out at home:</p>	<p>In today's lesson we will sorting shapes into categories by using a venn diagram.  Please go to our YouTube page for your lesson. <i>On YouTube search for: Winterbourne Nursery and Infants School, Year Two, Maths 05.03.21</i>  <b>Task:</b> Complete the venn diagram by putting the 3d shape into the correct part. The categories are:  <ul style="list-style-type: none"> <li>• Shapes with 4 or more faces</li> <li>• Red shapes</li> </ul> Shapes that come under both categories can be placed in the middle section of the venn diagram,</p>

Shape name	Shape picture	Where might you see this shape?
Sphere		
Cube		
Cuboid		
Cone		
Cylinder		
Pyramid		

Challenge:  
Go on a 3d shape hunt at home.  
What 3d shapes can you find?

6 flat faces (square and rectangular shaped).

5 flat faces (square and triangular shaped).



Challenge:  
Which 3d shape has the most faces?  
Which 3d shape has the least faces?



Ask a grown-up to take a photo of you counting the vertices on these objects.

Challenge:  
Use the > or < sign.

The number of vertices on a cuboid is \_\_\_ than the number of vertices on a cylinder.

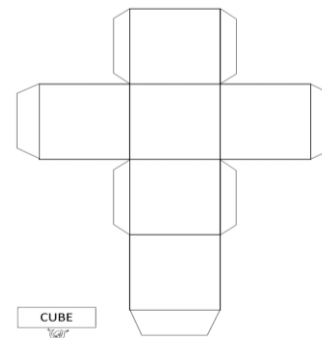
The number of vertices on a sphere is \_\_\_ than the number of vertices on a cone.

A cube net:

<https://www.math-salamanders.com/image-files/3d-geometric-shapes-cube-net-tabs.gif>

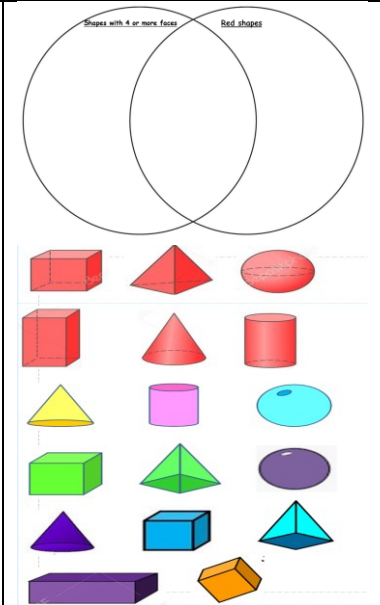
A cylinder net:

<https://www.math-salamanders.com/image-files/geometry-nets-cylinder-net-tabs.gif>



Challenge:

How many faces, vertices and edges does your 3d shape have?



Challenge:

Create your own 3d shape venn diagram by thinking of your own categories.

Session 4	Phonics Recap	Science	Geography	RE	Music
	<p>In today's lesson you going to recap 'ir, ur, and er'.</p> <p>Please go to our YouTube page for your lesson. <i>On YouTube search for: Winterbourne Nursery and Infants School, Year Two, Phonics recap 01.03.21</i></p> <p>To further develop your understanding of these sounds click on these videos:</p> <p><a href="https://www.youtube.com/watch?v=OHK3Q0-a3iI">https://www.youtube.com/watch?v=OHK3Q0-a3iI</a></p> <p><a href="https://www.youtube.com/watch?v=BEAuZcRB_cM">https://www.youtube.com/watch?v=BEAuZcRB_cM</a></p> <p><a href="https://www.youtube.com/watch?v=CN0vbgpCThI">https://www.youtube.com/watch?v=CN0vbgpCThI</a></p>	<p>In this lesson you will be</p> <p>Please go to our YouTube page for your introduction. <i>On YouTube search for: Winterbourne Nursery and Infants School, Year Two, Science 02.03.21</i></p> <p>Click on the link when the teacher in the YouTube video directs you too: <a href="https://www.bbc.co.uk/teach/class-clips-video/science-ks1-ks2-ivys-plant-workshop-parts-of-a-plant/zvdkpg8">https://www.bbc.co.uk/teach/class-clips-video/science-ks1-ks2-ivys-plant-workshop-parts-of-a-plant/zvdkpg8</a></p> <p>Task: Draw a picture of the plant and label its different parts.</p> <p>Challenge: Can you explain what the different parts of the plant do?</p>	<p>In today's lesson you will be identifying landmarks in your local area.</p> <p>Please go to our YouTube page for your lesson. <i>On YouTube search for: Winterbourne Nursery and Infants School, Year Two, Geography 03.03.21</i></p> <p>Click on the link when the teacher in the YouTube video directs you too: <a href="https://www.youtube.com/watch?v=k9D-zvdn284">https://www.youtube.com/watch?v=k9D-zvdn284</a></p> <p>Task: Draw a picture of your favourite landmark in your local area. Write a few sentences explaining why it is your favourite landmark.</p>	<p>In today's lesson you will be learning how Muslims celebrate during Eid.</p> <p>Please go to our YouTube page for your lesson. <i>On YouTube search for: Winterbourne Nursery and Infants School, Year Two, R.E 04.03.21</i></p> <p>Explore this webpage when the teacher in the YouTube video directs you: <a href="https://www.bbc.co.uk/cbeebies/puzzles/lets-celebrate-eid">https://www.bbc.co.uk/cbeebies/puzzles/lets-celebrate-eid</a></p> <p>Task: Write a sentence or draw a picture of something you celebrate. Are there any similarities between the way you celebrate and the way Muslims celebrate during Eid?</p>	<p>Today your music teacher has set an online lesson for you. You get points every time you complete a task! Please click on the following link and enter your username and password to access it; <a href="https://www.CroydonMusicAndArts-Soundworks.co.uk/yumu">https://www.CroydonMusicAndArts-Soundworks.co.uk/yumu</a></p> <p>Task: Work through the assignments your music teacher has set you. Click on an assignment. Then on the green arrow on the right, to find out what you need to do. Remember each lesson completed earns you points!</p>
Session 5	SPAG Recap	PSHE	Art	Computing	PE
	<p>Today we will recap on the SPAG work we did last week.</p> <p>To view the revision lesson, please go to our YouTube page. <i>On YouTube search for: Winterbourne Nursery and Infants School, Year Two, SPAG Recap 01.03.21</i></p> <p>Task 1: Write the word contribute, in a sentence. Then write 2 antonyms and synonyms for this word.</p> <p>Task2: Complete the sentences by adding commas.</p>	<p>In this lesson you will be learning about how to understand and deal with feelings of anxiety.</p> <p>Please go to our YouTube page for your lesson. <i>On YouTube search for: Winterbourne Nursery and Infants School, Year Two, PHSE 02.03.21</i></p> <p>Then watch the following video link about what to do when you feel worried; <a href="https://youtu.be/l7g8Atv27Q8">https://youtu.be/l7g8Atv27Q8</a></p> <p>Task: Create a poster about what to do when you are feel anxious or worried.</p> <p>Challenge: Write a sentence about how you could help your friends if they were feeling worried or anxious too.</p>	<p>In today's lesson you will be learn about the painting techniques used by LS Lowry.</p> <p>Please go to our YouTube page for your lesson. <i>On YouTube search for: Winterbourne Nursery and Infants School, Year Two, Art 03.03.21</i></p> <p>Task: Create a portrait of a member of your family using the colours used by Lowry.</p> <p>Watch the following video link to see how to sketch the outline of your portrait. <a href="https://youtu.be/yvfPULeQhPo">https://youtu.be/yvfPULeQhPo</a></p>	<p>In today's lesson you will be creating a portrait on 'paint and publisher' on Busy Things.</p> <p>Go to the <b>Busy Things</b> website on; <a href="https://www.busythings.co.uk/lgfl-login/">https://www.busythings.co.uk/lgfl-login/</a> Log in using the details your teacher has emailed you. Then go to KS1-Yr2-Computing-ICT Tools-Busy Paint and Publisher. Watch the tutorial...</p> <p>Task: Use the portrait you painted/sketched yesterday for art and recreate it onto paint.</p> <p>Challenge: Create your portrait only using the 5 colours used by Lowry?</p>	<p>It's time for P.E with Coach Perry!</p> <p>Go to our YouTube page. <i>On YouTube search for: Winterbourne Nursery and Infants School, Year Two, P.E 05.03.21</i></p> <p>Also, please check out today's P.E daily challenge on our YouTube channel. <i>On YouTube search for: Winterbourne Nursery and Infants School, Daily P.E Challenge 35 – 05.03.21</i></p>

	<p>Task 3: Write a set of instructions on how to cross the road safely, using imperative verbs.</p> <p>Challenge: Use an imperative verb at the beginning of each sentence.</p>		<p>Create different colours by mixing them together. What colours can you make?</p>		
<b>Session 6</b>	<p><b>Daily PE</b></p> <p>Click the link below and select a dance for today's 5-minute movement:</p> <p><a href="https://player.5-a-day.tv/">https://player.5-a-day.tv/</a></p> <p>Please use the log in details that your child's class teacher emailed to you.</p> <p>Also, please check out today's P.E daily challenge on our YouTube channel. <i>On YouTube search for: Winterbourne Nursery and Infants School, Daily P.E Challenge 31 – 01.03.21</i></p>	<p><b>Daily PE</b></p> <p>Click the link below and select a dance for today's 5-minute movement:</p> <p><a href="https://player.5-a-day.tv/">https://player.5-a-day.tv/</a></p> <p>Please use the log in details that your child's class teacher emailed to you.</p> <p>Also, please check out today's P.E daily challenge on our YouTube channel. <i>On YouTube search for: Winterbourne Nursery and Infants School, Daily P.E Challenge 32 – 02.03.21</i></p>	<p><b>Daily PE</b></p> <p>Click the link below and select a dance for today's 5-minute movement:</p> <p><a href="https://player.5-a-day.tv/">https://player.5-a-day.tv/</a></p> <p>Please use the log in details that your child's class teacher emailed to you.</p> <p>Also, please check out today's P.E daily challenge on our YouTube channel. <i>On YouTube search for: Winterbourne Nursery and Infants School, Daily P.E Challenge 33 – 03.03.21</i></p>	<p><b>Daily PE</b></p> <p>Click the link below and select a dance for today's 5-minute movement:</p> <p><a href="https://player.5-a-day.tv/">https://player.5-a-day.tv/</a></p> <p>Please use the log in details that your child's class teacher emailed to you.</p> <p>Also, please check out today's P.E daily challenge on our YouTube channel. <i>On YouTube search for: Winterbourne Nursery and Infants School, Daily P.E Challenge 34 – 04.04.21</i></p>	
<b>Session 7</b>	<p><b>Story time</b></p> <p>It's time for story time!</p> <p>Go to our YouTube page. Click on: <i>Winterbourne Nursery and Infants School, Story time 01.03.21</i></p>	<p><b>Story time</b></p> <p>It's time for story time!</p> <p>Go to our YouTube page. Click on: <i>Winterbourne Nursery and Infants School, Story Time 02.03.21</i></p>	<p><b>Story time</b></p> <p>It's time for story time!</p> <p>Go to our YouTube page. Click on: <i>Winterbourne Nursery and Infants School, Story time. -03.03.21</i></p>	<p><b>Story time</b></p> <p>It's time for story time!</p> <p>Go to our YouTube page. Click on: <i>Winterbourne Nursery and Infants School, Story time 04.03.21</i></p>	<p><b>Story time</b></p> <p>It's time for story time!</p> <p>Go to our YouTube page. Click on: <i>Winterbourne Nursery and Infants School, Story time 05.03.21</i></p>