



Welcome to Reception at Winterbourne!



Headteacher Introduction
Assistant Headteachers
Family Support Worker
Meet PAG



Reception Staff

Reception Class Teachers:

Miss Howe, Mrs Beckett,
Miss Parkinson, Miss Siddika

Reception Support Staff:

Mrs Khan, Ms Milner, Ms Razvi, Miss Williams



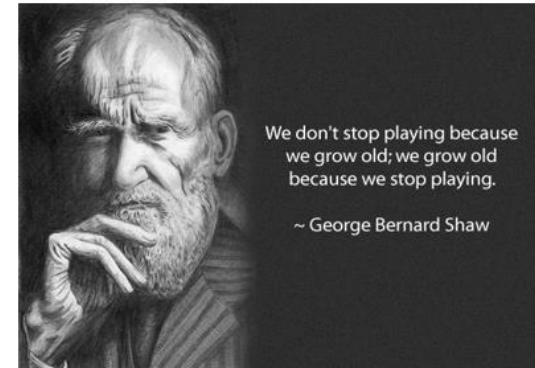
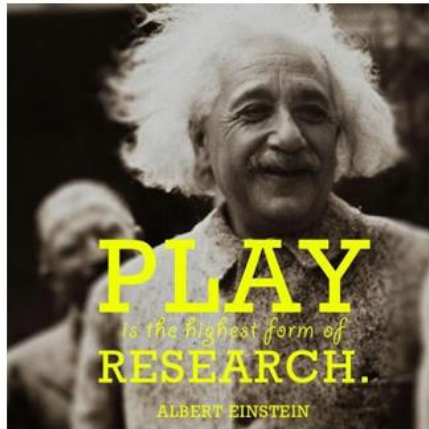
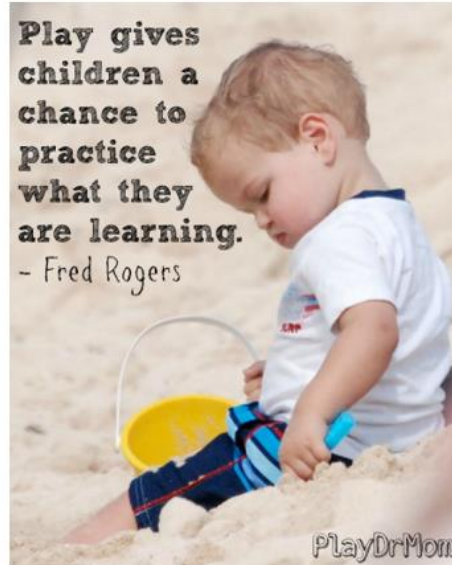

What is the *EYFS*?



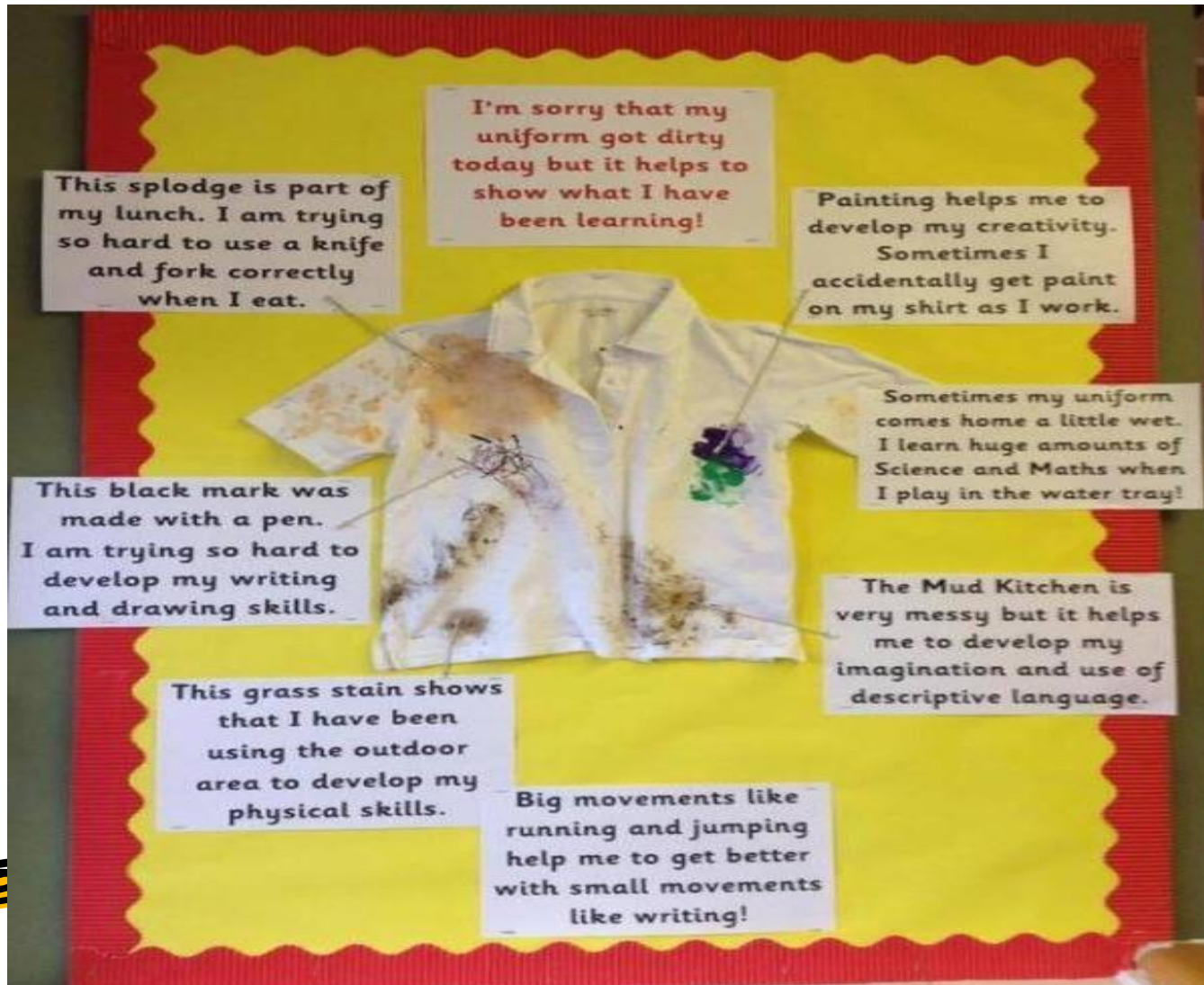
- The *EYFS* document is called 'Development Matters'. It covers all the stages of learning between birth to 5 years old.
- 7 areas of learning through areas of provision and directed activities
- All areas of learning are reflected inside and outdoors.



Learning through Play



This is a good day!



PSED


Personal, Social and Emotional Development

- *The importance of listening*
- *Our emotions and learning how to manage them*
- *How to work and play well with others*
- *The importance of taking responsibility both in and out of the classroom*
- *To respect others and value their beliefs*
- *To show kindness and courtesy to others.*



PSED - How can you help?

- *Playing games which encourage sharing and turn taking will help your child to build their social skills.*



Learning at Home!

Try talking to your child about their emotions at home. Encourage them to share with siblings and friends. Give them responsibility for small tasks around the home. Ask them to try to do things themselves before they ask you for help.




Physical Development

- Gross and fine motor skills
- Managing hygiene and independent self care
- Staying healthy
- Shoes and coats
- PE and Dance
- Outdoor area
- Pencil control

Learning at Home!

Encourage your child to dress and manage their toilet needs independently.
Take your child to the park and play catching, throwing and running games.
Encourage your child to eat a wide range of different foods!



Physical Development – How can you help?



- Give children time to run, jump, climb and play outdoors
- Encourage children in activities such as building, drawing, threading beads, or filling and emptying containers in the water – all of which develop manipulative skills.
- Encourage your child to use the toilet independently, wash their hands, put on and fasten their coats.



CAL

Communication and Language

- **Listening, Attention and Understanding:** Listening and responding to stories. Listening and responding to familiar adults and peers. Understanding boundaries and instructions.
- **Speaking:** Expressing ourselves effectively to adults and peers.

Learning at Home!


Encourage your child to use correct word endings when talking about past, present and future. Talk to your children about their day. Rephrase and repeat anything which your child says incorrectly. I.e.: "I wented to the park!", "Oh, you went to the park?"



Literacy

Writing

Children are encouraged to make marks on paper to express themselves. We encourage them to make marks for a variety of purposes, including writing stories, poems, lists and letters. Children use their phonic knowledge to write words which match their spoken sounds.



Learning at Home!

Encourage your child to hold pencils and pens correctly and towards the point, so that they have maximum control. Try tracing letters in salt, sand or flour. Threading, cutting and playing with dough will help your child's hand control.

Literacy

Reading


Children are encouraged to read and explore books for enjoyment. Children are encouraged to tell stories using pictures and prompts. As children's ability to read using phonics increases, they are encouraged to read and understand short sentences using their sound knowledge. We also encourage children to be able to talk about what they have read.



Literacy

Phonics

- *At Winterbourne, we use the Little Wandle Letters and Sounds revised program.*
- *In Nursery, your child would have begun by learning about sounds in the environment and listening and saying vocal sounds.*
- *In Reception, your child will learn the individual letter sounds and start to blend short words.*
- *Please talk to your child's teacher for further support in Phonics.*



Literacy

Reading and Phonics- How can I help?

- Start sharing books with your child as soon as possible, even if they are unable to decode sounds.
- Encourage them to learn the letter **sounds** rather than the letter **names**.
- Talk to your child about what you have read together.

Learning at Home!

Even if you struggle with your own reading, hearing your child read a book, or sharing a book and looking and talking about the pictures will help your child's development. Just five minutes a night makes a huge difference!



Maths

Number

- *Recognise and count numbers from 0-10*
- *Subitise – recognising small amounts without counting.*
- *Recognise numerals in their environment*
- *Add and subtract using objects.*
- *Find ways to make 10*

Learning at Home!

Count objects such as steps on the stairs, or cars in the street with your child. Start talking about adding small groups together: “If I have two apples and you give me one more, how many do I have?”



Maths

Numerical Patterns

- Finding, recognising and creating patterns
- Recognising and exploring shape
- Investigating weight, capacity and length
- Find one more and one less than numbers to 20
- Share and double quantities to 10.



Learning at Home!

Cook with your child! Lots of water play!

Practical ways to practise measuring.

Explore shapes and patterns around you

when you are out and about. Problem

solve when serving a meal, "Oh no! I


have too many potatoes, I need 1 less"

and let your child work it out.

EAD

Expressive Arts and Design

- *Colour Mixing*
- *Collage*
- *Printing*
- *Play dough and clay*
- *Role play areas and dressing up clothes*
- *Singing songs, dancing and playing music*
- *Using tools safely.*
- *Using our imagination*



EAD

How can I help?

- *Encourage imaginative play at home*
- *Sing songs with your child*

Learning at Home!

Before you put out the recycling, help your child to make models with old boxes. Encourage children to move to music. Sing songs to (and with) your children. Talk about colours and sounds as you walk about outside.




UW

Understanding the World

Talking and experiencing different celebrations and recalling events.

- *Looking at old photos to get an idea of the past.*
- *Doing gardening and watching things grow*
- *Learning about animals and the natural world. ri*
- *Comparing different environments.*



Understanding the World

How can I help?

- Although using ICT is important, please make sure this extends beyond phones and tablets!
- Talk about how things work and how things grow
- Talk about the weather and the seasons.

Learning at Home!

Try growing simple seeds like cress at home.
Talk about the natural world, especially animals. Talk about where the food you are eating might come from. While ICT is very important, please keep screen-time to a minimum.



Additional needs or SEND

- *If you have any concerns or worries about your child's development please speak to your class teacher.*
- *In order to assess the children the staff observe your children all the time*
- *They might pick up that they need some extra help in some areas of learning*
- *In that instance, they will put in some extra support in class*
- *They will also let the SENDCo know if there are some struggles*
- *We will contact you for a chat to get to know you and let you know about your child's progress*
- *We put a support plan in place to help your child progress more quickly*
- *We review the plans every 6 weeks in order to move your child on*
- *Sometimes, a child finds it difficult to settle into school in the first instance. We create bespoke settling-in schedules according to your child's needs so that school is successful for them.*
- *We may ask to refer your child for a specialist assessment, such as Speech and Language or Community Paediatrician to gain extra information.*
- *If your child does have some struggles,*

we work with you as a team around your child.

Your children always come first!



The first week ...


- Whether your child attends a morning or afternoon session on Wednesday 6th and Thursday 7th will be sent out to you in due course.
- All Reception children stay all day from Friday September 8th.
- They choose a FREE school dinner or speak to the Head Teacher about alternative lunch options.
- Newsletter
- If your child is significantly distressed we may continue their half day settling in period until they have adapted, are comfortable and are happy.

A HAPPY CHILD IS A LEARNING CHILD



General Information

- Reception: 8.35 (gate opens) 3.25 (collection). All children need a water bottle and a book bag.
- They do not need P.E. kit.
- Fruit is provided in class – no need to bring snacks..
- Uniforms available at Hewitts in Croydon or Bubblegum in Thornton Heath.
- Please make sure that ***EVERYTHING*** is labelled!



School Lunches



- All children are entitled to a free school meal.
- There is always a vegetarian option and all meat is Halal.
- We offer a hot dinner, pudding and children can help themselves from the salad bar and to freshly made bread each day.
- Water is provided.



Becoming School Ready

- Practise becoming independent (toilet, eating, dressing)



- Walk to school



- Reduce screen time



- Lots of talking



- Get to the park as much as you can!



The school year starts on September 6th 2023
for children.

We're looking forward to you joining the
Winterbourne family!

Winterbourne Nursery and Infant School
**Inspire – Learn -
Be Proud**

