

Winterbourne Nursery and Infant School
*Inspire – Learn –
Be Proud*

Welcome Parents and Carers

Year 1

Topics and coverage during
the Spring 1 half term.




Year 1 topics

This is where we
are right now.



Incredible
Me



Superheroes



Paws Scales
& Tails



Let's explore



Bright Lights,
Busy City



Sensational
Skies



We have made some changes to the topics we will be teaching.
We use these topics as a stimulus for cross-curricular teaching.

Our current topic



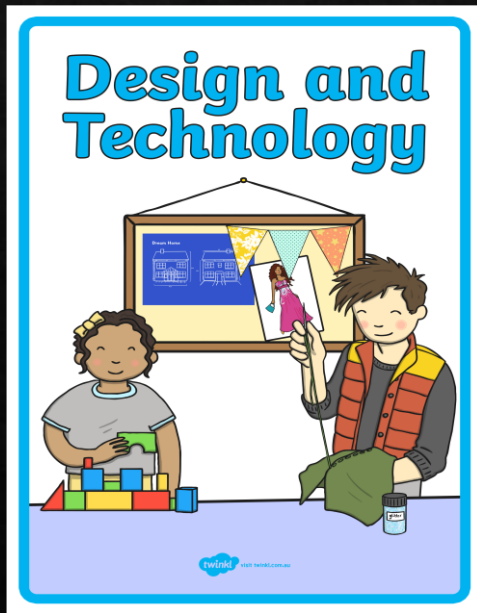
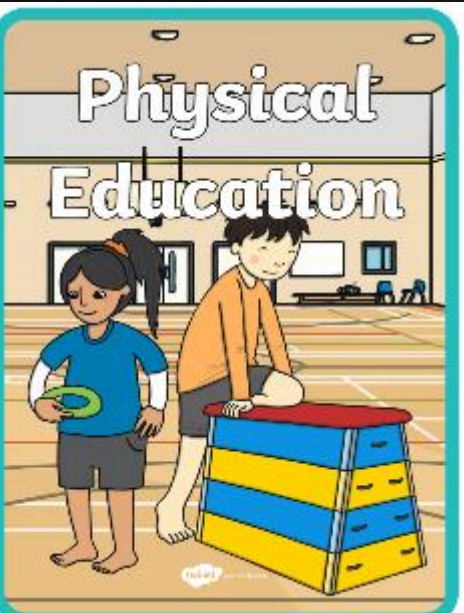

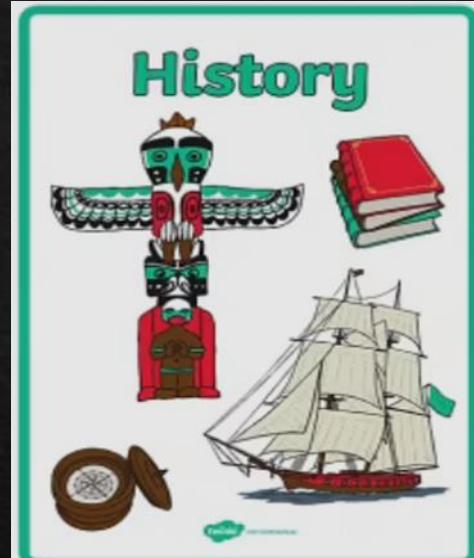


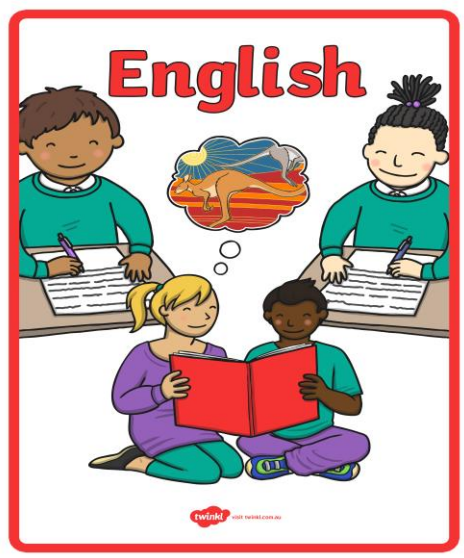
Paws, Scales and Tails



This is the over-arching theme.

We use this theme to support teaching in other areas of the curriculum e.g. English, History, Art and Science.

What will be taught within each subject?



Fact File:


English Objectives

- Read non-fiction texts.
- Identify the features of a fact file.
- Discuss what they have learnt.
- Present their findings to their peers.
- Write an animal fact file.

SPAG:

- Question marks
- Capital letters
- Full stop
- Finger spaces

Key vocabulary: questions, question mark, information, fact file, diet, appearance, animal



English

We will be reading:

Non-Fiction Texts


Animal Fact Files

The Tiger Who Came to Tea

Giraffes Can't Dance

Be Brave Little Penguin

Marmalade



Phonics



We follow the Little Wandle letters and sounds' programme. This half term the children are continuing with learning the **phase 5 sounds, 'growing the code'**, learning new digraphs and alternative sounds.

The children will learn the different letters that make one sound as well as the different sounds a group of letters can make.

 ai ay a a-e eigh aigh ey ea	 ee ea e e-e y ey	 igh ie i i-e y	 oa o o-e ou oe ow	 oo ue u-e ew ou ui
 or aw au aur oor	 ur er ir or	 ow ou	 oi oy	 ear ere eer

Reading

The children reads with and adult x 3 a week in a small group. In the groups they are taught to:

- Identify diagraphs/trigraphs within words.
- Read fluently.
- The meaning of new unfamiliar words.
- Answer questions using the text to help them.
- Explain their answers.
- Opportunities to review books
- Read with expression taking into account of the punctuation.

Daily story time at the end of the day



One to one reading with an adult in class



Weekly reading assembly



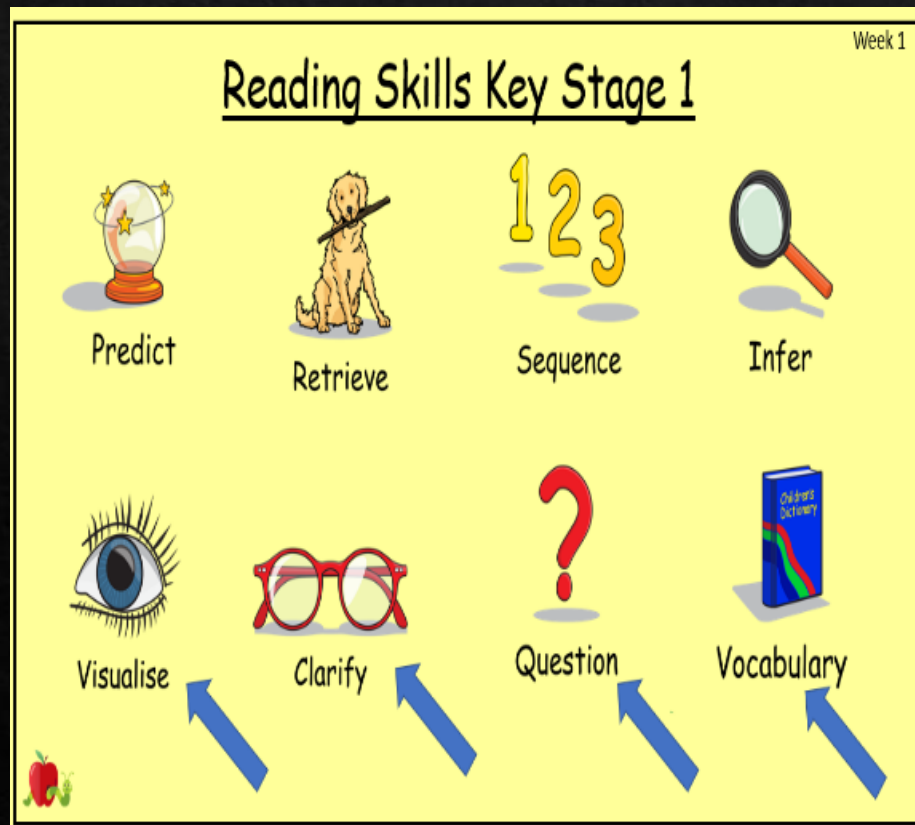
The importance of reading regularly

Supporting writing skills

Gaining and improving key skills

Reading for pleasure

**The more that you read,
The more things you will know.
The more that you learn,
The more places you'll go.**
-Dr. Seuss



Reading

- Children will change their books every week. We collect books on a Tuesday and send home books on a Thursday.
- Read with them daily.
- Ask them questions about the story e.g. What has happened? How does the character feel? How would you feel? What would you do?
- Encourage them to find the answer to the question in the text.

Reading Comprehension

The children are explicitly taught reading comprehension twice a week on a bi-weekly rota.

Week 1	One to One Reading
Week 2	Whole Class Reading Comprehension
Week 3	One to One Reading
Week 4	Whole Class Reading Comprehension
Week 5	One to One Reading
Week 6	Whole Class Reading Comprehension

On Monday we discuss the text, on Friday we answer questions about the text.

Monday

Read the text and discuss.

Week 2

Friday

Answer the questions in your book.


Dear Diary,

Today has been great! I did so many things.

This morning, I went to the aquarium with my parents and we saw lots of interesting fish. I liked the stringray because it was huge.

Then, in the afternoon, I went to fly my kite with Grandad. It was quite windy and it was tricky to keep the kite in the air.

This evening, I ate popcorn while I watched a film with my little sister. The film was about space and it was brilliant but a bit scary.



Count by 2's									
2	4	6	8	10	12	14	16	18	20
22	24	26	28	30	32	34	36	38	40
42	44	46	48	50	52	54	56	58	60

Maths

1	2	3	4	5	6	7	8	9	10
11	12	13	14	15		17	18	19	20
21		23	24	25	26	27	28	29	30
31	32	33	34	35	36	37	38	39	
41	42		44	45	46	47	48	49	50

In Maths this half term we will be focusing on **place value within 50**, multiplication and measurement.

- Number and place value within 50
- Counting forwards and backwards within 50
- Finding one more and one less within 50
- Comparing amounts within 50
- Addition and subtraction within 50
- Counting and grouping in 2s
- Counting and grouping in 5s
- Comparing length and height
- Comparing weight and volume



Count by 5's				
5	10	15	20	25
30	35	40	45	50

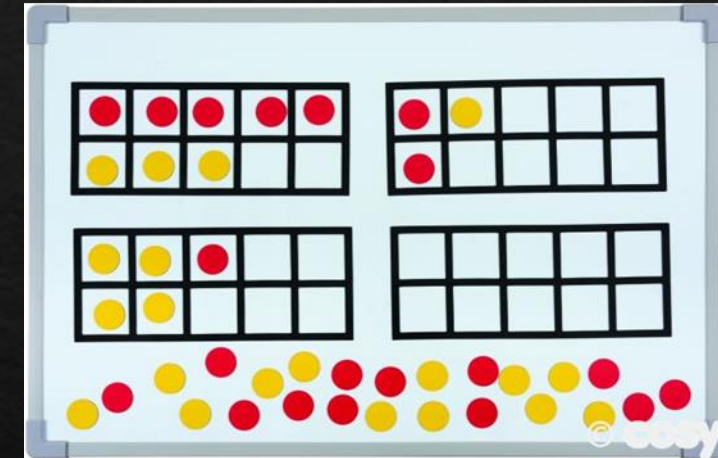
Maths resources

Weighing scale



We will be using the following resources to help us with our learning: Tens frame

Number line.



Grouping/ multiples of 2s & 5s



Number 50 grid

1	2	3	4	5	6	7	8	9	10
11	12	13	14	15	16	17	18	19	20
21	22	23	24	25	26	27	28	29	30
31	32	33	34	35	36	37	38	39	40
41	42	43	44	45	46	47	48	49	50

Maths Vocabulary

Key Vocabulary

digits tens ones compare order less than < greater than >

least most smallest fewest number names numerals to 50

multiples 2s pairs 5s



History

Events Beyond Living Memory

Sir David Attenborough



This half term's History topic is *Events Beyond Living Memory*.

During this topic the children will learn about **Sir David Attenborough** and his life as a television presenter.

They will learn about how he has contributed nationally and internationally, contributing to protecting the animal kingdom and nature.



Science

This half term's Science topic is **Animals including Humans - Animals**

During this topic the children will:

- Identify and name a variety of common animals.
- Name a variety of common animals that are carnivores, herbivores and omnivores
- Describe and compare the structure of a variety of common animals

Key vocabulary:

birds, fish, amphibians, reptiles, mammals, insects, invertebrates, vertebrates, feathers, scales, tails, gills, fins, fur, fangs, horns, tails, wings, whiskers, beaks, ears, backbone, skeleton, carnivores, herbivores, omnivores



Art

This half term's Art topic is **Cultural Patterns**.



This topic the children will explore different textures, patterns and prints. They will experiment with mono printing and develop vocabulary and techniques. The children will also create tie dye prints on t-shirts.

Key vocabulary

patterns, prints, mono-print, collage, layer, colour, repeated patterns, wavy, straight, curved, dotted, swirly, tie-dye





RE

This term's R.E topic is all about
Religious leaders

Key vocabulary

Authority	Leaders	Trust	Example	Respect	
Qualities	Followers	Aum	Hindu	Krishna	Janmashtami
Jew	Miracle	Moses	God	Disciple	Friend
Islam	Muslims	Prophet Muhammad	Hadith	Allah	

The children will explore 'Religious leaders' from different faiths, discuss what makes a good leader and how to follow the examples of a religious leaders.

They will learn about how different religious groups follow their God to live a good life.





Physical Education (PE)



This term's PE topic is **Dance**


The children will learn:

- To learn and perform dance skills
- To observe each other's dances and describe what they can see
- To perform simple rhythmic patterns
- To communicate moods and feelings through dance





Personal, Social, Health Education (PSHE)



This term's PSHE topic is **Going For Goals.**

The children will understand that they learn in different ways. They will discuss what they are good at, what they want to achieve.

They will decide on a goal and aim to achieve it.





Music



This half term the focus is **Popular music**.
The children will learn- **Art Pop**

- Identify the style of music and learn the definition of art pop
- Listen to Pop Art music and make comparisons
- Compose music with a partner based on Pop Art
- Sing Pop Art songs
- Perform rhythm pattern songs

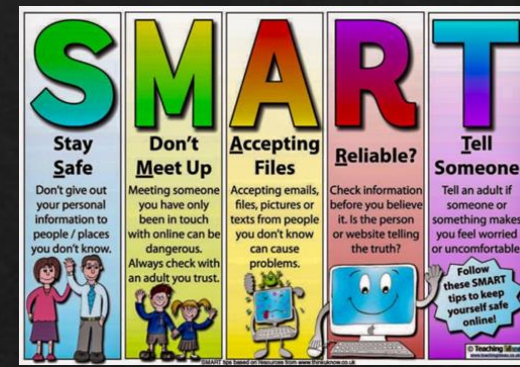


Computing

This topic in Computing this term is – How to Use a Computer .

We will learn how to:

- Log into a computer and access a website.
- To develop mouse skills.
- To use mouse skills to draw and edit shapes.
- To draw a scene from a story using digital tools.
- To create a self-portrait using digital techniques.



Key vocabulary

Internet electronic device computer
Laptop iPad personal information
private e-safety

Other Information

Spellings

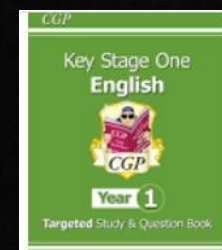
- A list of Year 1 high frequency and common exception words have been sent home last half term.
- They must learn how to read and spell these words correctly by the end of Year 1!
- Practise, practise, practise! Let us know if you need another copy.

Maths

- Children will be ordering, counting and sorting numbers to 10,20,50.
- Encourage them to Count forwards and back in 1's to 50
- Use their number knowledge to add and subtract numbers within 20.
- Encourage them to represent numbers in different ways – drawing, using objects and arranging them in different ways.

Homework

- Children will receive CGP books.
- The pages they must complete will be highlighted on the newsletter.
- Their homework will relate to what they have been learning in class that week.
- Make it an enjoyable experience.
- The answers are in the middle or back of the books. Please mark them with your child.





Questions or queries?

You are still able to email your child's class teacher directly.

Browne class: Browneclass@winterbourne-inf.croydon.sch.uk

Kerr class: Kerrclass@winterbourne-inf.croydon.sch.uk

Rosen class: Rosenclass@winterbourne-inf.croydon.sch.uk

McKee class: Mckeeclass@winterbourne-inf.croydon.sch.uk