



04.03.2024

Monday 4th March 2023

Lessons 10: Homophones (there, their, they're)

Let's recap our learning!

Tell your partner a sentence with the knew/new homophone and have them write the correct spelling down. Once you have checked it. Swap over.



There are four apples on the tree.

Their school is close to the park.

They're going to the shop.

Lets discuss the meaning of each word.

There are four apples on the tree.

There is a hill.

The ball is over there.

There refers to a place or position.



Self - Assessment:

Do you understand the homophone there?



They washed **their** hands.

That is **their** toy.

The red car is **theirs**.

Their shows ownership and belonging.



Self - Assessment:

Do you understand the homophone their




They're all crazy!

They're going to the shop.

They're coming over to play.

They're is a contraction for *they are*.



Self - Assessment:

1. Do you understand the homophone *they're*?
2. Do you understand the difference between *their*, *they're* and *there*?






I am going to say a few sentences. On your whiteboards write the correct homophone that fits.

one	won	sea	see
blue	blew	two	to
new	knew	no	know
not	knot	night	knight
there	their	they're	knew
new			

Self - Assessment:

Do you understand what to do?





05.03.2024

Tuesday 5th March 2023

Lessons 11: Adding '-es' to verbs and nouns ending in 'y'

Let's recap our learning!

Write a sentence using the correct homophone.



I fly

What do we say?

What happens to the word?

He



I carry

How do you think we spell this verb?

Have a go writing it on your whiteboard/journal

He?



I fly

He flies

Look at the ending of the words. What happens
to the spelling of the words?

I carry

He carries



Self - Assessment:

*Do you understand that we add 'es' to verbs and
nouns that end in y?*



Lets have a go at spelling some of these words.

I Cry

She.....



I reply

He



Self - Assessment:

Do you understand what to do?





06.03.24

Wednesday 6th March 2023

*Lesson 12: Adding '-es' to verbs and nouns ending in
'y'*

Recap

Add -ed to these root words.

Jump

leap

talk

walk

paint

play




join

What happens to the spelling of words that we learnt yesterday ending in 'y'?

I fly	I carry
I cry	I reply
I copy	

Self - Assessment:

Do you understand what happens to verbs ending in y?



Lets have a look at these nouns and apply the same spelling rule.

One baby

Two?



Lets have a look at these nouns and apply the same spelling rule.

One lady

Two?



Lets have a look at these nouns and apply the same spelling rule.

One party

Two?



Lets have a look at these nouns and apply the same spelling rule.

One jelly



Two?



Lets have a look at these nouns and apply the same spelling rule.

One lorry

Two?



Self - Assessment:

Do you understand what happens to nouns ending in y?






In your spelling journals. Spell the words you see below by adding -es.

I fly	he	I carry	he
I cry	he	I reply	he
I copy	he	one baby	two
one lady	two	one party	two
one jelly	two	one lorry	two



Self - Assessment:
Do you understand what to do?





07.03.24

Thursday 7th March 2023

*Lesson 13: Adding '-es' to verbs and nouns
ending in 'y'*

Let's recap our learning!

Add -ed to these root words. Remember to double the consonant. E.g hop- hopped

plan

stop

slip

admit

rob

clap

drag

Today you are going to work in pairs, writing the correct spelling of the missing words. Then we will discuss the correct spelling as a class.

Self - Assessment:

Do you understand what to do?





8.03.24

Friday 8th March 2023

Lesson 14: Strategies for learning words:
Look, say, cover, write, check for selected
words

Let's recap our learning

Year 1 and 2 Common Exception Words

Year 1

the	they	one
a	be	once
do	he	ask
to	me	friend
today	she	school
of	we	put
said	no	push
says	go	pull
are	so	full
were	by	house
was	my	our
is	here	
his	there	
has	where	
I	love	
you	come	
your	some	

Year 2

door	gold	plant	clothes
floor	hold	path	busy
poor	told	bath	people
because	every	hour	water
find	great	move	again
kind	break	prove	half
mind	steak	improve	money
behind	pretty	sure	Mr
child	beautiful	sugar	Mrs
children	after	eye	parents
wild	fast	could	Christmas
climb	last	should	everybody
most	past	would	even
only	father	who	
both	class	whole	
old	grass	any	
cold	pass	many	


www.twinkl.co.uk

Write a sentence including 2 common exception words. Make sure it makes sense.

Lets revise the Look, say, cover, write, check strategy when spelling words.

Look



Say



Cover




Write








Check



Look at the word carefully. Are there any tricky parts?

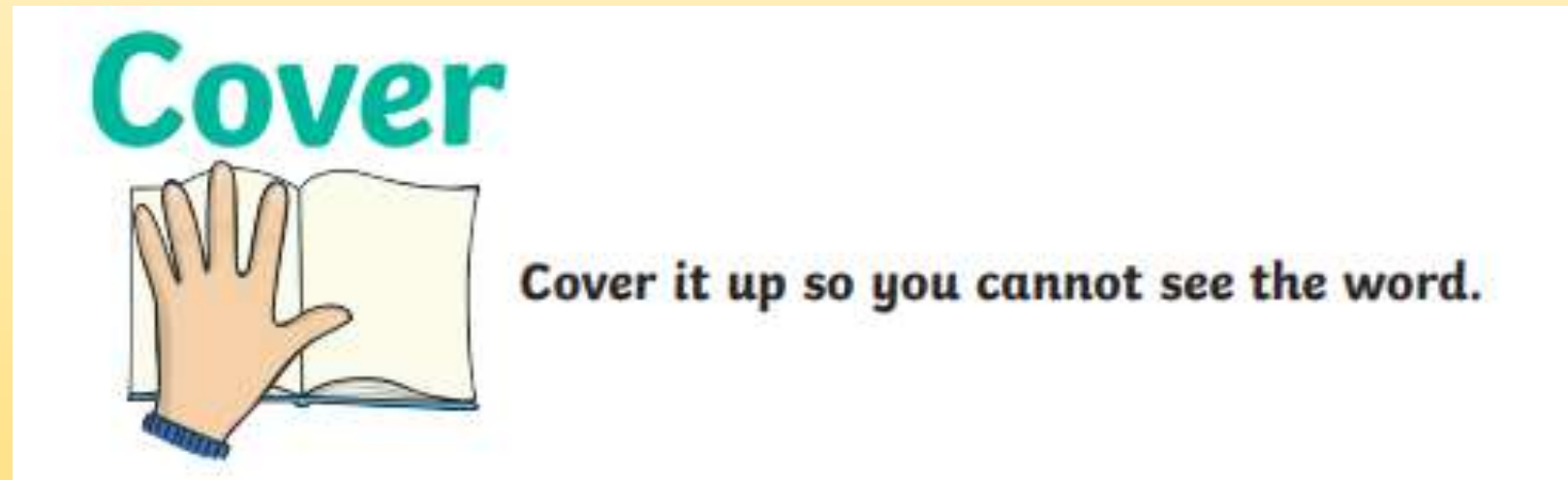


Look	
Say	
Cover	
Write	
Check	


Say the word to yourself.




Cover it up so you cannot see the word



Write the word down.





Check each letter to see if you have spelt the word correctly. Write the word again if you have made any mistakes.

Check




Check each letter to see if you have spelt the word correctly. Write the word again if you have made any mistakes.

Self - Assessment:

Do you understand the look, say, cover, check, write strategy?



Use the look, say, cover, check, write strategy to spell words you're unsure of spelling or any you want to learn in your spelling journals



Self - Assessment:
Do you understand what to do?

