

Our ART Learning Journey

Key vocabulary:

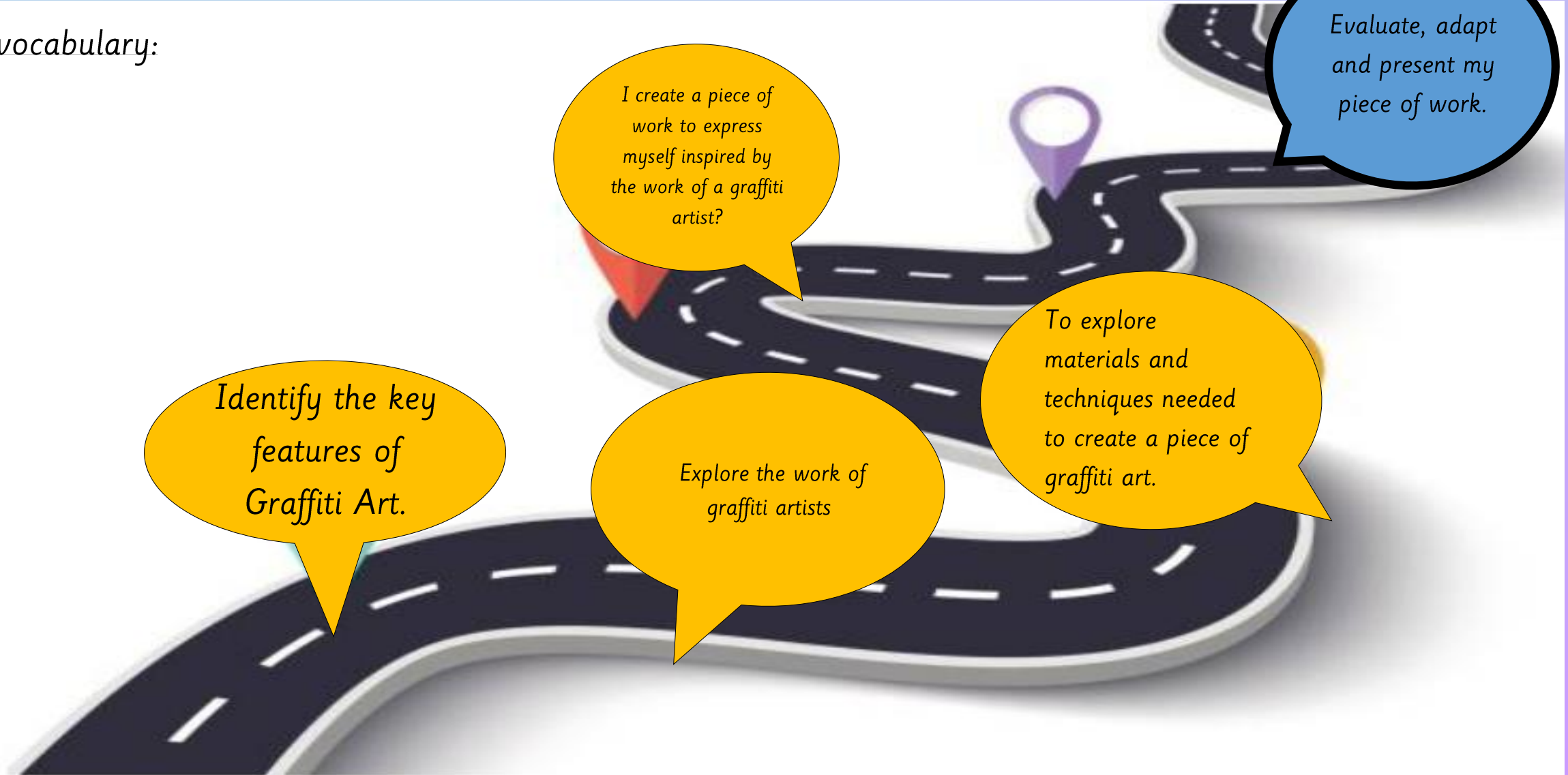
Identify the key features of Graffiti Art.

I create a piece of work to express myself inspired by the work of a graffiti artist?

Explore the work of graffiti artists

To explore materials and techniques needed to create a piece of graffiti art.

Evaluate, adapt and present my piece of work.



(WB)Monday 18th March 2024

LQ: Can I evaluate my work?

Steps to Success

All – Will be able to discuss what went well and what they found difficult when creating their Tags.

Most – Will be able to write about what went well and what they found difficult when creating their Tags.

Some – Will be able to implement their feedback into their next piece of art work



LQ: Can I evaluate my work?

Banksy



graffiti



lettering



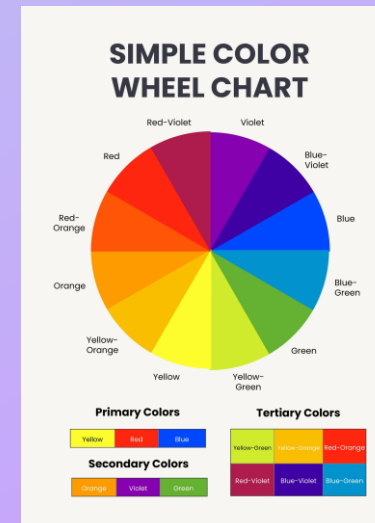
mixed media



community art



colour



Can I evaluate my work?

Self Assessment

Let's recap our learning...



- What did you do last lesson?
- What materials have you used to create your own Tag?
- Can you remember the tag style you used?
- What materials and techniques did you use?

Graffiti is characterised by **colours**, intricate **patterns**, and is typically used to **convey a political or social message**. This art style tends to feature loud, bold, **3D letters**.

TPs: What did you find easy? What did you find challenging?



Bubble writing





Wild-style



Bars




Lewis Class




Carroll Class

Most – I can create a piece of work to express myself

Some – I can talk about a graffiti artist who inspires me.



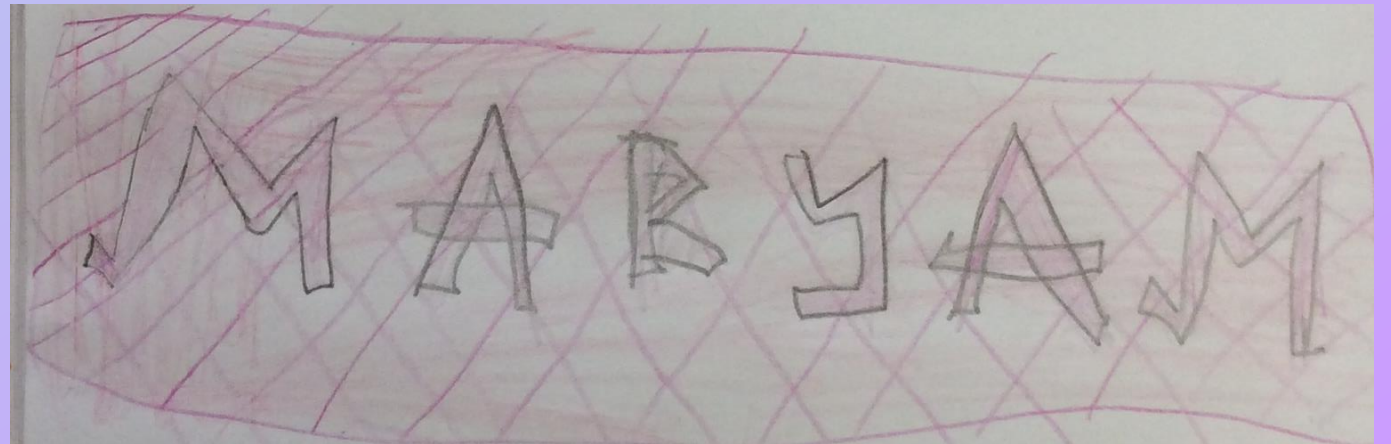
Next Step: What is Graffiti? Why do people use nicknames and not their real name? Name a famous Graffiti artist.




Next Step: V
people use r



Dahl Class



Anderson Class



Class share

- *Who would like to come up to the front and share their Tag with the class?*

Audience:

- *What do you like about your classmates work? What have they included? What have they done well? Can you guess the writing style they've used? What type of patterns have they used in their background? What can they add to improve next time?*

Task:

In your books answer these questions

- *What did you find easy when creating your Tag?*
- *Which part did you enjoy doing the most and why?*
- *What did you find challenging and how did you overcome it?*
- *What would you change if you had the chance to do this again?*