

Monday 18th March 2024

Our English Learning Journey

Key vocabulary:

Adjectives and nouns

Suffix 's' and 'es'

Setting description

Mischief

Imagination

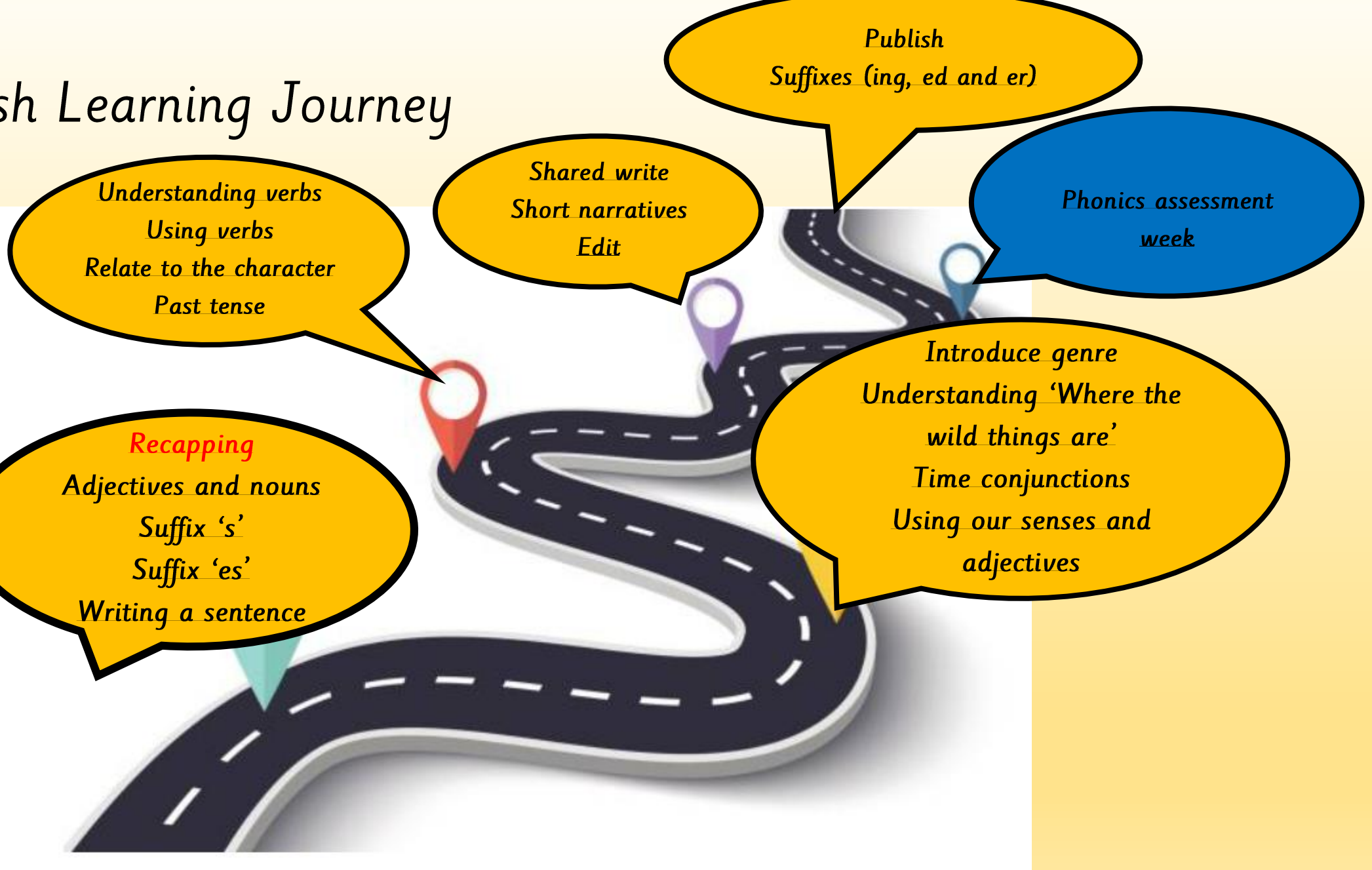
wild

Forest

Woodlands

Adjectives

Verbs




Observe(d)

To look closely.

Sentence

“I observed the flower grow.”

TPs- Can you use it in a sentence?





LQ: Can I edit my work?

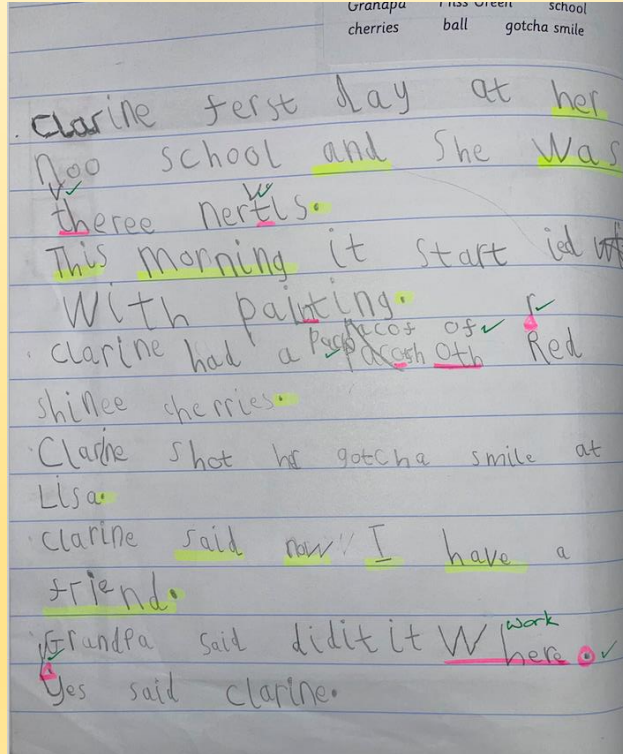


Steps to success


- *I can edit my work.*
- *I can re-read my work.*
- *I can improve my work.*

Star Words

edit



re-read






improve



Recap

Complete the days of the week.



TP: What days are the weekend?







TP: What is the first day of the school week?







TP: What is the last day of the school week?

Recap

Our marking symbols

TP: What do these signs mean?

	<div></div>
	
	
	
	
	

	A triangle on top of letter means: Change to a capital letters
	A circle means: add missing punctuation.
	Underline of a sound in a word means: incorrect sound
	highlight of a word means: Incorrect spelling
	An omission means: missing word(s)
	Add sound buttons/ dots and dashes if a pupil needs support writing a previously taught decodable word


Today you are going to edit your work. Editing is when you re-read your work back and correct your mistakes. It helps create a final good example of writing.

Improved piece of writing.

Published Work

Supertato is a round and he is big.
He wears a red cape and a black mask.
He is good to the other vegetables. Supertato is
happy and kind. Helpful and brave and he
is strong. Evil Pea wears a red cape and
a black mask. Evil Pea is mean to the
other vegetables. Evil pea chases the carrot and
broccoli cucumber. The unkind pea is green
and round.


TPs- What do you do when you see this mark?



You have to add a

_____.

TPs- What do you do when you see this mark?



You have to add a

_____.



TPs- What do you do when you see this mark?



You have to add a

_____.



TPs- What do you do when you see this mark?

bekoz

You have to add a

_____.



Self assessment







Do you how to write a short narrative?



Teacher to model how to edit on flipchart.

Task

Today we will edit our work by re-reading our short narrative and correcting the **pink** **for think** making sure we check the marking symbols. We will practice writing the incorrect word then write the new word above the incorrect word to edit.

	A triangle on top of letter means: Change to a capital letters
	A circle means: add missing punctuation.
	Underline of a sound in a word means: incorrect sound
	highlight of a word means: Incorrect spelling
	An omission means: missing word(s)
	Add sound buttons/ dots and dashes if a pupil needs support writing a previously taught decodable word

Self assessment
Do you understand the task?



Tuesday 19th March 2024

Our English Learning Journey

Key vocabulary:

Adjectives and nouns

Suffix 's' and 'es'

Setting description

Mischief

Imagination

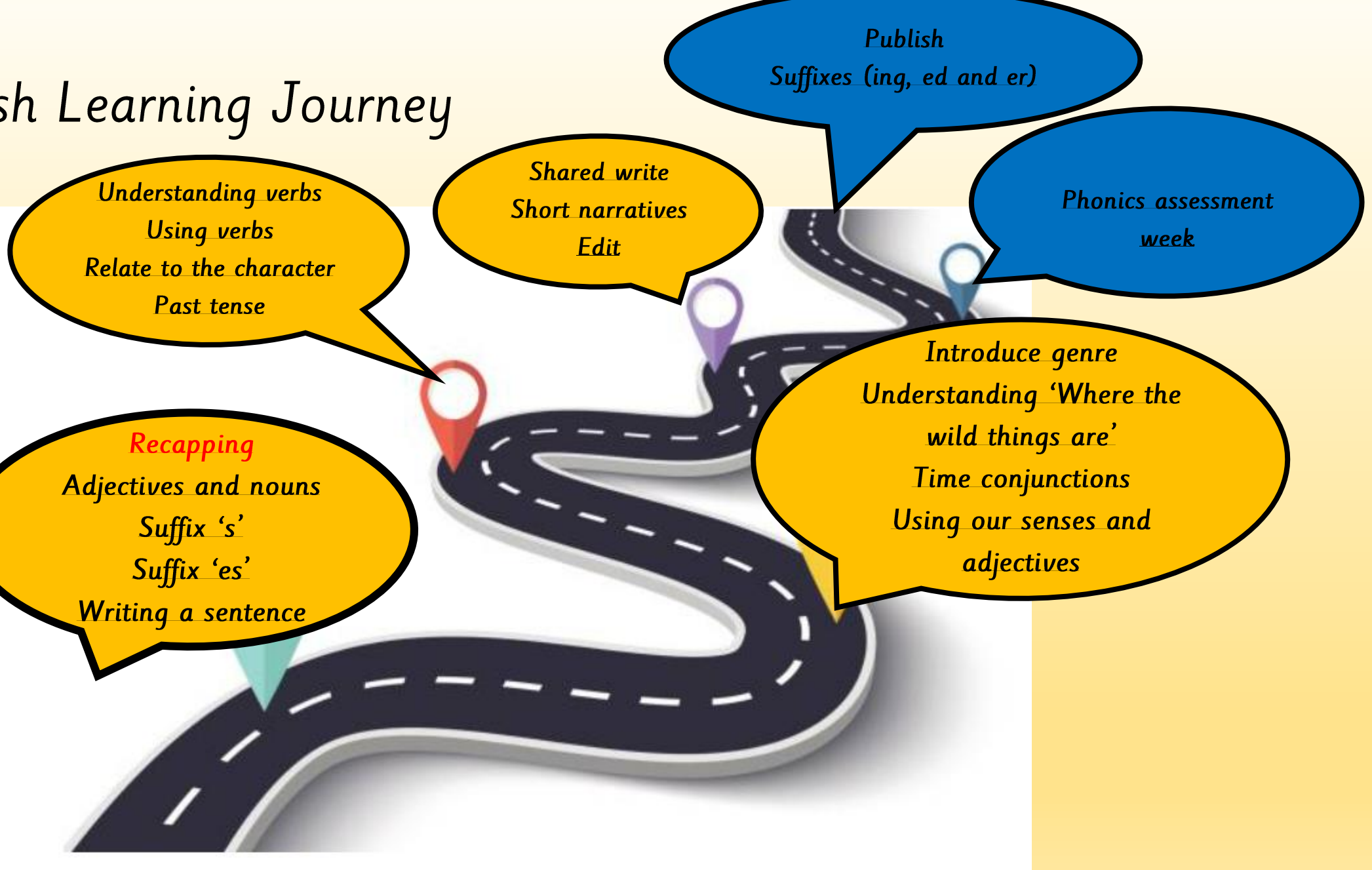
wild

Forest

Woodlands

Adjectives

Verbs





LQ: Can I publish my work?

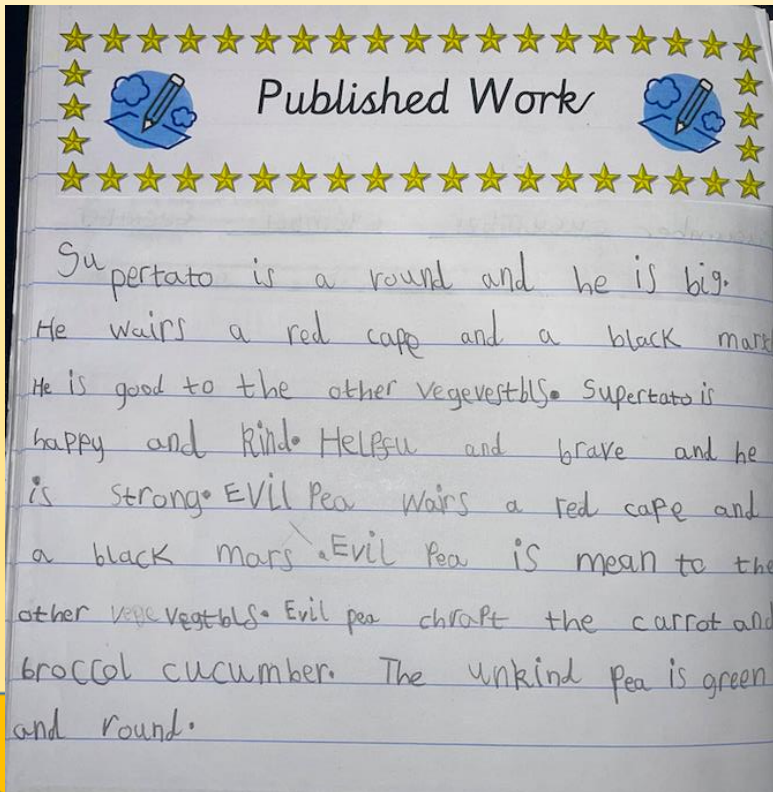


Steps to success


- *I can publish my work.*
- *I can re-write the correct sentences.*
- *I can improve my work.*

Star Words

publish



re-read



improve



Recap

What are the '**must haves**' to make a 'good' short narrative?

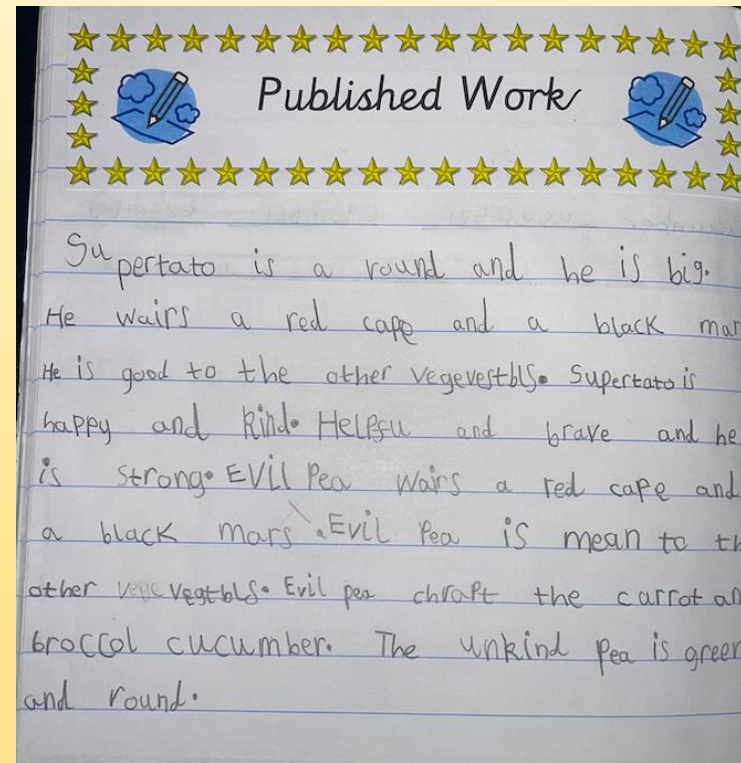
Writing Checklist

Writing/genre focus: Short Narrative

- Hearing
- Sight
- Taste
- Smell
- Touch
- Sequence
- Adjectives
- Verbs
- Time conjunctions

Today we are going to publish our work. This is our chance to improve our short narrative making sure we write the correct words, finger spaces, full stops, capital letters, writing on the line and including our must haves.

Improved piece of writing.



Self assessment

Do you how to write a short narrative?



Remember when re-writing our short narrative we must copy the **edited** and improved work.

CT to model

Task

We are going to publish our work. This is our chance to improve our short narrative making sure we write the edited words, finger spaces, capital letters, full stops, writing on the line and including our must haves.

Tuesday and Wednesday

Self assessment

Do you understand the task?



Wednesday 20th March 2024

Our English Learning Journey

Key vocabulary:

Adjectives and nouns

Suffix 's' and 'es'

Setting description

Mischief

Imagination

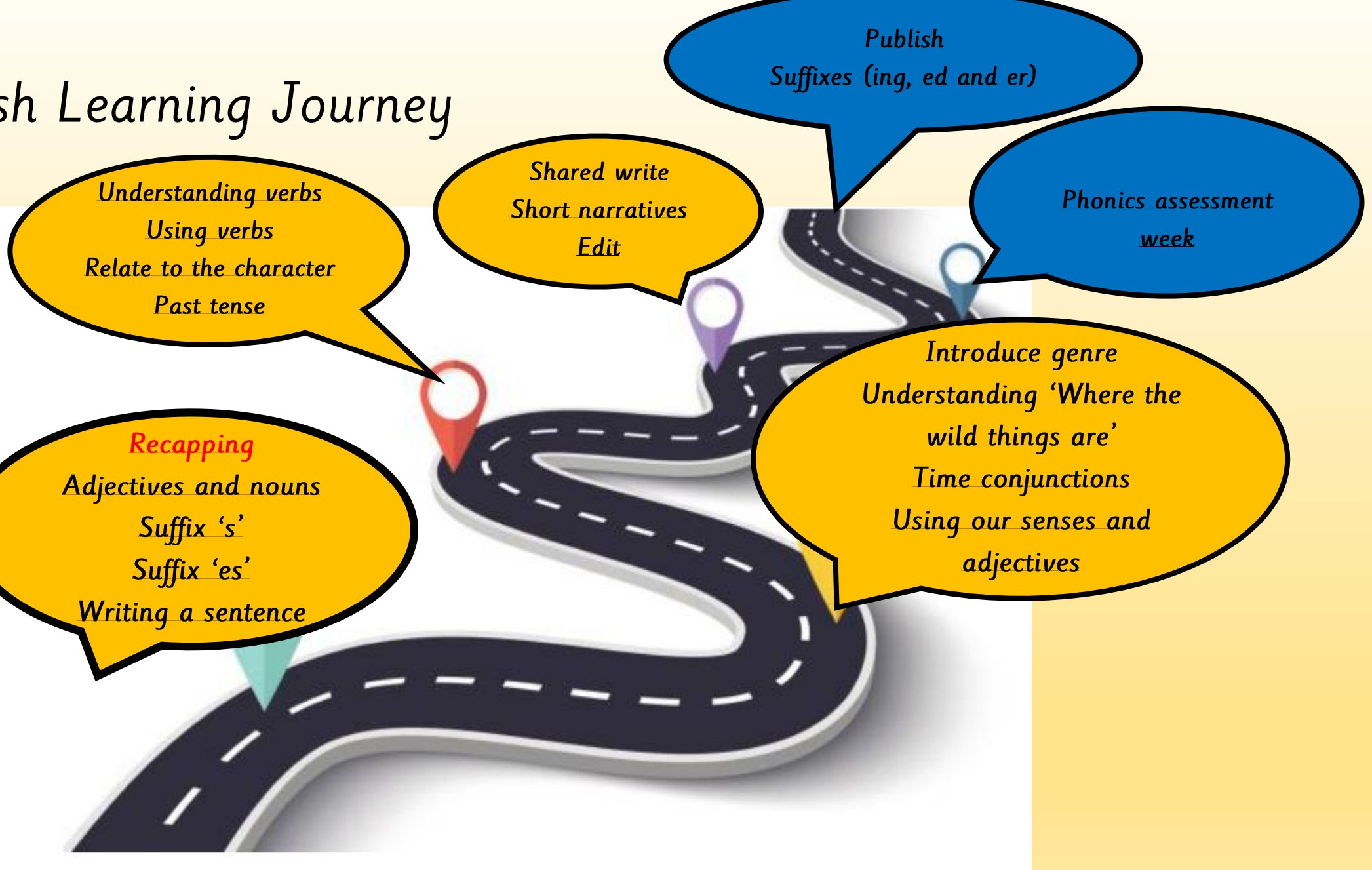
wild

Forest

Woodlands

Adjectives

Verbs





LQ: Can I publish my work?

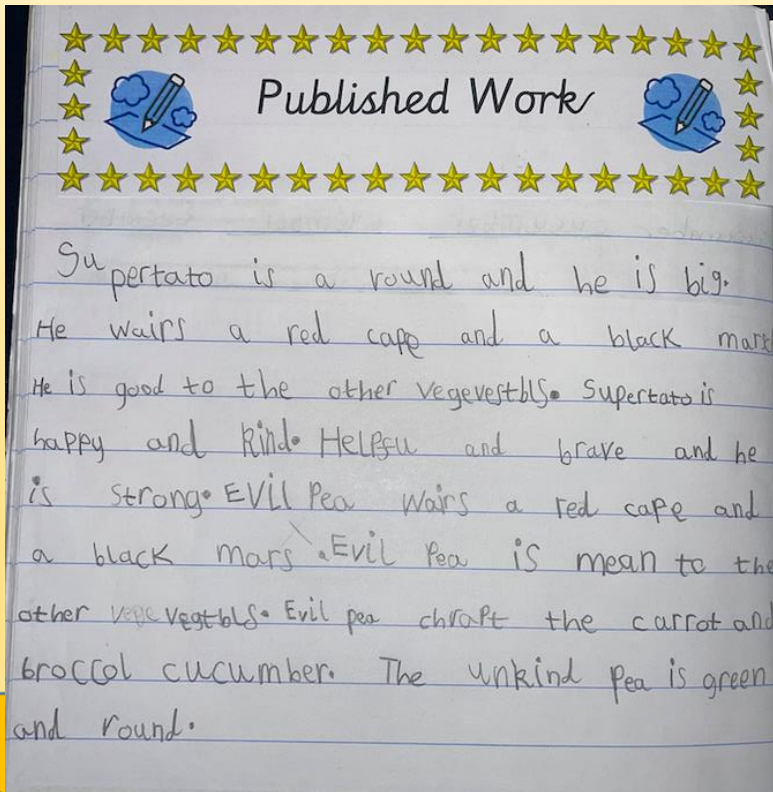


Steps to success


- *I can publish my work.*
- *I can re-write the correct sentences.*
- *I can improve my work.*

Star Words

publish



re-read



improve



Recap

What are the '**must haves**' to make a 'good' short narrative?

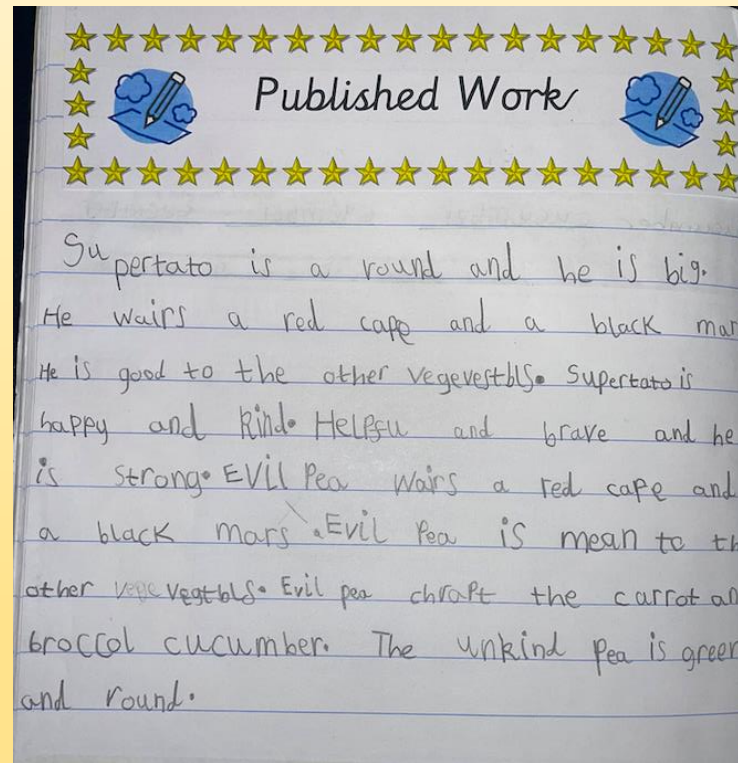
Writing Checklist

Writing/genre focus: Short Narrative

- Hearing
- Sight
- Taste
- Smell
- Touch
- Sequence
- Adjectives
- Verbs
- Time conjunctions

Today we are going to publish our work. This is our chance to improve our short narrative making sure we write the correct words, finger spaces, full stops, capital letters, writing on the line and including our must haves.

Improved piece of writing.



Self assessment

Do you how to write a short narrative?



Remember when re-writing our short narrative we must copy the **edited** and improved work.

CT to model

Task

We are going to finish publishing our work. This is our chance to improve our short narrative making sure we write the edited words, finger spaces, capital letters, full stops, writing on the line and including our must haves.

Tuesday and Wednesday

Self assessment

Do you understand the task?



Thursday 21st March 2024



LQ: Can I use suffixes?



Steps to success

- *I can use the suffixes er, ing and ed.*
- *I can write the new word.*
- *I can explain how the suffix changes the word.*

Star Words

suffix

root word

er

big + er	dig + er
fat + er	sad + er
hot + er	run + er
lock + er	print + er
fold + er	help + er
send + er	bump + er

ing

back**ing**
stick**ing**
stand**ing**
hunt**ing**
bank**ing**

ed

jump	jump ed	jump ed
tape	tap ed	tap ed
pop	pop ed	pop ed

Recap


Suffixes 's' and 'es'

<https://www.youtube.com/watch?v=ID1OaD4FBqM>

When do we add an
es to the root word?
Remember the rule!

ss s x

v ch sh z



Today we are going to
learn new suffixes.

ed

ing

er

https://www.youtube.com/watch?v=ibq_bWQDluQ



The Suffix 'ing'

The suffix '**ing**' is added to the end of **verbs** to show that something is happening in the **present (now)**, for example:

I kick the ball.

I am kicking the ball.



The Suffix 'ing'

Can you add 'ing' to these words and then write them in a sentence?

e.g. I am walking to the shops.

stick

pick

pour

sing

play

say

The Suffix 'ed'

The suffix 'ed' is added to the end of **verbs** to show that something has **already happened (past)**, for example:

We play in the sand.

We played in the sand.



The Suffix 'ed'

Can you add 'ed' to these words, then put them in a sentence?

Walk - I walk**ed** to the shops

lick

listen

watch

bang

kick

sprint

The Suffix 'er'

The suffix 'er' is added to the end of **adjectives** to **compare** two things, for example:

small

*The girl was **smaller**
than the boy.*



The Suffix 'er'

Can you add 'er' to these words and then write them in a sentence?

Loud - The children were louder than their teacher.

hard

quick

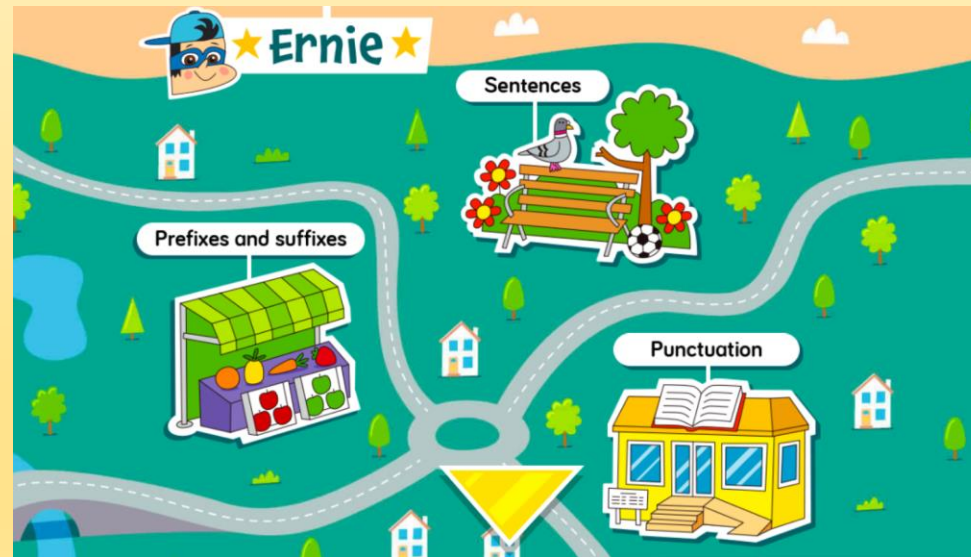
bright

dark

high

deep

Let's play a suffix game. Read the sentences and add the correct suffix to the root word.



Match the correct word to the suffix.

back

quick

fast

say

push

hunt

dark

slow

hard

CT to write the suffix at the end of each word.

Self Assessment

Do you understand how to use a suffix?



Task

Now let's complete root words by matching the correct suffix to the word in mixed groups. Remember to read the new word to make sure it makes sense.

Carousel so children get a chance to match each of the suffixes.

As a challenge, on whiteboards write words ending in 'ing', 'er' and 'ed'.

pull

fast

say

dark

push

pull

hunt

Self assessment

Do you understand the task?



Friday 22nd March 2023



LQ: Can I use suffixes?



Steps to success

- *I can use the suffixes er, ing and ed.*
- *I can write the new word.*
- *I can explain how the suffix changes the word.*

Star Words

suffix

root word

er

big + er	dig + er
fat + er	sad + er
hot + er	run + er
lock + er	print + er
fold + er	help + er
send + er	bump + er

ing

back**ing**
stick**ing**
stand**ing**
hunt**ing**
bank**ing**

ed

jump	jump ed	jump pp ed
tape	tap ed	tap pe ed
pop	pop ed	pop pp ed

What suffixes did we learn yesterday?

ed

ing

er

https://www.youtube.com/watch?v=ibq_bWQDluQ



Match the correct word to the correct suffix.

-ing	-ed	-er

fast

back

hand

dark

quick

say

hunt

hard

CT to write the suffix at the end of each word.

Root word



cry

ed

ing

er

If it is happening **now**, what **suffix** would it be?

Root word



mix

ing

ed

er

If it happened in the **past**, what **suffix** would it be?

Root word



say

ed

er

ing

If it happening **now**, what **suffix** would it be?

Root word



long

ing

ed

er

If you are **comparing** length, what **suffix** would it be?

Self Assessment

Do you understand how to use a suffix?



Task

Now lets use our word bank and re-write the word adding the suffix on at the end.
Remember to read the new word to make sure it makes sense.

-ing	-ed	-er

Self assessment

Do you understand the task?

