

18.03.2024

Monday 18th March 2024

***Lesson 20 (Strategies at the point of writing: using an
alphabetically-ordered word bank)***

Let's recap our learning!

Put these words in alphabetical order.

because

only

who

everybody

busy

improve

behind

people


Today you are going to write some silly sentences which includes a common exception word. Make sure you check your spellings against the word mats on your tables.

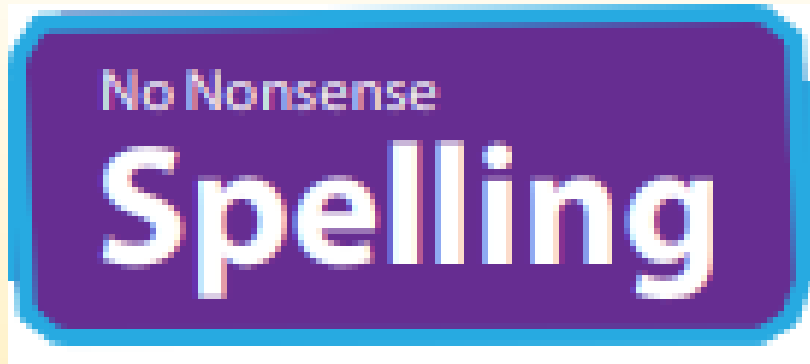
e.g. I am going to spray myself **gold** because I want to be shiny.



Self - Assessment:

Do you understand what to do?





19.03.2024

Tuesday 19th March 2024

Lesson 21 (Adding suffixes '-ful', '-less' and '-ly')

Let's recap our learning!

What is the difference between their, they're and there. Tell you TP and write a sentence in your journals.

their
there
they^are

What does –ful –less and –ly mean?

Be **careful** when you are carrying eggs!

The **playful** kitten batted the toy mouse.

I am **hopeful** that tomorrow it will be sunny for our trip.

It was **hopeless**! The rain poured down all day.

The trip started **badly** as the **careless** teacher lost all the packed lunches.

The children shouted **happily** when the teacher bought them all an ice cream.

Sometimes suffixes change a verb into an adjective.

e.g **play- playful**

Can you think of any more examples?


Or an adjective into an adverb

e.g **happy- happily**

Can you think of any more examples?

Self - Assessment:

Do you understand how to add the suffix –ful, -less and –ly to words?



When spelling these suffixes remember:

- single 'l' on '-ful' (unlike the whole word 'full').
- double 's' on '-ness'
- adding 'i' before '-ly' and '-ness' where words end in 'y' with a consonant before it,

e.g. **happily**

- when you add '-ly' to the '-ful' suffix, it has a double 'l', e.g. **hopefully**.

Add the words in **BOLD** to your spelling journals

Be **careful** when you are carrying eggs!

The **playful** kitten batted the toy mouse.

I am **hopeful** that tomorrow it will be sunny for our trip.


It was **hopeless**! The rain poured down all day.

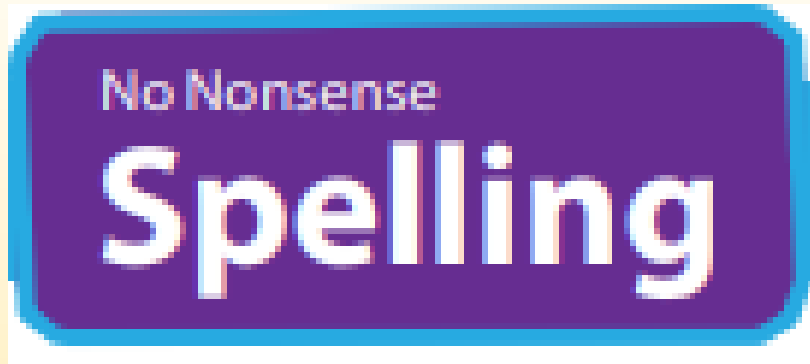
The trip started **badly** as the **careless** teacher lost all the packed lunches.

The children shouted **happily** when the teacher bought them all an ice cream.

Self - Assessment:

Do you understand what to do?





20.03.24

Wednesday 20th March 2024

Lesson 22 (Adding suffixes '-ful', '-less' and '-ly')

Recap

Which suffix is correct?

-nes

or

-ness

-ly

or

-le

-full

or

-ful

This is a word matrix.

On the left hand side we have some root words. And on the right we have suffixes. We will discuss which words are real and which aren’t.

<div>bad play hope care happy sad colour harm</div>	<div>-ful -less</div>	<div>-ly</div>
---	--------------------------------	----------------




Write each word in your spelling journal. Check whether each word is a real word or alien word

Put words in a sentence and discuss with your partner.

Lets discuss this one as a class: bad**ful** bad**less** bad**ly**

Self - Assessment:

Do you understand how to differentiate between real words and alien words when we add the suffixes –ful, -less and -ly?




Write each word in your spelling journal. Check whether each word is a real word or alien word.


Put words in a sentence and discuss with your partner.

Lets discuss this one as a class: *badful badless badly*

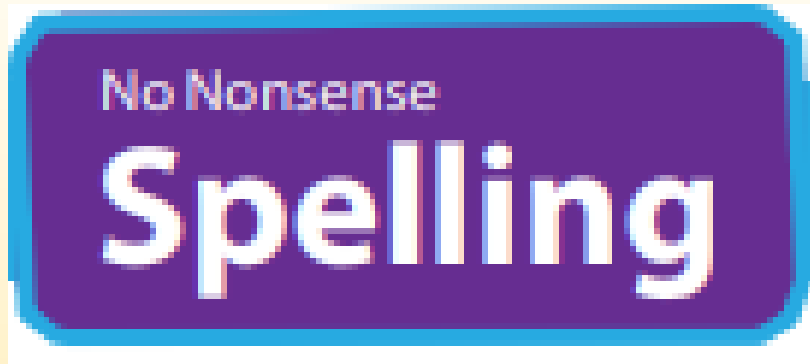
<div>bad play hope care happy sad colour harm</div>	<div>-ful -less</div>	<div>-ly</div>
---	--------------------------------	----------------

Self - Aseessment:
Do you understand what to do?









21.03.24

Thursday 21st March 2024

Lesson 23 (Adding suffixes '-ful', '-less' and '-ly')

Let’s recap our learning!

What is this called and how do we use it. Discuss with your TP.


<div>bad play hope care happy sad colour harm</div>	<div>-ful -less</div>	<div>-ly</div>
---	--------------------------------	----------------


Today you are going to use the real words you have created to write some sentences. Ensure that you use the correct punctuation. Use the matrix below to ensure the words are spelt correctly.


<div>bad play hope care happy sad colour harm</div>	<div>-ful -less</div>	<div>-ly</div>
---	--------------------------------	----------------

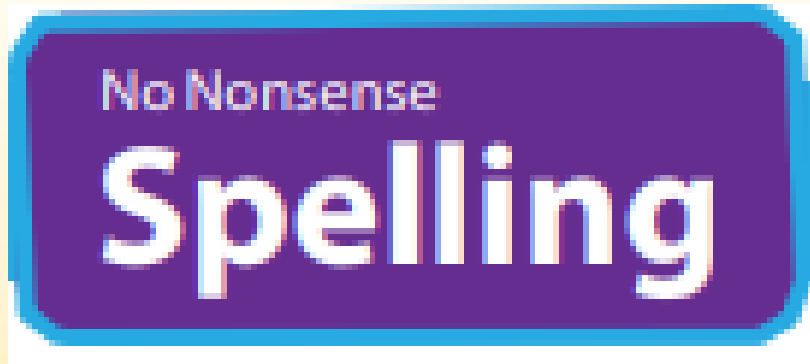
Self - Assessment:

Do you understand what to do?









22.03.24

Friday 22nd March 2024

***Lesson 24 and 25 (Strategies for learning
words from this half term)***

Let's recap our learning

Identify which sentences make sense


There was sadless all over the world when our beloved queen died.

Touching the fire is harmly to our skin.

The year 2 teachers are hopeful for this years SATS results.

He sadly stood by the wall at playtime.

With your partner use one of these strategies to help you spell these common exception words.



Look 
 Say 
 Cover 
 Write 
 Check 

Year 2 Common Exception Words

after	child	every	half	move	plant	whole
again	children	everybody	hold	Mr	poor	who
any	Christmas	eye	hour	Mrs	pretty	wild
bath	class	fast	improve	old	prove	would
beautiful	climb	father	kind	only	should	
because	clothes	find	last	parents	steak	
behind	could	floor	many	pass	sugar	
both	cold	gold	mind	past	sure	
break	door	grass	money	path	told	
busy	even	great	most	people	water	


Test your partner on some of the Common Exception words or words we have learnt in your journals.



Now we are going to have a class spelling test.

Self - Assessment:

Do you understand how to spell words?



Self - Assessment:

Do you understand what to do?

