

**22.04.24**

**Monday 22<sup>nd</sup> April 2024**

**Lesson 6 Adding endings '-ing', '-ed', '-er', '-est' to  
words ending in 'y'**

*Let's recap our learning!*

*Write down all the -el words you have learned last week.*

-ing	-ed	-er	-est

cry

copy

worry

happy

reply

funny

I'm going to choose one of these words and place under each heading. Look and see how the word is changed when I add the endings.

*What do you notice?*

The 'y' changes to 'i' apart from when '-ing' is added, otherwise there would be 'ii'

-ing	-ed	-er	-est

cry

copy

worry

happy

reply

funny

Let's try with another word.


Can you see that not all the words make sense.

Let's check by saying the word un a sentence.

Does it make sense?

Self - Assessment:

Do you understand how to add the different endings to words to make sense?



-ing	-ed	-er	-est

cry

copy

worry

happy


reply

funny

Put the correct spellings into your journal with the added endings.

Self - Assessment:

Do you know what to do?



No Nonsense

**Spelling**

**23.04.24**

***Tuesday 23<sup>rd</sup> April 2024***

***Lesson 7 Adding endings '-ing', '-ed', '-er', '-est' to  
words ending in 'y'***

## Let's recap our learning!

Discuss with your partner whether these words belong in each column.

<i>-ing</i>	<i>-ed</i>	<i>-er</i>	<i>-est</i>

*cry*

*copy*

*worry*

*happy*

*reply*

*funny*

Make as many words as possible using the matrix below.


copy	
worry	er
happy	est
cry	ed
reply	ing
funny	



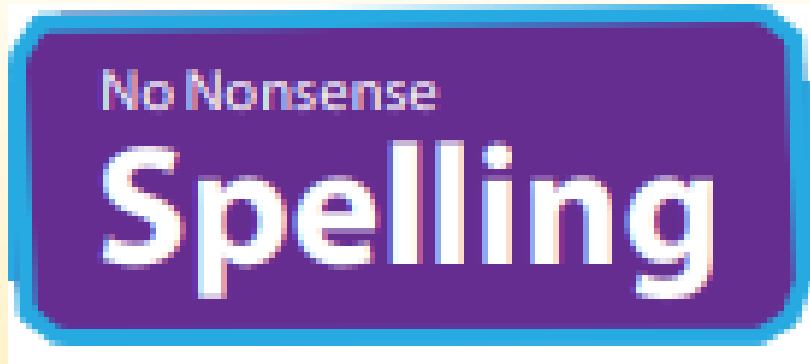
Have you changed the 'y' to 'i' apart from when adding '-ing'

Self - Assessment:

Do you know what to do?







***24.04.24***

***Wednesday 24<sup>th</sup> April 2024***

***Lesson 8 Adding endings '-ing', '-ed', '-er', '-est' to  
words ending in 'y'***

*Let's recap our learning!*

*Challenge your partner by saying a sentence but missing out the word that ends in y.  
Add -ing, -ed, -er or -est.*

*e.g.*

*Partner 1: I am \_\_\_\_\_ when I am riding my bike. **What is my word?***


*Partner 2: **Happiest.** I am happiest when riding my bike.*

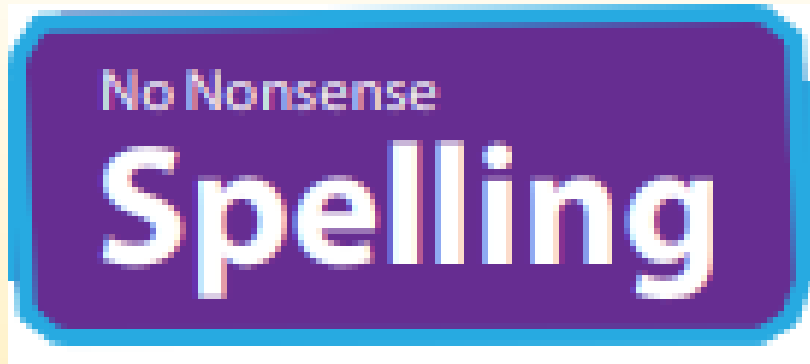
*Today I will call out a word and you write the word in your spelling journals.*

**er**  
**est**  
**ed**  
**ing**

*Self - Assessment:*

*Do you understand what to do'?*





***25.04.24***

***Thursday 25<sup>th</sup> April 2024***

***Lesson 9 -Strategies at the point of writing:  
using analogy (includes dictation)***

*Let's recap our learning!*

*Put these words into sentences.*

*Crying*

*Happiest*

*Replied*

*worried*


Sometimes when we don't know a word we can use other words to help us spell. This is called 'analogy'.

e.g. the word 'right'. You might be confusing it with the homophone write but because you know light is spelt with -igh. You use that to spell the word 'right'.

What other words can you make using the analogy with light?

Self - Assessment:

Do you understand what an analogy is?



Sound these words out, blend them and add sound buttons. I'm going to say 4 words that I want you to spell. Using one of the words below to help you.

light


ground

stick

late

Self - Assessment:


Do you understand what to do?



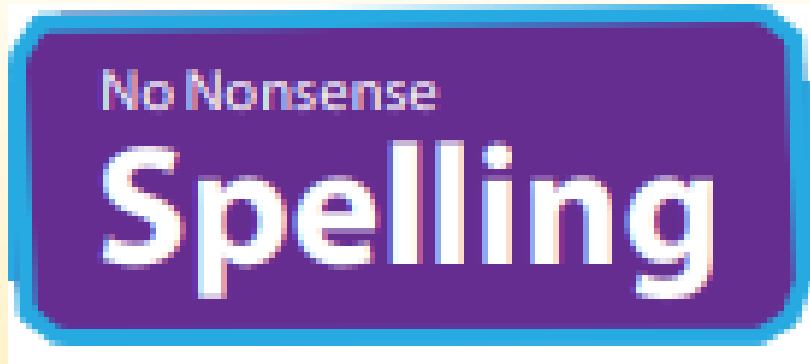
*Now I'm going to read a few sentences. I want you to copy the sentence I say down in your spelling journals.*

*Self - Assessment:*

*Do you understand what to do?*







**26.04.24**

***Friday 26<sup>th</sup> April 2024***

*Friday- Lesson 10 strategies for learning words*

Let's recap our learning

*Tell your partner what an analogy is.*

*Give an example.*

Today you are going to work in pairs testing words you have already learnt to spell using a strategy that has been taught.

e.g.

- Rainbow write
- Chunking
- Clapping
- Writing on partners back/flour/play dough/ hand
- Common exception word mat
- Grow the code chart

Do you remember any other strategies?

Self - Assessment:

Do you remember the strategies we have already learnt?



Self - Assessment:

Do you understand what to do?

