

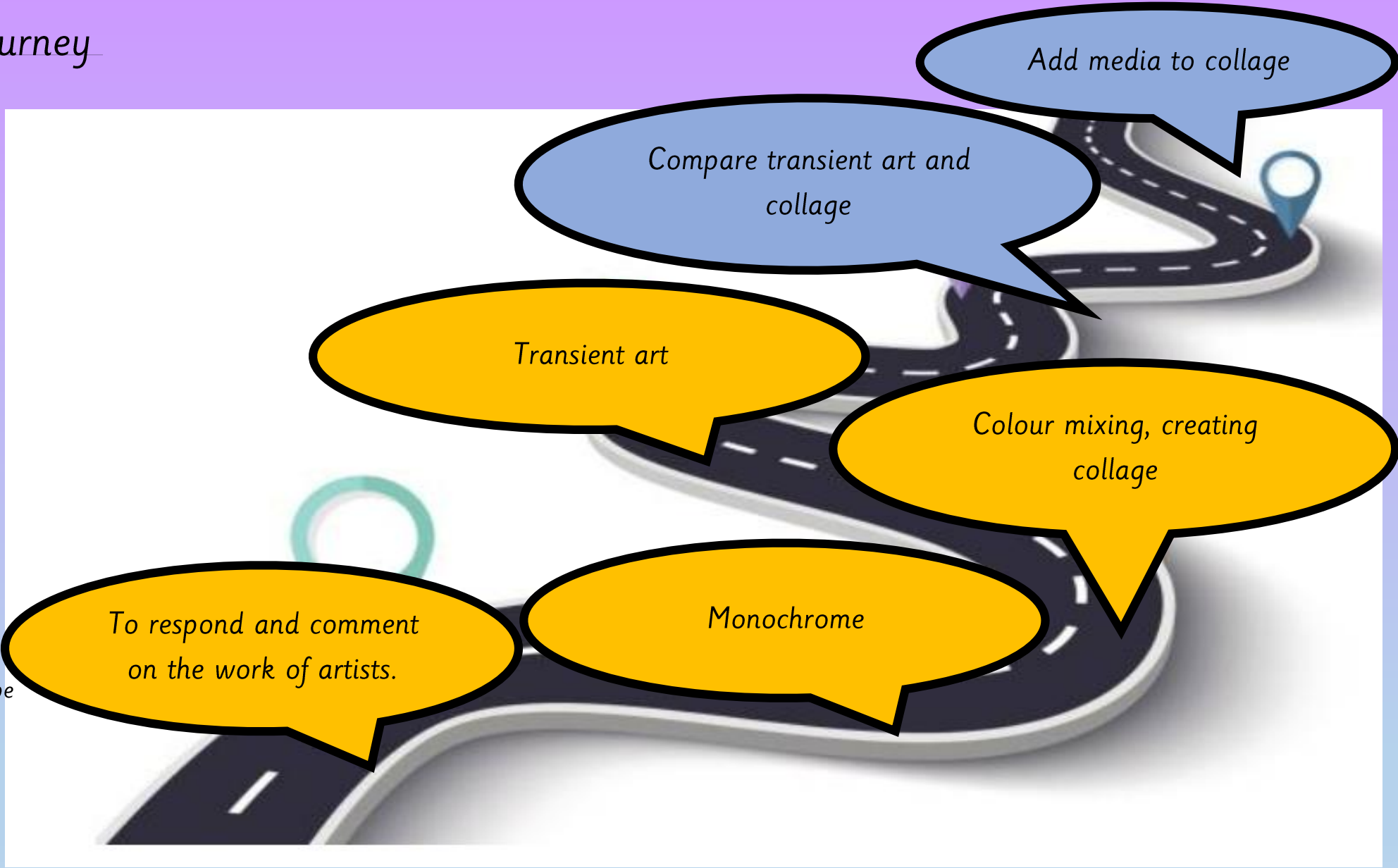


Week 4

Our Art Learning Journey

Key Vocabulary

- Bright
- Tone
- Cold colours
- Transient
- Collage
- Cut
- Moveable
- Permanent
- Dark
- Light
- Primary colours
- Secondary
- Shade, lines, circles, spirals, shape
- Materials





LQ: Can I create work that is temporary inspired by buildings?

Steps to success



All: I can create transient art with support

Most: I can select materials then use them create a temporary artwork based on the buildings that I have seen.

Some: I can create art linked to buildings that I have seen then explain transient art is.



Star words



collage



permanent

moving

natural




temporary



transient



materials




Recap

What artists have we been focusing on?

What have they been inspired to draw and paint?

TP: Images of _____.

Vincent Van Gogh



Laurence Stephen Lowry



Andy Goldsworthy and Richard Shilling are famous nature artists, who make arrangements with natural materials

What do you like about these artists' work?

Andy Goldsworthy



Richard Shilling



This week we are focusing on **transient art**. Transient art is the use of loose parts or natural objects to make art that is 'moveable' and not permanent. Transient art can be changed overtime and continuously developed.



Self assessment
Do you understand what transient art is?
👍 👎 👏

Task 1

We are going to collect natural materials and create transient art work. Remember transient art is movable to create collage then see if you can improve.



Take group photos

Self assessment

Do you understand the task?



However, in comparison, collage artists spend time arranging the materials and trying out different ideas, before **sticking** them onto a surface.

The main difference is a **collage** is **stuck down** and **transient art** is **movable**.



Self assessment

Do you understand what collage is?



Task 2


We are going to create a collage using various materials, cutting and sticking resources on paper so it is permanent.



Take group photos

Self assessment

Do you understand the task?



Photos page CT to create a blurb of transient art and collage on the blurb—display a selection of child voice with photo page on learning wall.