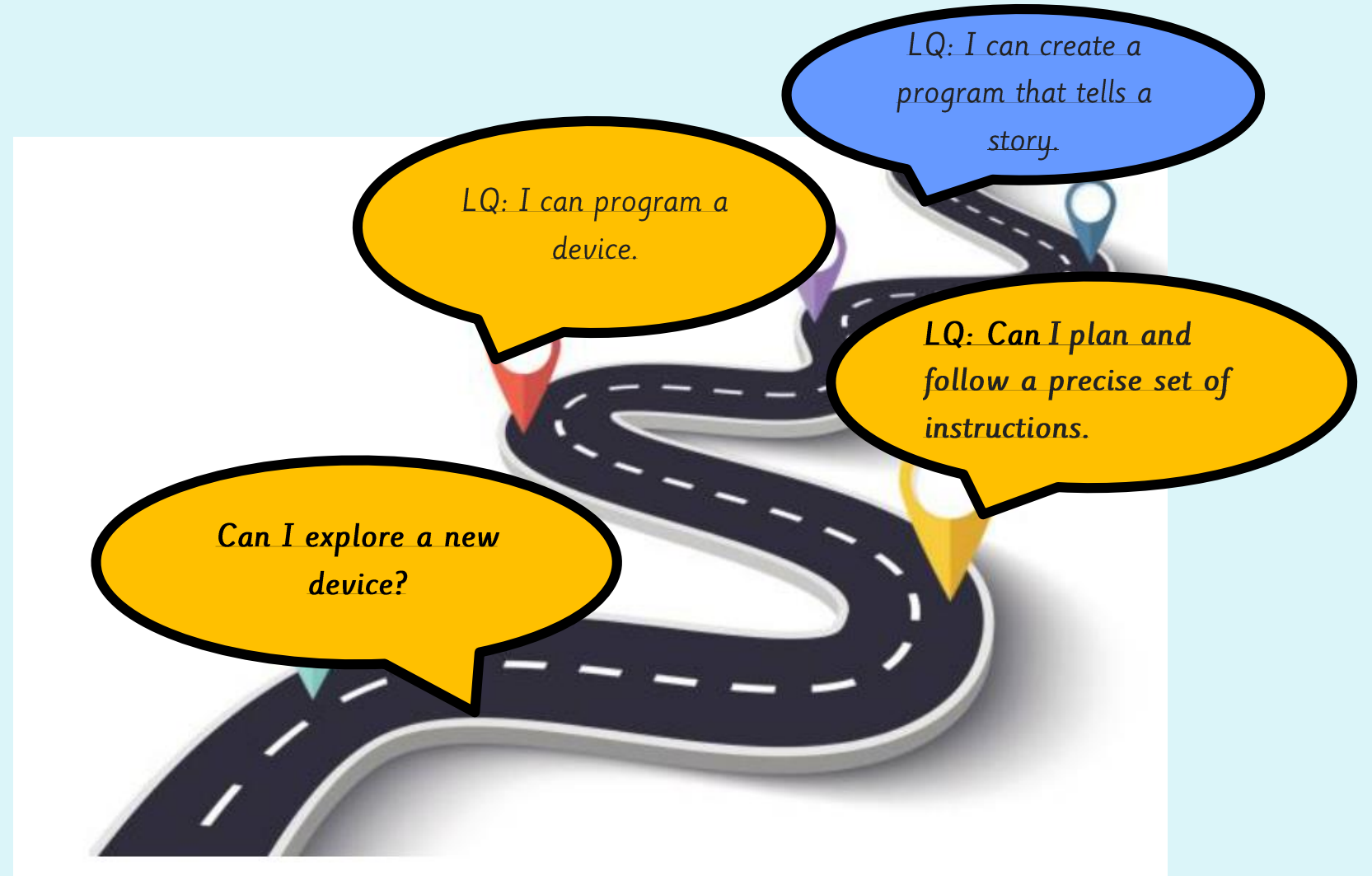


Our Computing Learning Journey – Bee-bot

Key vocabulary:

directions, order, command, instructions,
computer,



Computing



Week 5

STAR WORDS



Program

Bee-Bot





LQ: Can program a device.

Steps to Success

I can personalise my Bee-Bot world.

I can consider how the Bee-Bot can move from one place to another.

I can plan a Bee-Bot route.

I can program a Bee-Bot to follow my planned route.






Agree or disagree?

‘The most important button on a Bee-Bot is the clear (x) button.’


This is a Bee-Bot world map.



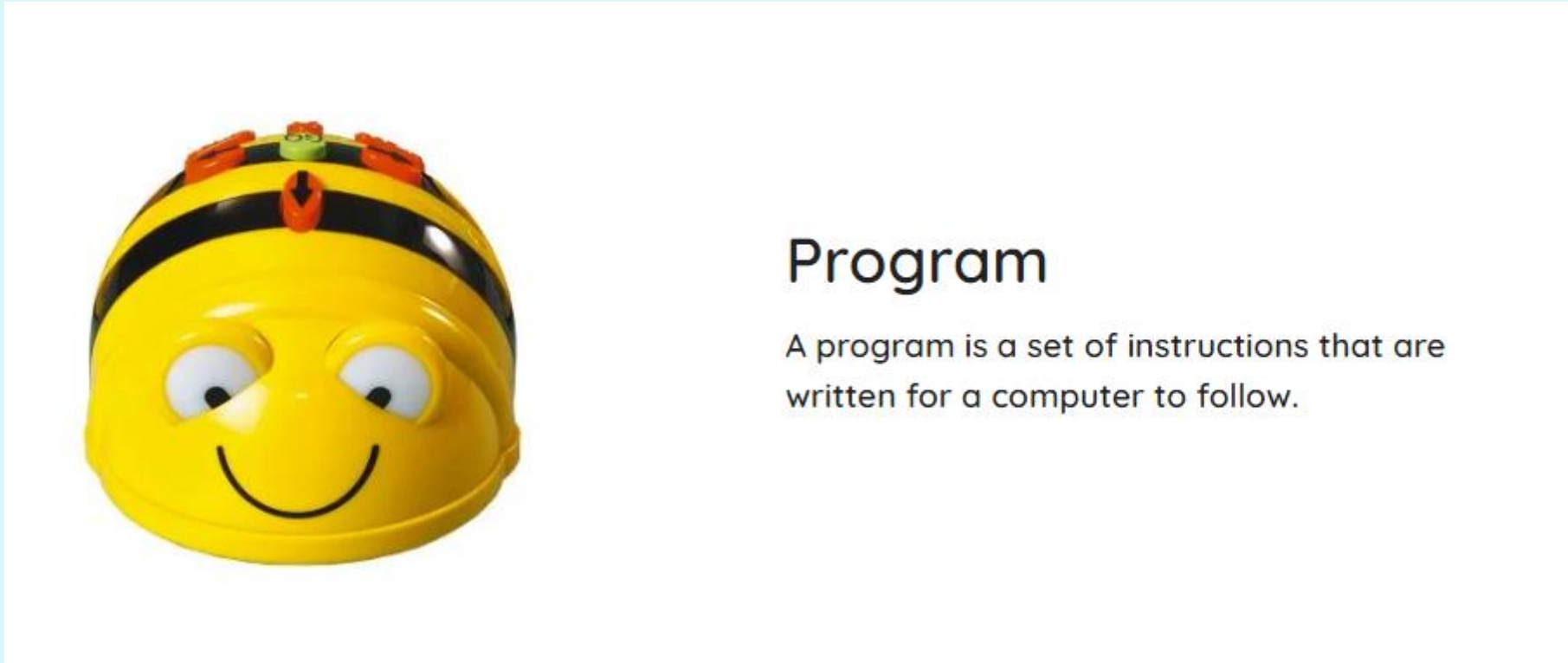
The Bee-Bot needs a world to explore.

Can you make your own Bee-Bot world map?

TPs- What will you put on your map?



When the Bee-Bot moves around its world map it moves one square at a time.



Program

A program is a set of instructions that are written for a computer to follow.

When the Bee-Bot moves around its world map it moves one square at a time.

As a class we are going to sit on a carpet and I am going to program the Bee-Bot to reach a place on the world map.

Within your group discuss where you would like your Bee-Bot to go and think about the steps that you are going to use to program it.

Then give it a go!

Self assessment

Do you understand the task ?

