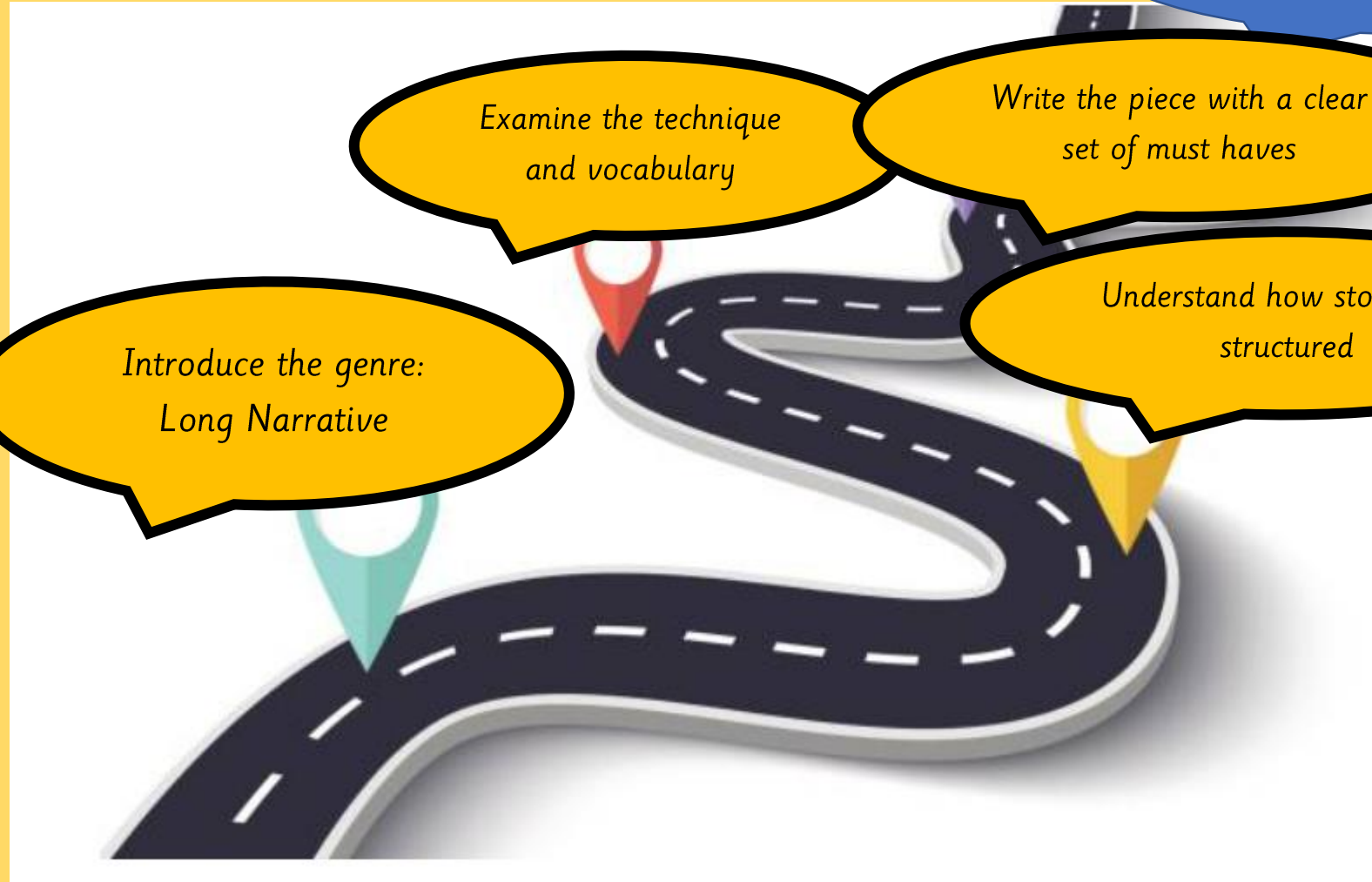


Our English Learning Journey



Key vocabulary:

Senses
Adjectives
adverbs
commas
conjunctions
nouns
verbs,
past tense
present tense
suffixes
prefixes
narrative
comprehension

Let's warm up our brains!

heroic

Do you know what this word means?

Like a hero, to be courageous and brave in your action or behaviour.



Sentence

Synonyms

Jumping into the pool to save the bird was very heroic.

fearless

bold

brave

TP- Can you use it in a sentence?

Monday 13th May 2024

LQ: Can I write a long narrative?



LQ: Can I write a long narrative?

Steps to Success



I can use my bullet points to write full sentences.

I can listen to ideas.

I can share ideas.



LQ- Can I write a long narrative?

Monday 13th May 2024

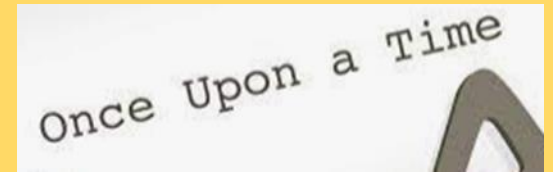
STAR WORDS



plan



beginning



story



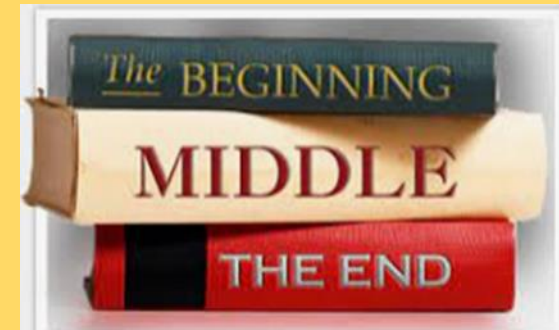
end



middle



character



What are the features needed for a well structured story?

Somebody Tries - (this is where the author introduces the character and there is a character description).

To get what they want – (the author explains what the character wants/ is longing for).

Oh no! What's in the way – (this author explains the problem the character has).

Rescued Now, what happens next – (the author explains how the character's problem was solved).

You'll have to see, hooray! (the author gives a happy or cliff hanger ending).

LQ- Can I write a long narrative?


<i>Somebody Tries</i>	<i>To get what they want</i>	<i>Oh no! What's in the way</i>	<i>Rescued now! What happens next</i>	<i>You'll have to see Hooray</i>
-----------------------	------------------------------	---------------------------------	---------------------------------------	----------------------------------

Here is our long narrative plan: Each section is about something different;

- Character description**
- Character wants**
- Character problem**
- Solved problem**
- Happy ending/cliff hanger**


This week we will be using our completed plan to write each section of our story.
let's have a recap of each section

LQ- Can I write a long narrative?

<i>Somebody Tries</i>	<i>To get what they want</i> 	<i>Oh no! What's in the way</i>	<i>Rescued now! What happens next</i>	<i>You'll have to see Hooray</i>
-----------------------	--	---------------------------------	---------------------------------------	----------------------------------

This is where you write what your character wants or is longing for.
TPs- What does your character want?
Why?
Here I'm going to draw my character wants
Here I'm going to write bullet points of key words, expanded noun phrases, verbs and similes to describe it

LQ- Can I write a long narrative?

<i>Somebody Tries</i>	<i>To get what they want</i>	<i>Oh no! What's in the way</i>	<i>Rescued now! What happens next</i>	<i>You'll have to see Hooray</i>
				

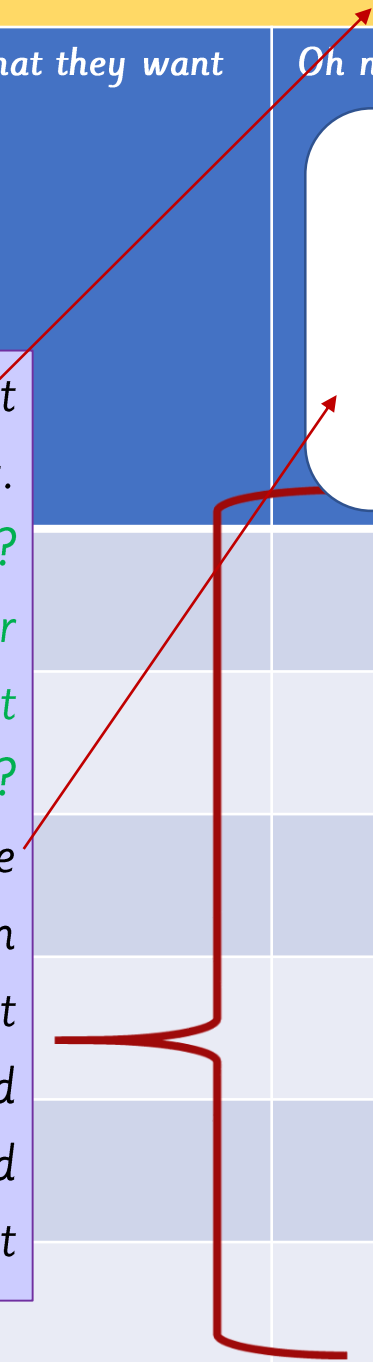
This is where you write what your characters problem is.

TPs- What is in the way?

What is stopping your character from getting what they want?

Here I'm going to draw the problem

Here I'm going to write bullet points of key words, expanded noun phrases, verbs and similes to describe it



LQ- Can I write a long narrative?

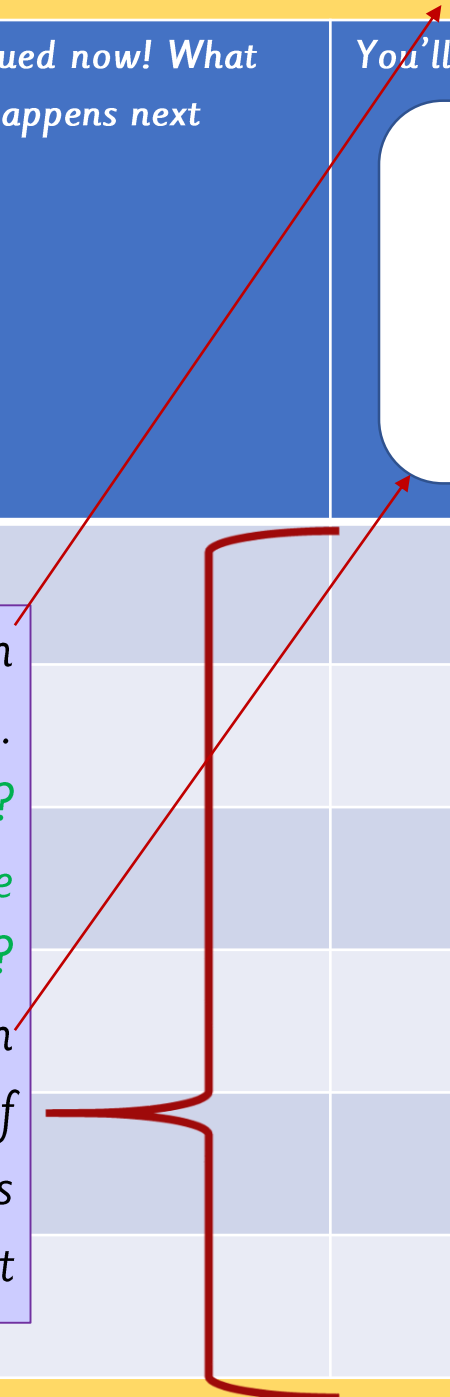
<i>Somebody Tries</i>	<i>To get what they want</i>	<i>Oh no! What's in the way</i>	<i>Rescued now! What happens next</i>	<i>You'll have to see Hooray</i> 
-----------------------	------------------------------	---------------------------------	---------------------------------------	---

This is where you write what will happen at the end of the story.

TPs- How is your story going to end? Is it going to be a cliff hanger (leaving the reader wanting more) or a happy ending?

Here I'm going to draw the problem

Here I'm going to write bullet points of key words, expanded noun phrases, verbs and similes to describe it



<p>Somebody Tries</p> <p>Character description</p>	<p>To get what they want</p>	<p>Oh no! What's in the way</p>	<p>Rescued now! What happens next</p>	<p>You'll have to see Hooray</p>

Today we will be focusing on writing our **character description only**.
This is where you introduce your character and write your character description
TPs – Who is your character?
What is their name?
Are they a boy or a girl or an animal?
How do they look?
What is their personality like?

let's look at our completed plan on our Working Wall.



LQ- Can I write a long narrative?

Monday 13th May 2024

SHARED WRITE

Use Working Wall to write shared write.

Task

Write your Character Description. Remember your sentences need to be detailed and create a picture in the readers mind.

Have you included enough appropriate adjectives and noun phrases?


Have you used a simile?

Can you use verbs and adverbs to add additional information about your character?

Have you described their personality as well as looks?

Self - Assessment:

Do you understand what to do?



Tuesday 14th May 2024

LQ: Can I write a long narrative?

Tuesday 14th May 2024



LQ: Can I write a long narrative?

Steps to Success









I can use my bullet points to write full sentences.

I can edit my work..

I can listen and share ideas.

Before we start our lesson, let's respond to marking.

Recap learning

	A triangle on top of letter means: Change to a capital letters
	A circle means: add missing punctuation.
	Underline of a sound in a word means: incorrect sound
	highlight of a word means: Incorrect spelling
	An omission means: missing word(s)
	Add sound buttons/ dots and dashes if a pupil needs support writing a previously taught decodable word

Ensure you have used capital letters in the correct places

- Beginning of a sentence
- For a name

Have you used the correct punctuation?
(, . " " ? !)

Does the sentence make sense?

Does it read right?

Have you used the correct tense?

Have you used adjectives/ noun phrases?

Verbs and adverbs?

Conjunctions

Are the words you have used appropriate?

Tuesday 14th May 2024

LQ- Can I write a long narrative?

Recap learning

What are the features needed for a well structured story?

Somebody Tries - (this is where the author introduces the character and there is a character description).

To get what they want – (the author explains what the character wants/ is longing for).

Oh no! What's in the way – (this author explains the problem the character has).

Rescued Now, what happens next – (the author explains how the character's problem was solved).

You'll have to see, hooray! (the author gives a happy or cliff hanger ending).

LQ- Can I write a long narrative?

<i>Somebody Tries</i>	<i>To get what they want</i>	<i>Oh no! What's in the way</i>	<i>Rescued now! What happens next</i>	<i>You'll have to see Hooray</i>
-----------------------	------------------------------	---------------------------------	---------------------------------------	----------------------------------

Here is our long narrative plan: Each section is about something different

- Character description**
- Character wants**
- Character problem**
- Solved problem**
- Happy ending/cliff hanger**

This week we will be using our completed plan to write each section of our story.
let's have a recap of each section

<p><i>Somebody Tries</i></p> <p>Character description</p>	<p><i>To get what they want</i></p>	<p><i>Oh no! What's in the way</i></p>	<p><i>Rescued now! What happens next</i></p>	<p><i>You'll have to see Hooray</i></p>

*Recap- Yesterday we focused on writing our **character description only.***

This is where you introduce your character and write your character description

Let's look at our completed character description on our Shared Write on the Working Wall.

Today we will be focusing on writing what our character wants or is longing for. But before we start writing our new section, we need to make sure we structure our story correctly using.....

PARAGRAPHS!

TPs- What is a paragraph?



A paragraph is a collection of sentences.

*Paragraphs are used in writing to **introduce new sections** of a story, characters or pieces of information.*

*Paragraphs help readers to enjoy what has been written because they **break text up** into easy-to-read sections.*

How many paragraphs should we have?

LQ- Can I write a long narrative?

<i>Somebody Tries</i>	<i>To get what they want</i> What the character wants.	<i>Oh no! What's in the way</i>	<i>Rescued now! What happens next</i>	<i>You'll have to see Hooray</i>
-----------------------	--	---------------------------------	---------------------------------------	----------------------------------

Today we will be focusing on writing what your character wants or is longing for.
TPs- What does your character want?
Why?
let's look at our completed plan on our Working Wall.



LQ- Can I write a long narrative?

Tuesday 14th May 2024

SHARED WRITE

Use Working Wall to write shared write.

Task

Write what your Character wants. Remember your sentences need to be detailed and create a picture in the readers mind.

Have you started a new paragraph?

Have you included enough appropriate adjectives and noun phrases?

Have you used a simile?

Can you use verbs and adverbs to add additional information about your character?

Have you explained what the character wants? Or what they are hoping/longing for?

Why do they want it?

Self - Assessment:

Do you understand what to do?



Wednesday 15th May 2024

LQ: Can I write a long narrative?



LQ: Can I write a long narrative?

Steps to Success









I can use my bullet points to write full sentences.

I can edit my work.

I can listen and share ideas.

Before we start our lesson, let's respond to marking.

	A triangle on top of letter means: Change to a capital letters
	A circle means: add missing punctuation.
	Underline of a sound in a word means: incorrect sound
	highlight of a word means: Incorrect spelling
	An omission means: missing word(s)
	Add sound buttons/ dots and dashes if a pupil needs support writing a previously taught decodable word

Ensure you have used capital letters in the correct places

- Beginning of a sentence
- For a name

Have you used the correct punctuation?
(, . “ ” ? !)

Does the sentence make sense?

Does it read right?

Have you used the correct tense?

Have you used adjectives/ noun phrases?

Verbs and adverbs?

Conjunctions

Are the words you have used appropriate?

LQ- Can I write a long narrative?

What are the features needed for a well structured story?^{Recap learning}

Somebody Tries - (this is where the author introduces the character and there is a character description).

To get what they want – (the author explains what the character wants/ is longing for).

Oh no! What's in the way – (this author explains the problem the character has).

Rescued Now, what happens next – (the author explains how the character's problem was solved).

You'll have to see, hooray! (the author gives a happy or cliff hanger ending).

LQ- Can I write a long narrative?

<i>Somebody Tries</i>	<i>To get what they want</i>	<i>Oh no! What's in the way</i>	<i>Rescued now! What happens next</i>	<i>You'll have to see Hooray</i>
-----------------------	------------------------------	---------------------------------	---------------------------------------	----------------------------------

Here is our long narrative plan: Each section is about something different

- Character description**
- Character wants**
- Character problem**
- Solved problem**
- Happy ending/cliff hanger**

This week we will be using our completed plan to write each section of our story.
let's have a recap of each section

LQ- Can I write a long narrative?

<i>Somebody Tries</i>	<i>To get what they want</i> What the character wants	<i>Oh no! What's in the way</i>	<i>Rescued now! What happens next</i>	<i>You'll have to see Hooray</i>
-----------------------	---	---------------------------------	---------------------------------------	----------------------------------

Yesterday we was focusing on writing what our character wants or is longing for.
TPs- What does your character want?
Why?
let's look at our completed plan on our shared write on the working wall

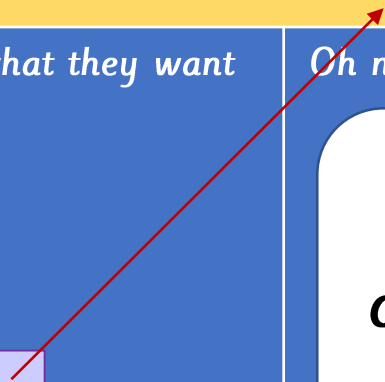
LQ- Can I write a long narrative?

<i>Somebody Tries</i>	<i>To get what they want</i>	<i>Oh no! What's in the way</i>	<i>Rescued now! What happens next</i>	<i>You'll have to see Hooray</i>
		The characters problem.		

Today we will be focusing on what your characters problem is.

*TPs- What is in the way?
What is stopping your character from getting what they want?*

let's look at our completed plan on the working wall





LQ- Can I write a long narrative?

Wednesday 15th May 2024

SHARED WRITE

Use Working Wall to write shared write.

TPs- When we write a new section what do we need to do?

Task

Write your Character problem. Remember your sentences need to be detailed and create a picture in the readers mind. Make sure new section is a new paragraph.

Have you started a new paragraph?

Have you included enough appropriate adjectives and noun phrases?

Have you used a simile?

Can you use verbs and adverbs to add additional information about your characters problem?

Have you explained what the problem is?

Have you explained what is in the characters way? or what is stopping the from getting what they want?

Self - Assessment:

Do you understand what to do?



Thursday 16th May 2024

LQ: Can I write a long narrative?

Thursday 16th May 2024



LQ: Can I write a long narrative?

Steps to Success



I can use my bullet points to write full sentences.







I can edit my work.

I can listen and share ideas.

LQ- Can I write a long narrative?

Before we start our lesson, let's respond to marking.

Recap learning

	A triangle on top of letter means: Change to a capital letters
	A circle means: add missing punctuation.
	Underline of a sound in a word means: incorrect sound
	highlight of a word means: Incorrect spelling
	An omission means: missing word(s)
	Add sound buttons/ dots and dashes if a pupil needs support writing a previously taught decodable word

Ensure you have used capital letters in the correct places

- Beginning of a sentence
- For a name

Have you used the correct punctuation?
(, . “ ” ? !)

Does the sentence make sense?

Does it read right?

Have you used the correct tense?

Have you used adjectives/ noun phrases?

Verbs and adverbs?

Conjunctions

Are the words you have used appropriate?

LQ- Can I write a long narrative?

Recap learning

What are the features needed for a well structured story?

Somebody Tries - (this is where the author introduces the character and there is a character description).

To get what they want – (the author explains what the character wants/ is longing for).

Oh no! What's in the way – (this author explains the problem the character has).

Rescued Now, what happens next – (the author explains how the character's problem was solved).

You'll have to see, hooray! (the author gives a happy or cliff hanger ending).

LQ- Can I write a long narrative?

<i>Somebody Tries</i>	<i>To get what they want</i>	<i>Oh no! What's in the way</i>	<i>Rescued now! What happens next</i>	<i>You'll have to see Hooray</i>
-----------------------	------------------------------	---------------------------------	---------------------------------------	----------------------------------

Here is our long narrative plan: Each section is about something different

- Character description**
- Character wants**
- Character problem**
- Solved problem**
- Happy ending/cliff hanger**

This week we will be using our completed plan to write each section of our story.
let's have a recap of each section

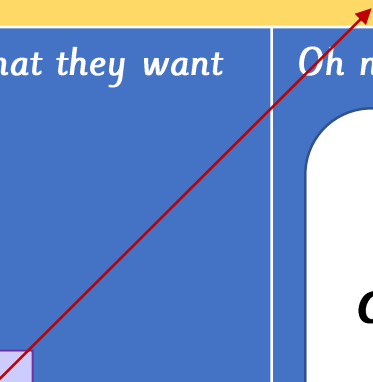
LQ- Can I write a long narrative?

<i>Somebody Tries</i>	<i>To get what they want</i>	<i>Oh no! What's in the way</i>	<i>Rescued now! What happens next</i>	<i>You'll have to see Hooray</i>
		The characters problem		

Yesterday we was focusing on writing what your characters problem is.

*TPs- What is in the way?
What is stopping your character from getting what they want?*

let's look at our shared write on our working wall





LQ- Can I write a long narrative?

Thursday 16th May 2024

SHARED WRITE

Use Working Wall to write shared write.

Task

Write your solved problem. Remember your sentences need to be detailed and create a picture in the readers mind. Make sure new section is a new paragraph

Have you started a new paragraph?

Have you included enough appropriate adjectives and noun phrases?

Have you used a simile?

Can you use verbs and adverbs to add additional information about the solution to the problem?


Have you explained what the solution is?

Have you described what the character is going to do?

Is anyone going to help?

Self - Assessment:

Do you understand what to do?



Friday 17th May 2024

LQ: Can I write a long narrative?



LQ: Can I write a long narrative?

Steps to Success



I can use my bullet points to write full sentences.

I can edit my work.

I can listen and share ideas.



LQ- Can I write a long narrative?

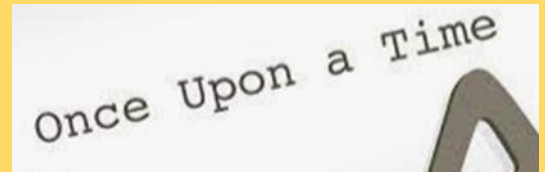
STAR WORDS



plan



beginning



story



end



middle



George the Giant Tortoise

George was eight years old when he was called 'George' and he had a very long neck. Although he was a tortoise, he was a very fast runner and he was very strong.

One day he was walking in the park and he saw a very big tree. He went to the tree and he saw a very big hole in the ground. He went to the hole and he saw a very big snake. He was very scared and he ran away.

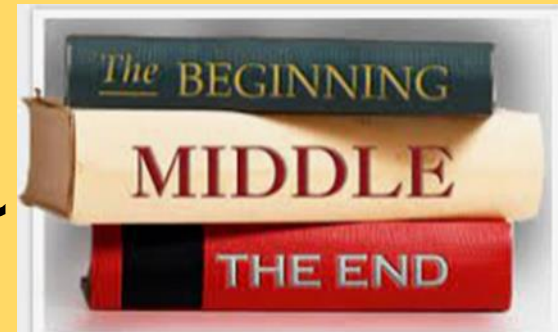
George thought that he was the best tortoise in the world. He was very fast and he was very strong. He was very happy and he was very proud of himself. He was very smart and he was very kind. He was very brave and he was very honest. He was very good and he was very nice. He was very helpful and he was very generous. He was very kind and he was very loving. He was very caring and he was very understanding. He was very patient and he was very forgiving. He was very tolerant and he was very accepting. He was very open and he was very honest. He was very sincere and he was very genuine. He was very real and he was very true. He was very honest and he was very straightforward. He was very simple and he was very plain. He was very basic and he was very fundamental. He was very essential and he was very important. He was very significant and he was very meaningful. He was very valuable and he was very precious. He was very rare and he was very unique. He was very special and he was very extraordinary. He was very amazing and he was very wonderful. He was very great and he was very fantastic. He was very excellent and he was very superb. He was very outstanding and he was very remarkable. He was very impressive and he was very impressive. He was very impressive and he was very impressive.

As a writer, you should always use the first paragraph to introduce your story. The second paragraph should be the beginning of the story. The third paragraph should be the middle of the story. The fourth paragraph should be the end of the story. The fifth paragraph should be the conclusion of the story.

And finally, remember to always use the first paragraph to introduce your story. The second paragraph should be the beginning of the story. The third paragraph should be the middle of the story. The fourth paragraph should be the end of the story. The fifth paragraph should be the conclusion of the story.

- First Paragraph
- Second Paragraph
- Third Paragraph
- Fourth Paragraph
- Fifth Paragraph







paragraph



LQ- Can I write a long narrative?

Recap learning

Before we start our lesson, let's respond to marking.

	A triangle on top of letter means: Change to a capital letters
	A circle means: add missing punctuation.
	Underline of a sound in a word means: incorrect sound
	highlight of a word means: Incorrect spelling
	An omission means: missing word(s)
	Add sound buttons/ dots and dashes if a pupil needs support writing a previously taught decodable word

Ensure you have used capital letters in the correct places

- Beginning of a sentence
- For a name

Have you used the correct punctuation?
(, . " " ? !)

Does the sentence make sense?

Does it read right?

Have you used the correct tense?

Have you used adjectives/ noun phrases?

Verbs and adverbs?

Conjunctions

Are the words you have used appropriate?

What are the features needed for a well structured story?

Somebody Tries - (this is where the author introduces the character and there is a character description).

To get what they want – (the author explains what the character wants/ is longing for).

Oh no! What's in the way – (this author explains the problem the character has).

Rescued Now, what happens next – (the author explains how the character's problem was solved).

You'll have to see, hooray! (the author gives a happy or cliff hanger ending).

LQ- Can I write a long narrative?

<i>Somebody Tries</i>	<i>To get what they want</i>	<i>Oh no! What's in the way</i>	<i>Rescued now! What happens next</i>	<i>You'll have to see Hooray</i>
-----------------------	------------------------------	---------------------------------	---------------------------------------	----------------------------------

Here is our long narrative plan: Each section is about something different

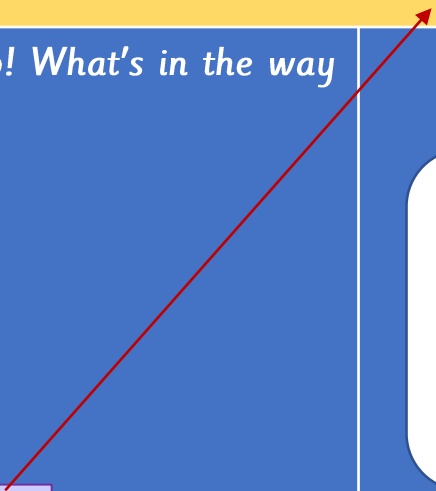
- Character description**
- Character wants**
- Character problem**
- Solved problem**
- Happy ending/cliff hanger**

This week we will be using our completed plan to write each section of our story.
let's have a recap of each section

LQ- Can I write a long narrative?

<i>Somebody Tries</i>	<i>To get what they want</i>	<i>Oh no! What's in the way</i>	<i>Rescued now! What happens next</i> Solved problem	<i>You'll have to see Hooray</i>
-----------------------	------------------------------	---------------------------------	--	----------------------------------

Yesterday we was focusing on writing the solution to the problem .
TPs- How did they solve their problem?
What is your character going to do?
Who is going to help?
let's look at our completed plan on our shared write on our working wall



LQ- Can I write a long narrative?

Somebody Tries

To get what they want

Oh no! What's in the way

Rescued now! What happens next


You'll have to see Hooray

What is a cliff hanger

A cliff hanger is a plot device in which a component of a story ends unresolved, usually in a suspenseful or shocking way, in order to compel audiences to turn the page or return to the story in the next instalment.

Today we will be focusing on writing the end of the story.

TPs- How is your story going to end? Is it going to be a cliff hanger (leaving the reader wanting more) or a happy ending? let's have a look at our completed plan on our working wall.





LQ- Can I write a long narrative?

Friday 17th May 2024

SHARED WRITE

Use Working Wall to write shared write.

Task

Write your Happy ending/cliff hanger. Remember your sentences need to be detailed and create a picture in the readers mind.

Have you remembered to write in paragraphs

Have you started a new paragraph?

Have you included enough appropriate adjectives and noun phrases?

Have you used a simile?

Can you use verbs and adverbs to add additional information about the ending of the story?

Have you explained what the happens at the end?

Is your ending a cliff hanger or a happy one?

Self Assessment

1. Do you understand what to do?
2. Have you checked through your work and completed all your editing?

