

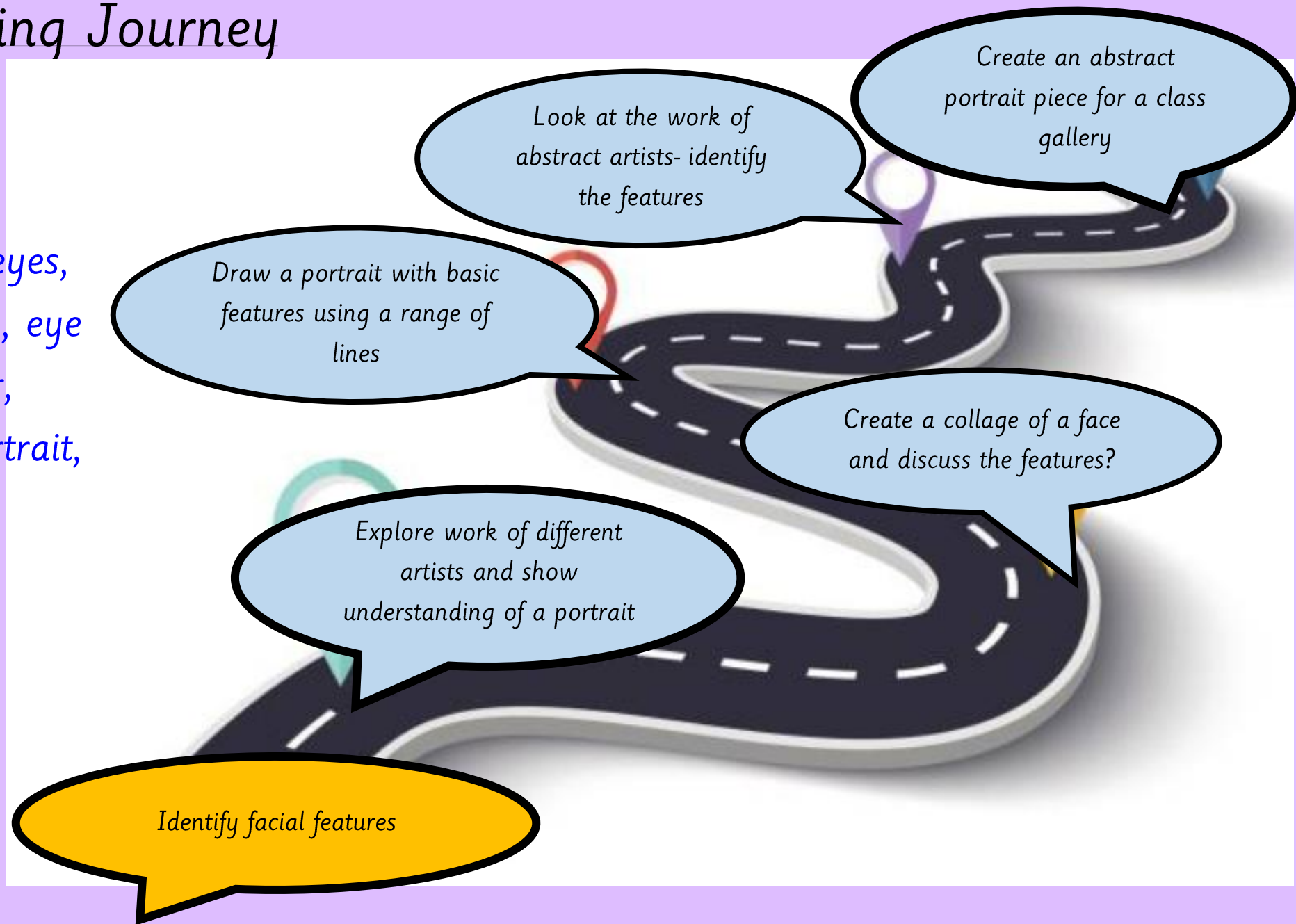


Week 2

Our Art Learning Journey

Key vocabulary:

explore, features, face, eyes, nose, ears, mouth, head, eye brows, skin tone, colour, shades, portrait, self-portrait, artists, collage, abstract



Thursday 11th September 2025



LQ: Can I identify the features of a face?

Steps to success




All – I can point to the different features on my face.

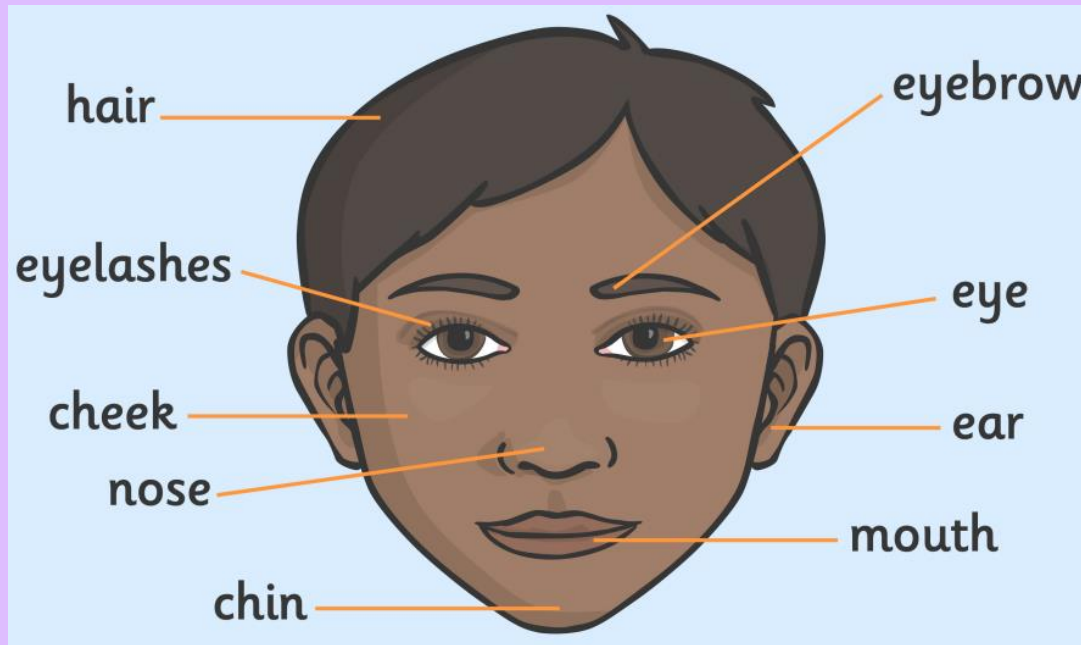
Most – I can describe my features.

Some – I can draw different features of my face.



Star words



face




features



LQ: Can I identify the features of a face?

Thursday 11th September 2025

In Art and Design this half term you will be learning about portraits.



LQ: Can I identify the features of a face?

Thursday 11th September 2025

TASK 1

Lines and Marks

TPs: What do you know about lines and different marks?
How would you describe them?

In your art book, explore different lines and marks.

Note – Provide two sections in art book for exploration

Self assessment

Do you understand the task?



LQ: Can I identify the features of a face?

Thursday 11th September 2025

TASK 2

Facial features

Explore your facial features and draw what you think facial features are in your art book.

Note – Cold task used for AfL

Self assessment

Do you understand the task?



LQ: Can I identify the features of a face?

Facial features

Thursday 11th September 2025

TPs: What are the features on a face?


Look at your friends face and identify the features of a face.
Describe what you see and how they look.



LQ: Can I identify the features of a face?

Facial features Thursday 11th September 2025

Look in the mirror and describe what you see.



What are the features on your face?

The images of faces are called portraits.



Self assessment

Do you understand what facial features are?

