

# Our Computing Learning Journey

## Key vocabulary:

Internet / internet

Safety

Digital device

Fake information

Mouse

Computer

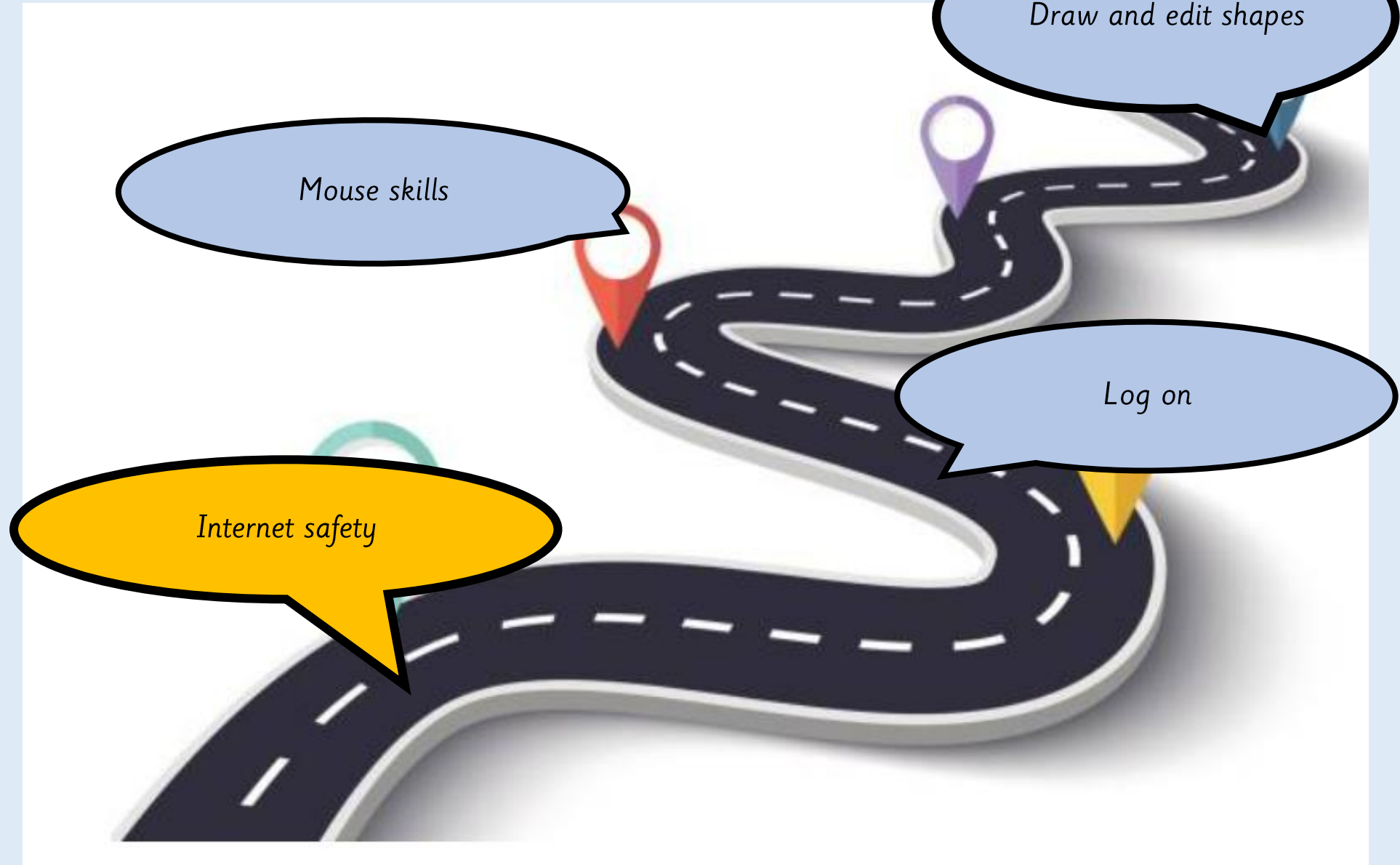
On / off

Login

Sketchpad

Click


Shapes



# Computing

*Week 2*

Can you spot the 5 differences in these pictures?



Did you find them  
all?

# Star words



*internet / internet safety*



*digital device*



*fake information*



*devices*





*LQ: Can I understand what the internet is and how to use it safely?*

## *Steps to success*

*All: I know what the internet is*



*Most: I know who to go to when I need help and advice with online matters*

*Some: I know how to offer advice to anyone that is being treated unkindly online*

We use computers and the internet in computing.

TPs. What is the internet? Why do we use it?

Discuss with your partner then watch the video to find out!



<https://www.youtube.com/watch?v=VBKa9Ay8ebs>

LQ: Can I understand what the internet is and how to use it safely?

## Have you ever used the internet?

What did you do on the internet?



Can you see any digital devices in the classroom?



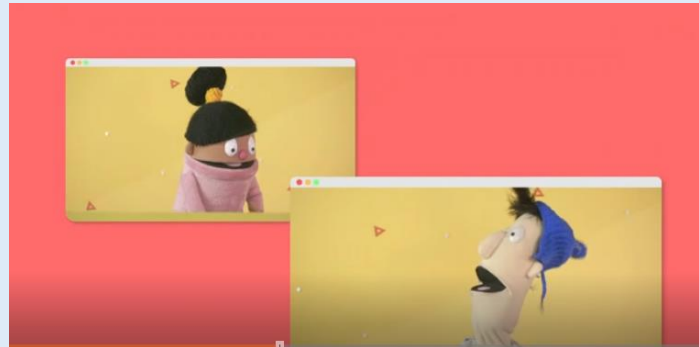
What digital device do you have at home?



Why do people use it?

*The Internet is amazing when used safely and correctly. Here are some simple rules that will help you stay safe online. Be smart and safe by making the right choices.*

<https://www.bbc.co.uk/bitesize/topics/zfcvvhbk/articles/zkcj92p>





The illustration shows a web browser window with a light green header. At the top, there are five navigation tabs: 'Welcome Page', 'Online Gaming', 'Making Friends', 'Online Bullying', and 'Sharing Information'. Below the tabs is a search bar containing the URL 'www.onlinesafety.com'. The main content area has a white background with purple text that reads 'If you see something online that upsets you:'. To the right of this text is a cartoon illustration of a girl with long brown hair, wearing a yellow shirt and a pink skirt, looking sad. Below the main text are three blue rounded rectangular boxes, each containing a step: 'STOP - Stop what you are doing. Do not click on the page or reply to any messages.', 'CLOSE - Close the laptop. Put your phone or tablet down.', and 'TELL - Tell a trusted adult.' A vertical dotted line with purple dots is on the left side of these boxes.

Welcome Page Online Gaming Making Friends Online Bullying Sharing Information

← → ↻ www.onlinesafety.com

*If you see something online that upsets you:*

- STOP** - Stop what you are doing. Do not click on the page or reply to any messages.
- CLOSE** - Close the laptop. Put your phone or tablet down.
- TELL** - Tell a trusted adult.



Welcome Page Online Gaming Making Friends Online Bullying Sharing Information


← → ↻ [www.onlinesafety.com/onlinegaming](http://www.onlinesafety.com/onlinegaming)

## Online Gaming

*Always ask a trusted adult before you play games online.*

*Use a username instead of your real name when playing games online.*

*It is important to be nice to people so that you don't upset them. Remember to treat others how you would like to be treated.*



Welcome Page   Online Gaming   **Making Friends**   Online Bullying   Sharing Information

← → ↻ [www.onlinesafety.com/makingfriends](http://www.onlinesafety.com/makingfriends)

## Making Friends

Only talk to people you know online. If someone you don't know sends you a request or message, ask a trusted adult.

Never agree to meet someone in person that you met online. Some people on the Internet might not be who they say they are.

Welcome Page   Online Gaming   Making Friends   **Online Bullying**   Sharing Information

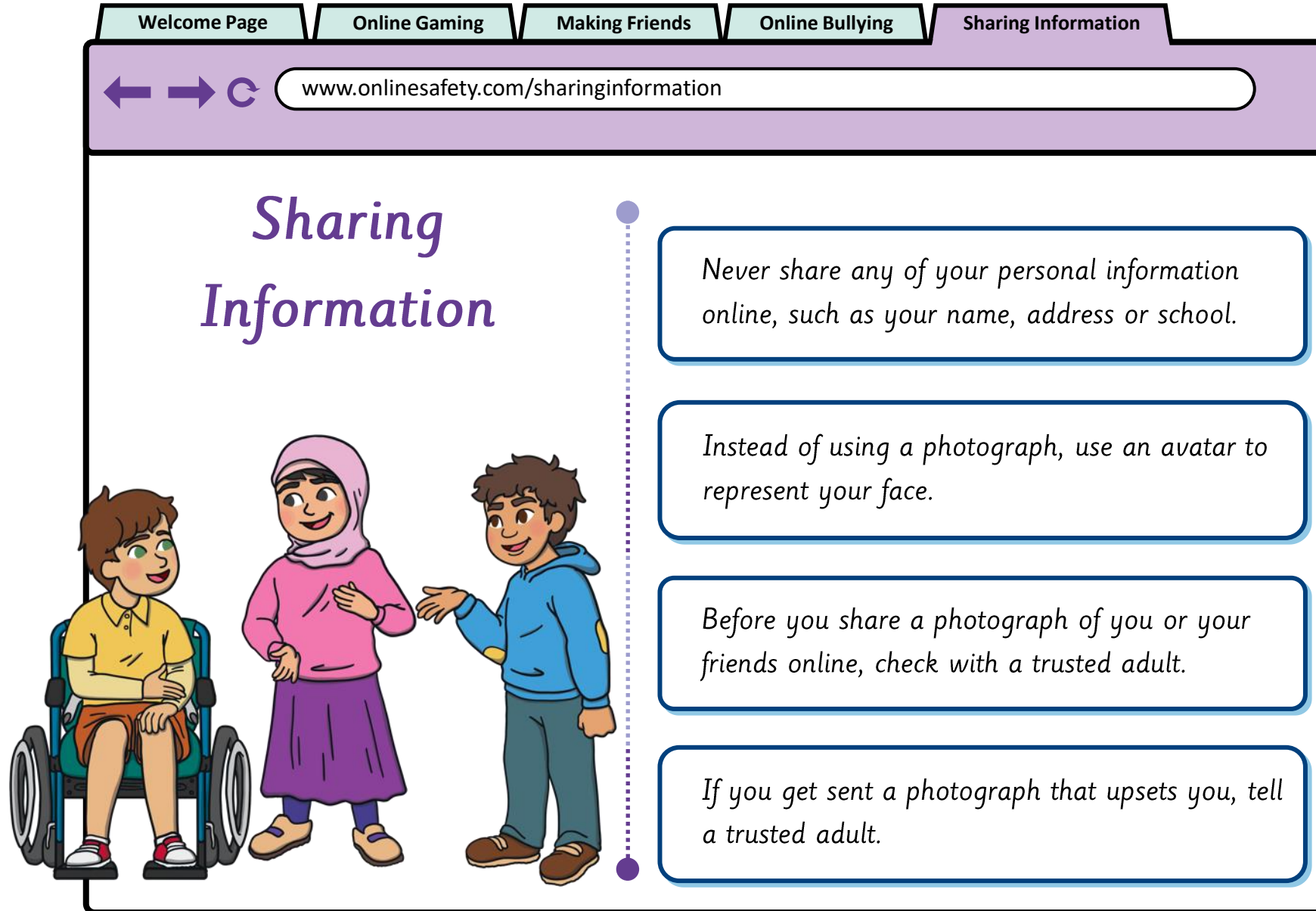
← → ↻ [www.onlinesafety.com/onlinebullying](http://www.onlinesafety.com/onlinebullying)

## Online Bullying

Show whatever you receive to a trusted adult, so they can help you.

Don't keep online bullying to yourself!  
Tell a trusted adult. People want to help you and make it better.

The illustration shows four children standing together. On the left, a person in a dark hoodie is partially visible, looking down. In the center, three children (a girl with blonde hair, a boy with brown hair, and a boy with dark hair) are talking. On the right, a girl with brown hair in a bun looks sad. A laptop is on the floor in the background.



The image shows a digital interface for a website. At the top, there are five navigation tabs: 'Welcome Page', 'Online Gaming', 'Making Friends', 'Online Bullying', and 'Sharing Information'. Below the tabs is a purple header bar containing a search bar with the URL 'www.onlinesafety.com/sharinginformation' and navigation icons (back, forward, refresh). The main content area has a large purple heading 'Sharing Information' on the left. Below the heading is an illustration of three children: a boy in a wheelchair, a girl in a pink hijab and purple dress, and a boy in a blue hoodie. To the right of the illustration are four blue rounded rectangular boxes, each containing a safety tip. A vertical dotted line separates the illustration from the tips.

Welcome Page Online Gaming Making Friends Online Bullying Sharing Information

www.onlinesafety.com/sharinginformation

## Sharing Information

Never share any of your personal information online, such as your name, address or school.

Instead of using a photograph, use an avatar to represent your face.


Before you share a photograph of you or your friends online, check with a trusted adult.

If you get sent a photograph that upsets you, tell a trusted adult.

Welcome Page   Online Gaming   Making Friends   Online Bullying   Sharing Information

← → C

# STOP CLOSE TELL



**STOP** - Stop what you are doing. Do not click on the page or reply to any messages.

**CLOSE** - Close the laptop. Put your phone or tablet down.

**TELL** - Tell a trusted adult.

## Lets look at this story about Smartie the penguin

<https://www.childnet.com/resources/smartie-the-penguin/>

*TPs. Was everyone kind in Smartie's story?*

*TPs. What did Smartie do when something worried him?*

*Should we all be doing this? If so, why?*

*Pause and discuss the relevant points throughout the story. Ask the following questions.*


Self assessment

Do you understand how to stay safe of the internet?



# TASK

Make a class mind map of all the things you can do to stay safe.



Self assessment

Do you understand the task?

