

Our English Learning Journey

Key Vocabulary:

Informal Letter
Chatty Language
Who the letter is to
Who the letter is from
First person
Message
Genre
Shared Write
Publish
Write
Edit



coax

Do you know what this word means?

Definition: to persuade or convince someone to do something.

Sentence

Miss Williams coaxed Mrs Coke to buy her chocolate.

TP- Can you use it in a sentence?

Synonyms

persuade

convince

entice



LQ: Can I understand the first and third person?

Steps to Success




I can talk in the first person.

I can talk in the third person.

I notice that when speaking in the first person I say 'I/me'.

I notice when speaking in the third person I say 'he/she/child's name'



Look at blue crayon.

TPs - How does he feel? Why?

He feels___ because___.

Close your eyes and pretend that **you** are the crayon - What will you say?

I feel____. I am_____.

You have answered in the role of the 1st person.

When you talk or write in the first person it means that you are talking about yourself, or you are putting yourself in someone else's shoes.

First person

I went to the shop and *I* saw *my* favourite sweets.

Third person

He went to the shop and *he* saw *his* favourite sweets.

Talk Partners

What's the difference?

First person

I me my mine we us ours

Third person

he she it(s) they him her them his hers theirs

Talk Partners

Read the words with your talk partner.

TPs - Is this sentence written in the first person or third person?

*I had a fever so I did not
go to school.*

First person!

How do you know? Stem: I know this because_____.

TPs - Is this sentence written in the first person or third person?

She was a good girl so she
went on the star.

Third person!

How do you know? Stem: I know this because_____.

Is this sentence written in the first person or third person?


*I received a treat for doing
my work quietly.*

Stem: I know this because_____.

First person! *How do you know?*

Self Assessment

Do you understand how to write in first and third person?



Lets play a game

First person



Second person



Third person



- Three children line up.
- Who is the **first** person?
- Who is the **third** person?
- **First** person is to talk about what they are wearing.
- **First** person is to talk about what the **third** person is wearing.
- What words did they say when talking about the **first** person? Why? I me my we
- What words did they say when talking about the **third** person? Why? he she they his her

Lets try again with three different children.

Task

1. You are going to line up in groups of three.
2. The **first** person is to say something about themselves.
3. Then they will say something about the **third** person.
 - What words do you say when you talk about the **first and third person?**
4. **First** person goes to the back of the line and it is the next child's turn.

First person

I me my mine we us ours

Third person

he she it(s) they him her them his hers theirs



First person

Second person

Third person

Practical lesson

Self Assessment
Do you understand the task?



LQ: Can I write in the first person?

Steps to Success



I can put myself in the role of a character.

I can orally rehearse my sentence.

I can write in the first person.

Let's recap our learning.

First person

I went to the shop and I saw my favourite sweets.

Third person

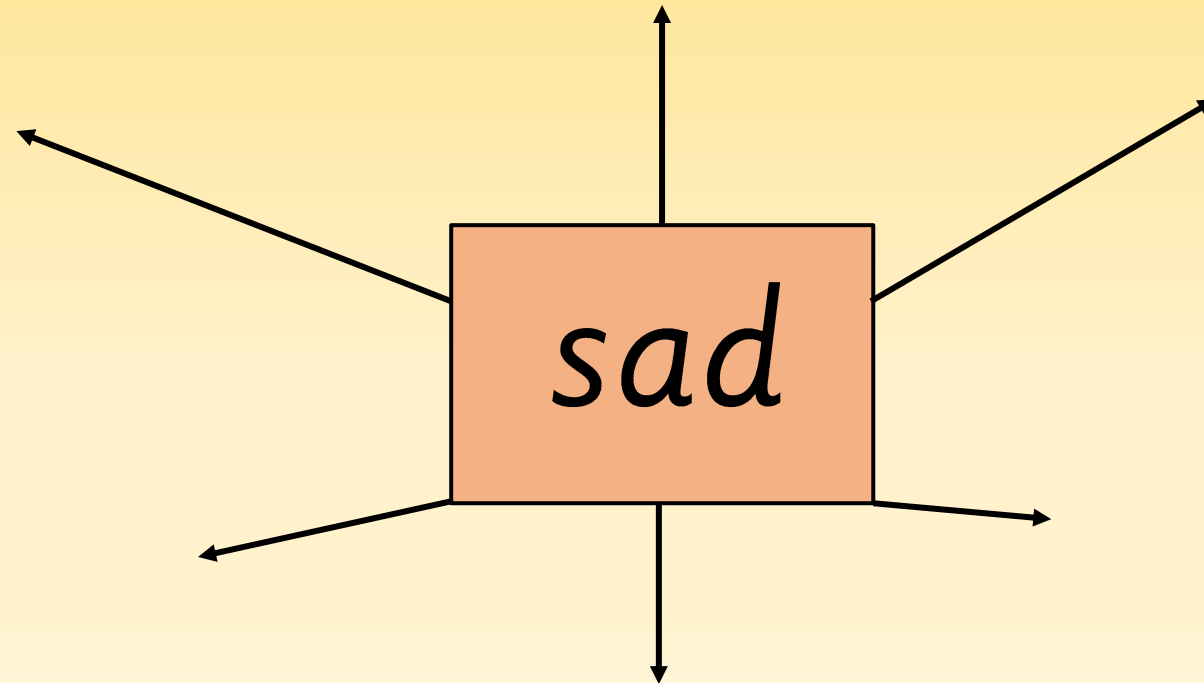
He went to the shop and he saw his favourite sweets.

How do you write in the first person? *The first-person pronouns are_____.*

How do you write in the third person? *The third-person pronouns are_____.*

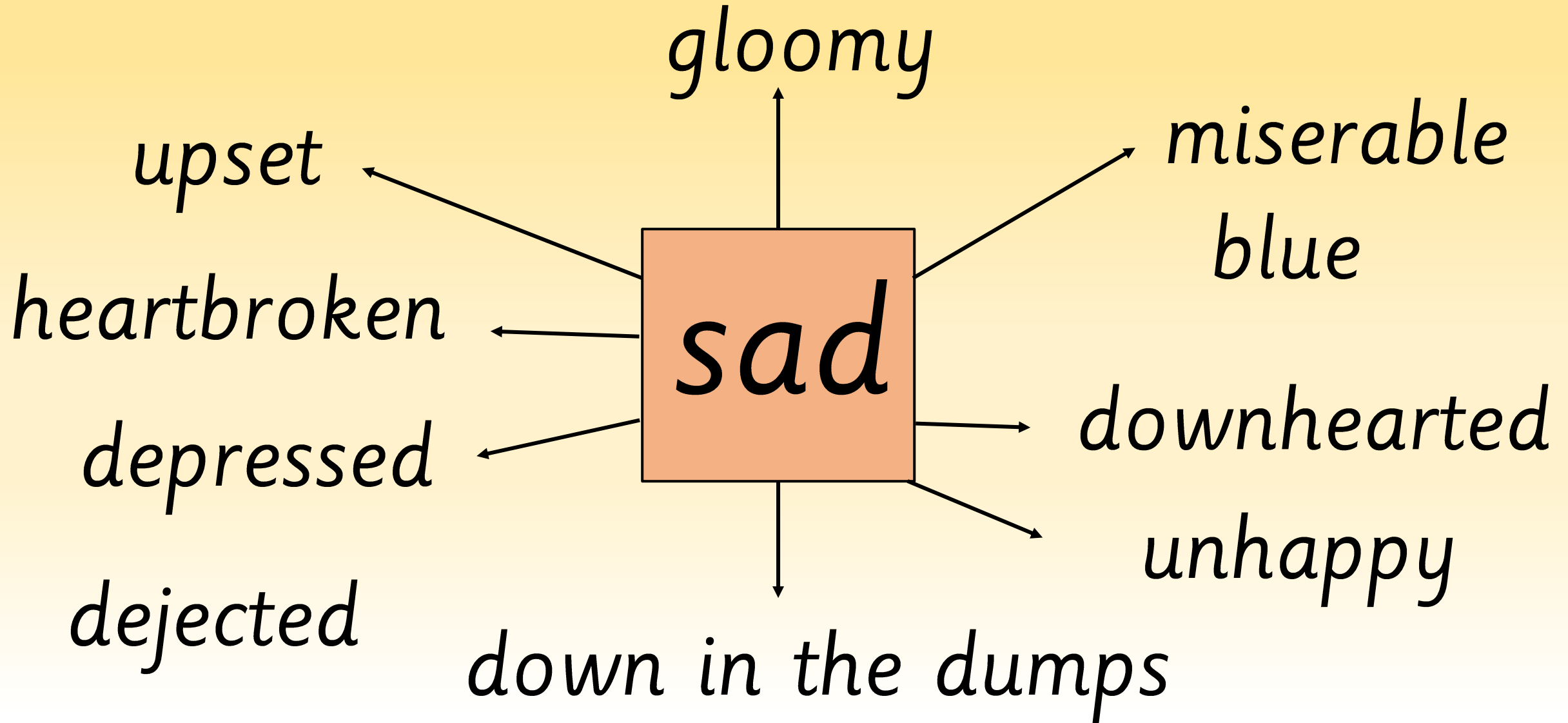
TPs - What is the difference?

Let's make a list of all the feeling words we can use instead of 'sad'.




TPs- How many words can you think of that mean the same as sad?

TPs- How many words can you think of that mean the same as___.



LQ: Can I write in the first person?

Today we are focusing on writing in the **first person**.



1. Lets **circle** the words in the letter that shows blue crayon is talking in the **first person**.
2. Lets **underline** the words they used to express their **feelings and emotions**.

Dear DUNCAN,
 It has been great being your
 FAVOURITE colour this PAST year.
 And the year before. And the
 YEAR before ~~the~~ THAT!
 I have really enjoyed all those
 OCEANS, LAKES, RIVERS,
 raindrops, rain CLOUDS and
 CLEAR skies.

But the BAD NEWS is that
 I am so short and stubby,
 I can't even see over the
 railing in the CRAYON BOX
 anymore!
 I need a BREAK!
 Your very stubby friend,
 Blue Crayon


SHARED WRITE

Pretend you are blue crayon.

CT to write stem sentence: I drew the blue crayon.


TPs - How are you feeling? Why? What do you want to happen? Why?

CT save this and print/ write on A3 paper for working wall. We will be using this again tomorrow.



Self Assessment

Do you understand how to write in first person?



Task

In our books, we are going to write in **first person**. We will pretend to be a coloured crayon of your choice, and write about how we feel and what we want to happen. When we are finished we will draw the crayon we talked about.

SEN N2E

Circle the crayon you are writing in the role of:

red blue green grey black pink beige purple yellow white orange peach

happy		sad	
delighted	cheerful	upset	miserable
content	pleased	blue	gloomy
glad	elated	unhappy	depressed
merry	glad	heartbroken	downcast
	jolly	down	downhearted
	joyful		
	chippy		
bad		good	
naughty	awful	great	wonderful
vile	mischievous	super	fantastic
unfortunate	horrible	nasty	amazing
undesired	terrible	wicked	brilliant
		vicious	excellent
		admired	kind
			desirable


Sentence Starters:
 I drew the _____.
 I feel _____.
 I want _____.

First person pronouns:

I me my we

Self Assessment

Do you understand the task?



Wednesday 17th September 2025



LQ: Can I build on the contribution of others?

Steps to Success



I can think of ideas.

I can base my ideas off my peers' contributions.

I can vocalise my ideas in full sentences.

Let's recap our learning.

What did we do yesterday?

What person did we write in?

How are you feeling?

What do you want to happen?

Did we use all the must haves?



I am blue crayon. I am miserable and I am asking you to give me a break because I am tired and have become very tiny. Duncan please can you use me to colour in a blue lego brick or a blue button, something small. The rivers, whales and oceans are enormous, I'm afraid I will soon disappear!

Today we will be looking at the features of what makes a good informal letter.

Here are the must haves:

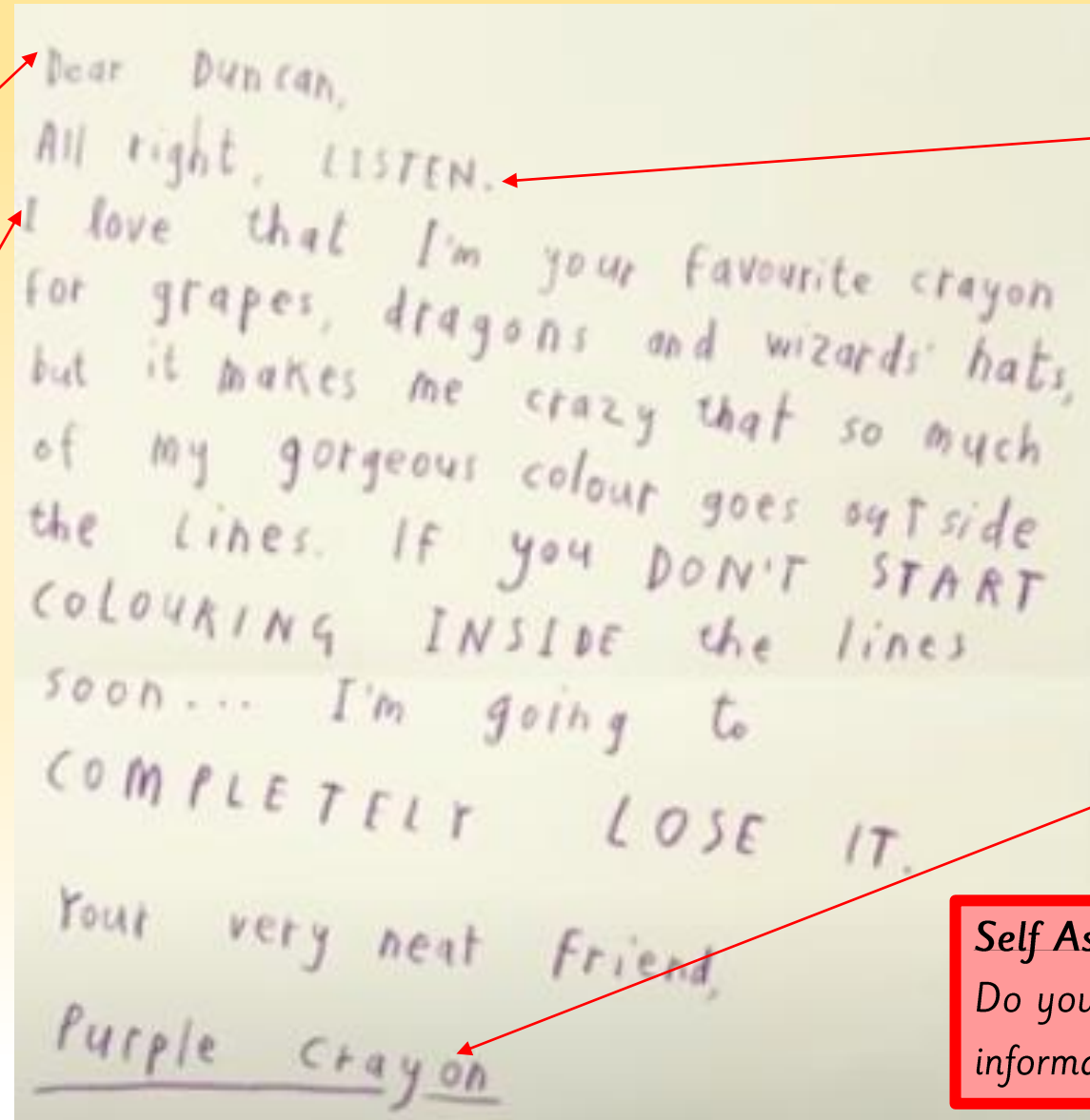
Writing Checklist

Writing/genre focus: Informal letter

- Who the letter is to
- A message
- Chatty language
- First person
- Who the letter is from

TPs- What are the features of an informal letter?

These are the features of an informal letter. We need to make sure we include this when writing our informal letter.



Dear Duncan,
All right, LISTEN.
I love that I'm your favourite crayon for grapes, dragons and wizards' hats, but it makes me crazy that so much of my gorgeous colour goes outside the lines. IF YOU DON'T START COLOURING INSIDE the lines soon... I'm going to COMPLETELY LOSE IT.
Your very neat friend,
Purple Crayon

Who the letter is to.


First person

The message (has informal chatty language.)

Who the letter is from.

Self Assessment

Do you understand the features of an informal letter?



Look at my writing below. TPs- What do you notice?

- blue crayon
- stubby
- oceans and whales
- Can't see over the crayon box

These are called bullet points. We use them when we want to write words, phrases and notes.

I have written notes. NOT full sentences. We use bullet points to help us write notes when we are planning our writing. We will use these notes today and later we will turn them into full sentences.



LQ: Can I organise my writing?

Steps to Success



I can think of ideas.

I can write my ideas down.

I can plan my writing.

Look at my writing below. TPs- What do you notice?

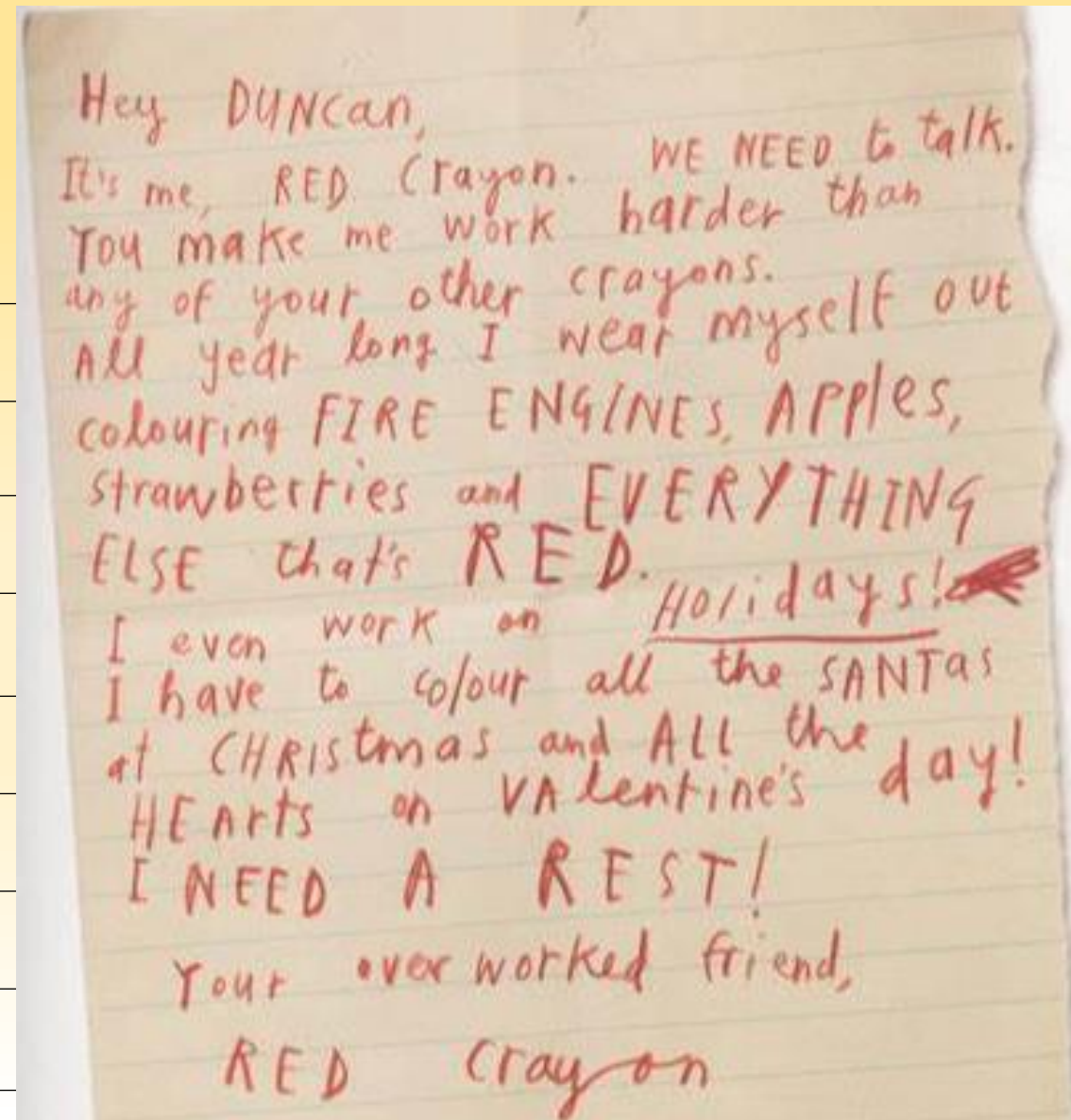
- blue crayon
- stubby
- oceans and whales
- Can't see over the crayon box

These are called bullet points. We use them when we want to write words, phrases and notes.

I have written notes. NOT full sentences. We use bullet points to help us write notes when we are planning our writing. We will use these notes today and later we will turn them into full sentences.

Lets have a go at making notes, read
the letter first.

What did the red crayon draw?



Hey DUNCAN,
It's me, RED Crayon. WE NEED to talk.
You make me work harder than
any of your other crayons.
All year long I wear myself out
colouring FIRE ENGINES, APPLES,
strawberties and EVERYTHING
ELSE that's RED.
I even work on Holidays!
I have to colour all the SANTAS
at CHRISTmas and ALL the day!
HEARTS on VALENTINE'S day!
I NEED A REST!
Your overworked friend,
RED Crayon

Lets have a go at making notes, read
the letter first.

Who is the letter to?

How do I feel?

Why do I feel that way?

What I drew?

What I want to happen?

Who is the letter from?

Dear Duncan,
All right, LISTEN.
I love that I'm your favourite crayon
for grapes, dragons and wizards' hats,
but it makes me crazy that so much
of my gorgeous colour goes outside
the lines. IF YOU DON'T START
COLOURING INSIDE the lines
soon... I'm going to
COMPLETELY LOSE IT.
Your very neat friend,
Purple Crayon

Task

Use your headings to help you plan your informal letter.




Remember you are writing in the role of **your** chosen crayon.

Who is the letter to?
How do I feel?
Why do I feel that way?
What I drew?
What I want to happen?
Who is the letter from?

Hey DUNCAN,
It's me, RED Crayon. WE NEED to talk.
You make me work harder than
any of your other crayons.
All year long I wear myself out
colouring FIRE ENGINES, APPLES,
strawberties and EVERYTHING
ELSE that's RED.
I even work on Holidays!
I have to colour all the SANTAS
at CHRISTmas and ALL the
HEARTS on VALEntine's day!
I NEED A REST!
Your overworked friend,
RED Crayon

Dear Duncan,
All right, LISTEN.
I love that I'm your favourite crayon
for grapes, dragons and wizards' hats,
but it makes me crazy that so much
of my gorgeous colour goes outside
the lines. IF YOU DON'T START
COLOURING INSIDE the lines
soon... I'm going to
COMPLETELY LOSE IT.
Your very neat friend,
Purple Crayon

Self Assessment
Do you understand the task?

Friday 19th September 2025
Genes for Jeans Day – Off plan