

Our English Learning Journey

Key Vocabulary:

Informal Letter

Chatty Language

Who the letter is to

Who the letter is from

First person

Message

Genre

Shared Write

Publish

Write

Edit

Understanding the story

Identifying the features
of the genre

Identifying the purpose
of the genre

Shared plan
Planning a letter

Shared write letter
Longer sentences

Publishing the letter

Writing and
editing the letter

Understanding and
writing in the first
person

Monday 22nd September 2025

combine

Do you know what this word means?

Definition: to join or merge things together

Sentence

I like to combine my cereal and milk.

Synonyms

merge

blend

TP- Can you use it in a sentence?

join

Monday 22nd September 2025



LQ: Can I build on the contribution of others?

Steps to Success



I can think of ideas.

I can base my ideas off my peers' contributions.

I can vocalise my ideas in full sentences.

Look at my writing below. TPs- What do you notice?

- blue crayon



Hi Duncan, its Blue crayon here.

- stubby



I am stubby and short, I need a rest!

- oceans and whales



I am tired of being used for the enormous ocean and whales.

- Can't see over the crayon box

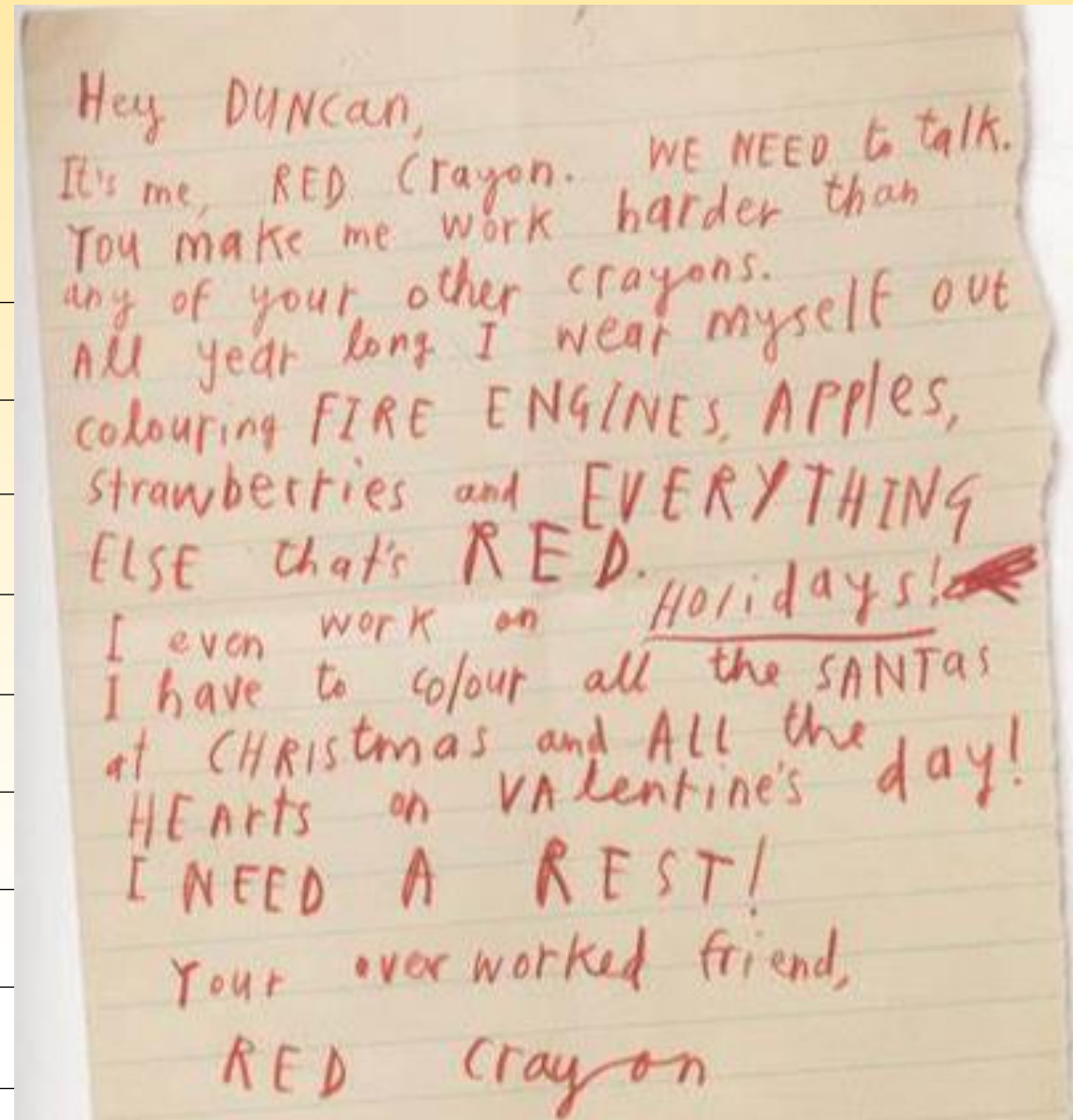


You use me so much, I can't see over the crayon box. I am afraid that I will disappear!

Stem: I noticed that_____.

Let's have a go at writing full sentences.

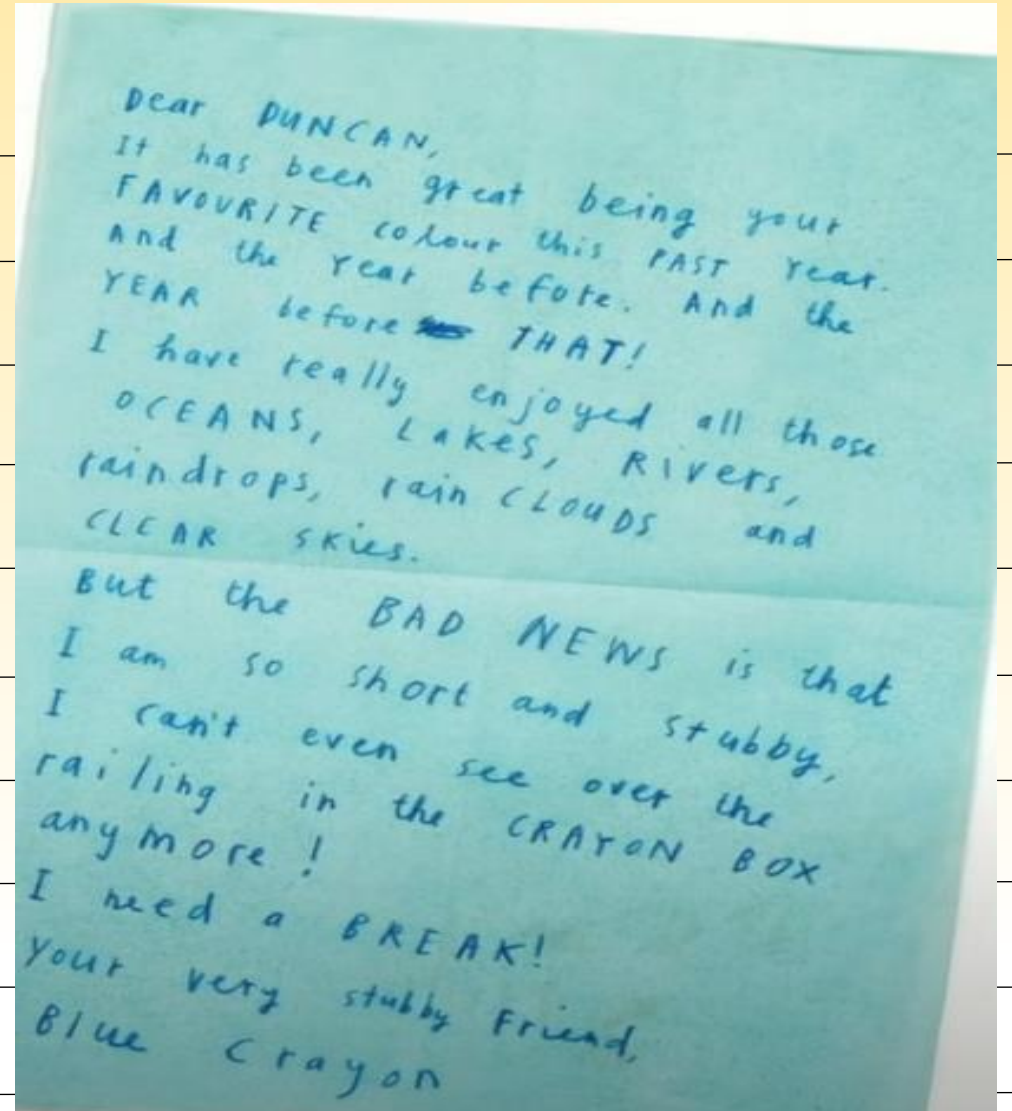
- fire engines
- apples
- hearts



Hey DUNCAN,
It's me, RED Crayon. WE NEED to talk.
You make me work harder than
any of your other crayons.
All year long I wear myself out
colouring FIRE ENGINES, APPLES,
strawberries and EVERYTHING
ELSE that's RED.
I even work on Holidays!
I have to colour all the SANTAS
at CHRISTMAS and ALL the day!
HEARTS on VALENTINE'S day!
I NEED A REST!
Your overworked friend,
RED Crayon

Let's have a go at writing full sentences.

- short and stubby
- break



Tuesday 23rd September 2025

Tuesday 23rd September 2025



LQ: Can I write a letter?



I can use the must haves.

I can write a letter.

I can use full sentences

Steps to Success

We are going to read our shared letter from yesterday.

What must have we include in our letter?

Stem: We included _____ in our informal letter.

Writing Checklist

Writing/genre focus: Informal letter

- Who the letter is to
- A message
- Chatty language
- First person
- Who the letter is from

Can we make these sentences longer?

- *yellow crayon*



- *hearts and santas*

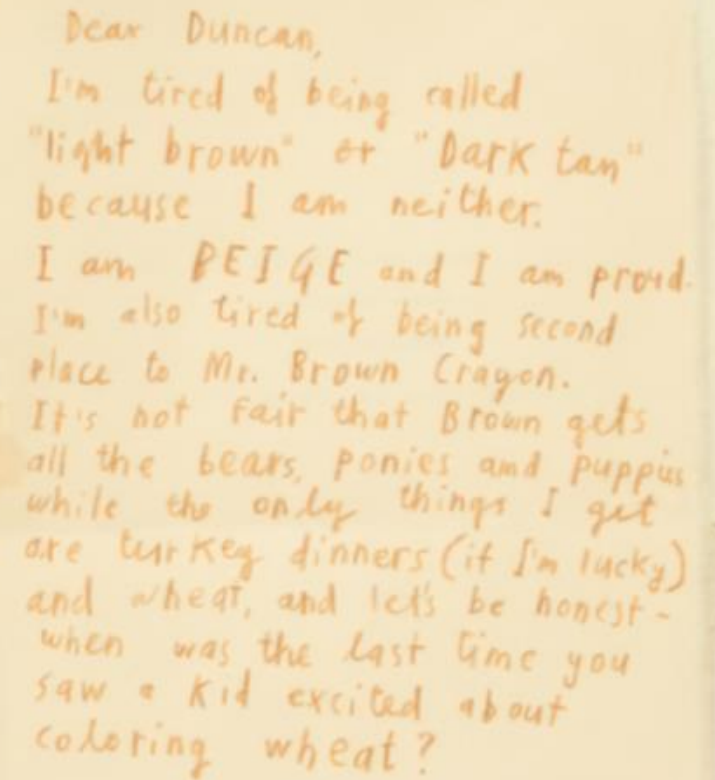


- *tired*



Let's have a go at writing full sentences.

- not brown or dark tan



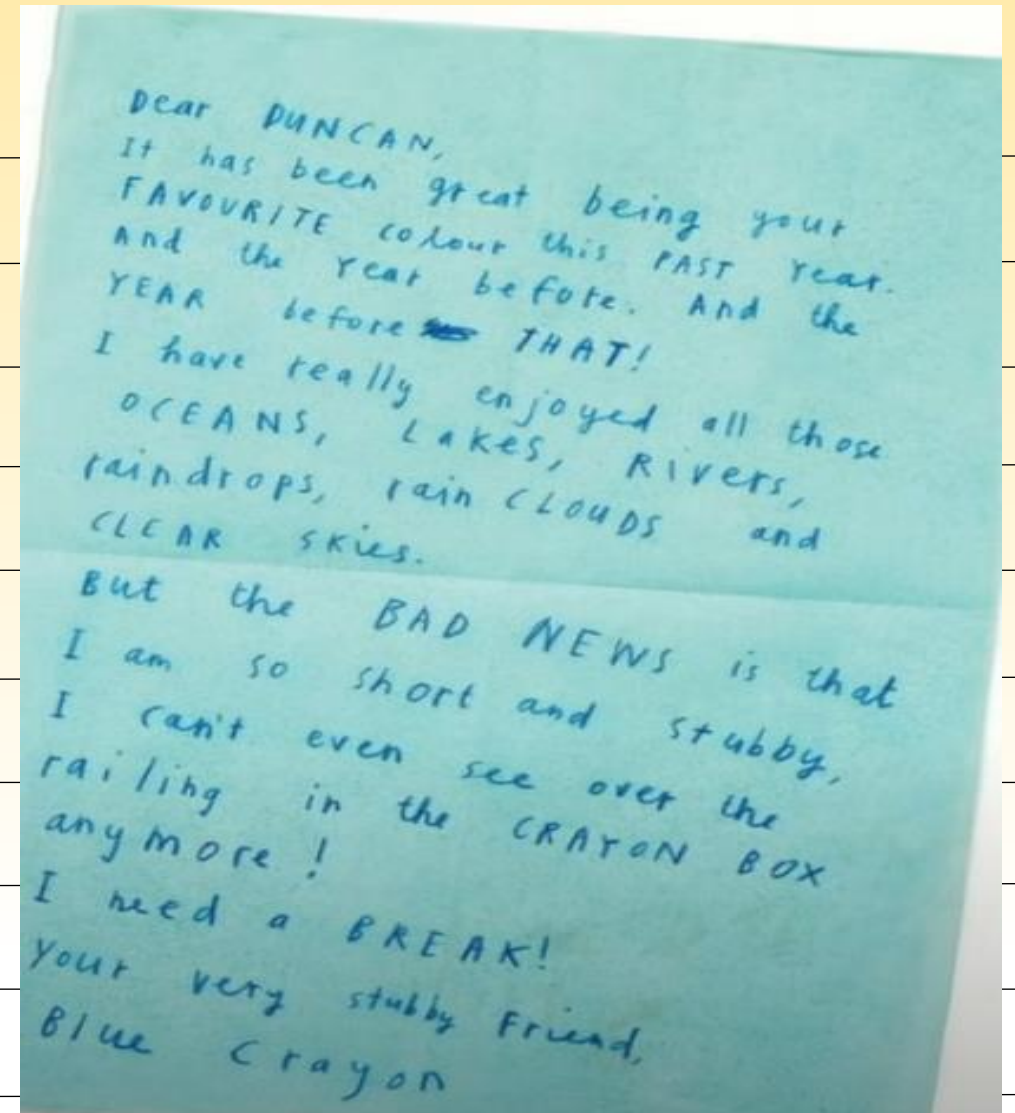
Dear Duncan,
I'm tired of being called
"light brown" or "Dark tan"
because I am neither.
I am BEIGE and I am proud.
I'm also tired of being second
place to Mr. Brown Crayon.
It's not fair that Brown gets
all the bears, ponies and puppies
while the only things I get
are turkey dinners (if I'm lucky)
and wheat, and let's be honest -
when was the last time you
saw a kid excited about
coloring wheat?

Your BEIGE friend,
Beige Crayon

TP: Can you make these notes into sentences?


Let's have a go at writing full sentences.

- raindrops
- lakes
- oceans



You will use your must haves to ensure that you have everything to make a 'good' informal letter. Tick each section when completed

Lewis Class's must haves for an informal letter.

	Me	CT
Purpose: to communicate a message to the reader.		
• Who the letter is to	✓	
• Who the letter is from		
• A message		
• Chatty language		
My next step: 		


Task

You are going to use your plan to write an informal letter.
Remember to use your must haves.

Complete over Tuesday and Wednesday

Self Assessment

Do you understand the task?



Wednesday 24th September 2025

Wednesday 24th September 2025



LQ: Can I write a letter?



I can use the must haves.

I can write a letter.

I can use full sentences

Steps to Success

We are going to read our shared letter from yesterday.

What must have we include in our letter?

Stem: We included _____ in our informal letter?

Writing Checklist

Writing/genre focus: Informal letter

- Who the letter is to
- A message
- Chatty language
- First person
- Who the letter is from

Can we make these sentences longer?

- *yellow crayon*



- *hearts and Santa*

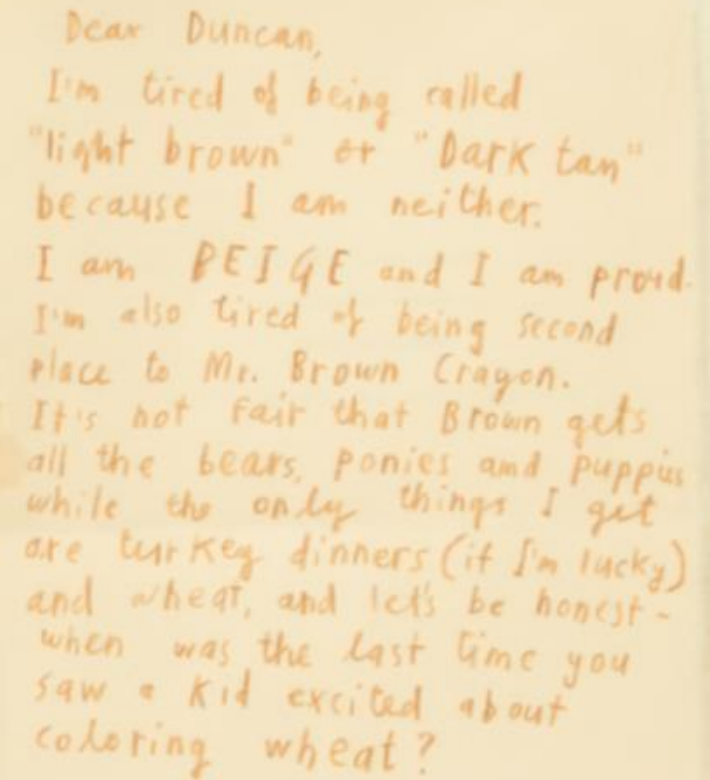


- *tired*



Let's have a go at writing full sentences.

- not brown or dark tan



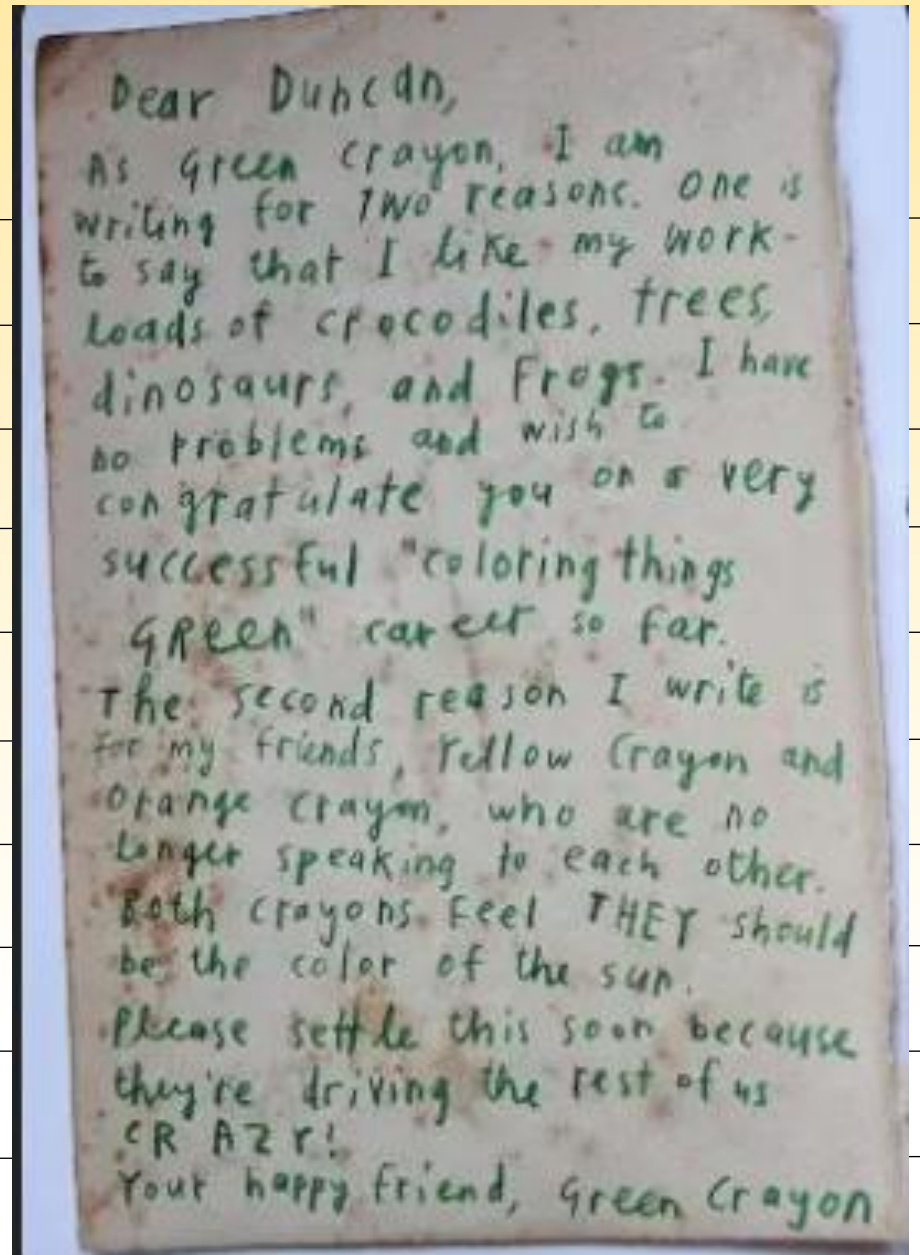
Dear Duncan,
I'm tired of being called
"light brown" or "dark tan"
because I am neither.
I am BEIGE and I am proud.
I'm also tired of being second
place to Mr. Brown Crayon.
It's not fair that Brown gets
all the bears, ponies and puppies
while the only things I get
are turkey dinners (if I'm lucky)
and wheat, and let's be honest -
when was the last time you
saw a kid excited about
coloring wheat?

Your BEIGE friend,
Beige Crayon

TP: Can you make these notes into sentences?


Let's have a go at writing full sentences.

- Duncan
- happy
- crocodiles, trees and dinosaurs



Dear Duncan,
As green crayon, I am writing for two reasons. One is to say that I like my work-loads of crocodiles, trees, dinosaurs, and Frogs. I have no problems and wish to congratulate you on a very successful "coloring things GREEN" career so far.
The second reason I write is for my friends, Yellow Crayon and Orange Crayon, who are no longer speaking to each other. Both crayons feel THEY should be the color of the sun.
Please settle this soon because they're driving the rest of us CRAZY!
Your happy friend, Green Crayon

You will continue to use your must haves to ensure that you have everything to make a 'good' informal letter. Tick each section when completed.

Lewis Class's must haves for an informal letter.		
Purpose: to communicate a message to the reader.	Me	CT
• Who the letter is to	✓	
• Who the letter is from		
• A message		
• Chatty language		
My next step: 		


Task

You are going to continue to use your plan to write an informal letter. Remember to use your must haves.

Complete over Tuesday and Wednesday

Self Assessment

Do you understand the task?



Thursday 25th September 2025



LQ: Can I make additions and revisions to my work?

Steps to Success









I know what editing means.

I know why editing is important.

I can use my teacher's marking to inform my teaching.

These are the marking symbols.

TPs – What does these symbols mean?

	
	
<u>raun</u> 	
<u>becoz</u> 	
	
	

Today you are going to edit your work. Editing is when you read your work back and correct your mistakes. It helps create a final good example of writing.

CT to create an edited work example to demonstrate and display on working wall.

Marked edited writing

all about ducks
ducks live in wet places
that have ponds or small
lakes. ^{Also} They need a habitat
with water plants.

Final good piece of writing

All About Ducks
Ducks live in wet places that have ponds
or small lakes. Also they need a habitat
with water vegetation.

Remember, when editing your work, ensure that you respond to all the next steps.

Write the correct spelling word above the incorrect word. It will help when completing the published work. CT to tick the corrected word in response.

Marked edited writing

Hooray! Last saturday we
got to go ^{is} ~~scating~~ ^{SP} we
went to the rink and
rentd ^{SP} scates. Then we
hit the ^{SP} is ^{SP} I had to
hold mr. V's hand
becuz ^{SP} I'm not very
good. We had such
a great time. I
can't wait until we
go again.

Final good piece of writing

Hooray! Last Saturday we got to go
ice skating we went to the rink and
rented skates. Then we hit the ice. I
had to hold Mr V's hand because
I'm not very good. We had such a great
time. I can't wait until we go again.

This work has been marked. Let's edit it together.

^ Duncan

I am mizribl you need to stop colouring owtside the lines or I
am go o to **LOOSE IT!**

Your neat friend

NS Purple Craion

miserable _____

going _____

Self Assessment

Do you understand how to edit
your work?






Task

Look at your marked work from yesterday. Make your edits.

Hooray! Last saturday we got to go is skating we went to the rink and rentd scates. Then we hit the is I had to hold mr. V's hand becuz I'm not very good. We had such a great time. I can't wait until we go again.

all about ducks
ducks live in wet places that have ponds or small lakes. ^{Also} They need a habitat ^{with water plants}

Self Assessment
Do you understand what to do?

Friday 26th September 2025

Friday 26th September 2025



LQ: Can I publish my work?



Steps to Success

I can publish my work

I can include the 'must haves'

I can improve my work

What must have we include in our letter?

Stem: We included _____ in our informal letter?

Writing Checklist

Writing/genre focus: Informal letter

- Who the letter is to
- A message
- Chatty language
- First person
- Who the letter is from

We are going to use our work from yesterday to create our final published piece of writing. Published writing means to write your best and final piece with hardly any mistakes. Copy your edited work with your updated corrections.

Marked edited writing

all about ducks
ducks live in wet places
that hav e ponds or small
lakes. ^{also} They need a habitat
with water ~~plants~~ ^{vegetation}

Final good piece of writing

All About Ducks
Ducks live in wet places that have ponds
or small lakes. Also they need a habitat
with water vegetation.

Task

CT to model expectations using their edited work example on a published work sheet.



Self Assessment

Do you understand what to do?



Completed over Friday and next week Monday