

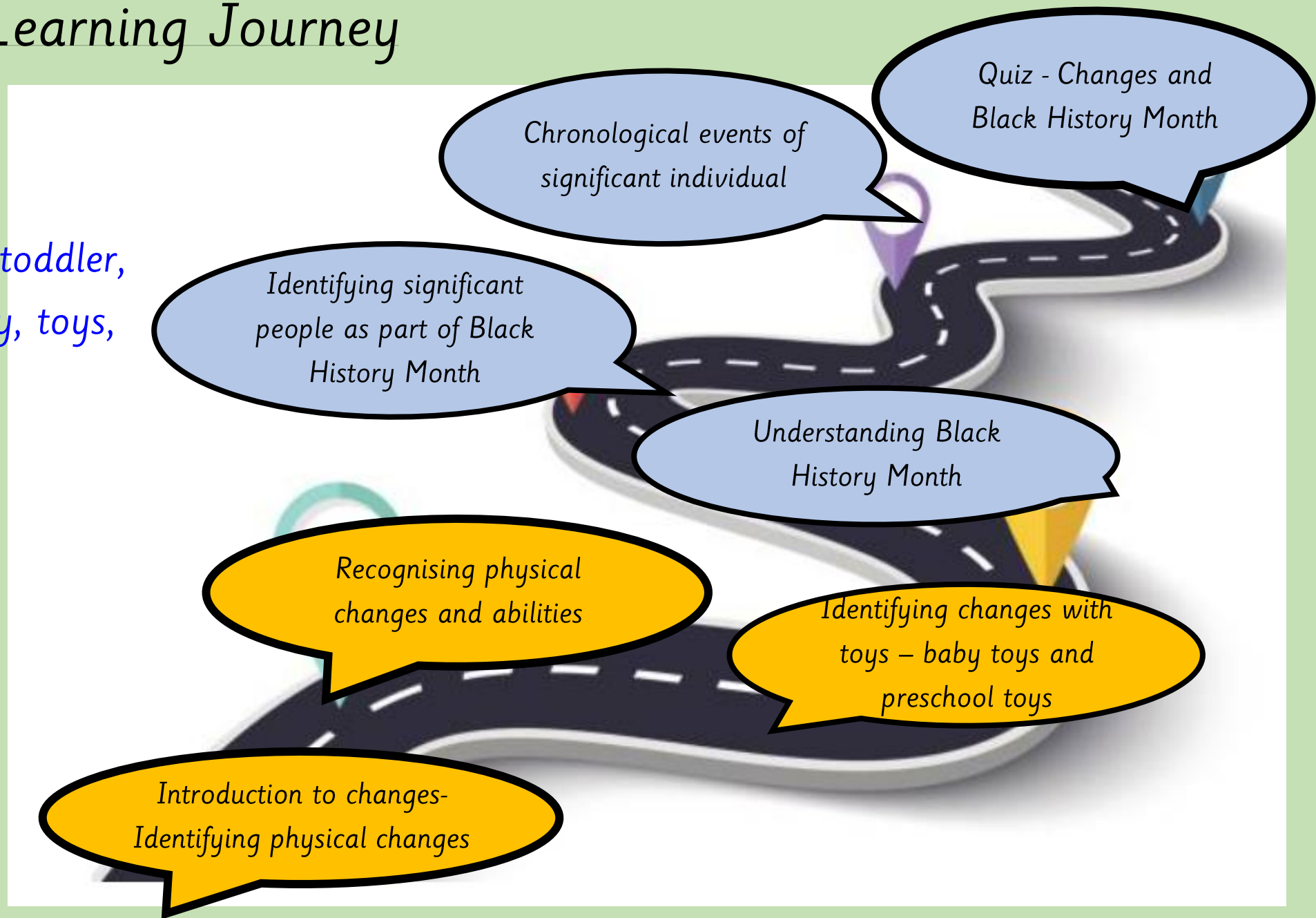


Week 4

Our History Learning Journey

Key vocabulary:

changes, grow, baby, toddler, teenager, adult, elderly, toys, old, new





LQ: Can I recognise changes in the toys I play with?

Steps to success




All - I know what type of toys I played with as a baby.

Most - I can recognise the difference between baby toys and the toys I play with now.

Some - I understand why I don't play with baby toys anymore.

Star words




memory



toys



changes



past



Today we are going to look at toys you used to play with from when you were a baby and the toys you play with now.



TPs: What toys do you like to play with? Why?

I like to play with ...



TPs: What toys did you play with when you were a baby?

When I was a baby I played with ...



Watch the videos of babies playing (volume off). Discuss the reason why babies play with these toys: sensory – sight, noise, touch, developing fine motor control, soft, large, no sharp edges for safety etc.

<https://www.youtube.com/watch?v=uOJ-OxAX6D0>

https://www.youtube.com/watch?v=_jRt7e_ib8o

TPs: Why do babies play with these kind of toys?

Babies play with these toys because



Babies need to play with toys that are softer so they don't get hurt. Babies like to put toys in their mouth to bite and chew so you need to make sure the toys are not too small so they don't choke.

TPs: Which do you think are the baby toys and which do you think are the older children's toys? Why?



Self assessment

Do you understand why babies play with these kind of toys?



TPs: What toys do you play with now? Why?

I play with ... because....



Self assessment

Do you understand why babies play with these kind of toys?



Sort the *baby* and *child* pictures of toys into the correct column and stick them in.

Now use the stem sentences to explain the pictures.

Baby

Child

This is a child toy because...

This is a baby toy because...

Self assessment

Do you understand how to sort the pictures of they toys?

