

Challenge of the week



3 Mia has six cards.

2 0 2 2 5 5

She makes three different numbers using the cards.

Tens	Ones	Tens	Ones	Tens	Ones
2	0	2	2	5	5

Make three more numbers using the cards.

Tens	Ones	Tens	Ones	Tens	Ones

I made 02. I'm not sure that's a number!



02 means no tens and 2 ones, so I think 02 is the same as 2.



Each week there will be a challenge on the working wall.

Everyone has until Friday to have a go to complete the challenge.

Monday 22nd September 2025

22.09.25

Mental Maths

Write numbers up to 100 on your white board.



Challenge yourself and see if you can do it in 5 minutes.



LQ: Can I represent numbers?

Steps to Success:

I can partition a number and identify the tens.

I can partition a number and identify the ones.

I can represent a given number in different ways using resources and pictorial representations.

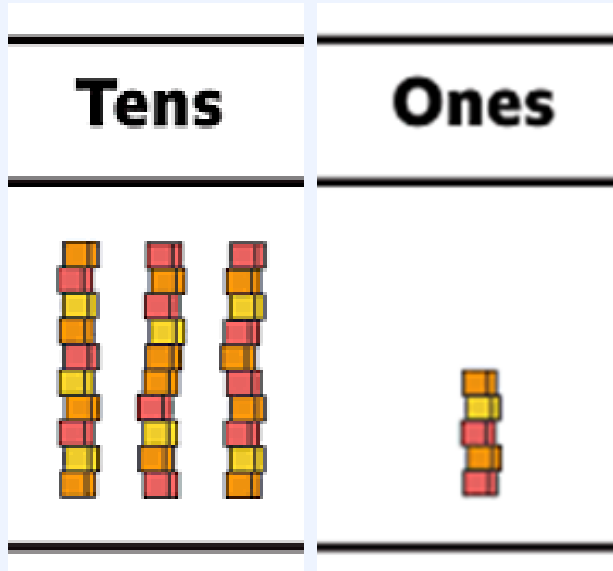


★ *Star Words* ★

numbers



counting on



tens

ones



representations

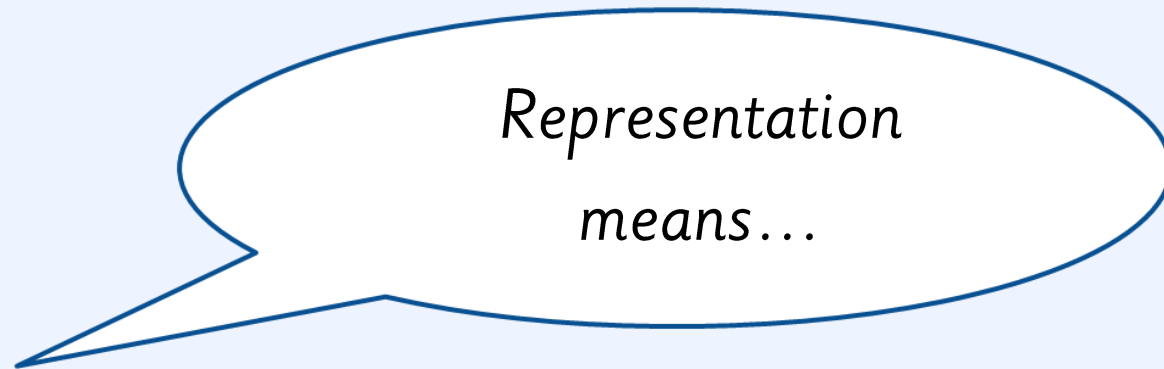


22.09.25

LQ: *Can I represent numbers?*


Today we are going to learn how to represent a number in different ways using a variety of resources.

TP- What does representation mean?



In maths representation means to show something using a picture or a symbol.

Self assessment
Do you understand what
representation means?



22.09.25

LQ: *Can I represent numbers?*

How many cones are there altogether?


Lets count them!



Remember it is easier to count them in tens.

22.09.25

LQ: *Can I represent numbers?*



There are three more cones left on the floor.

*What should we do now?
How many cones are there now?*

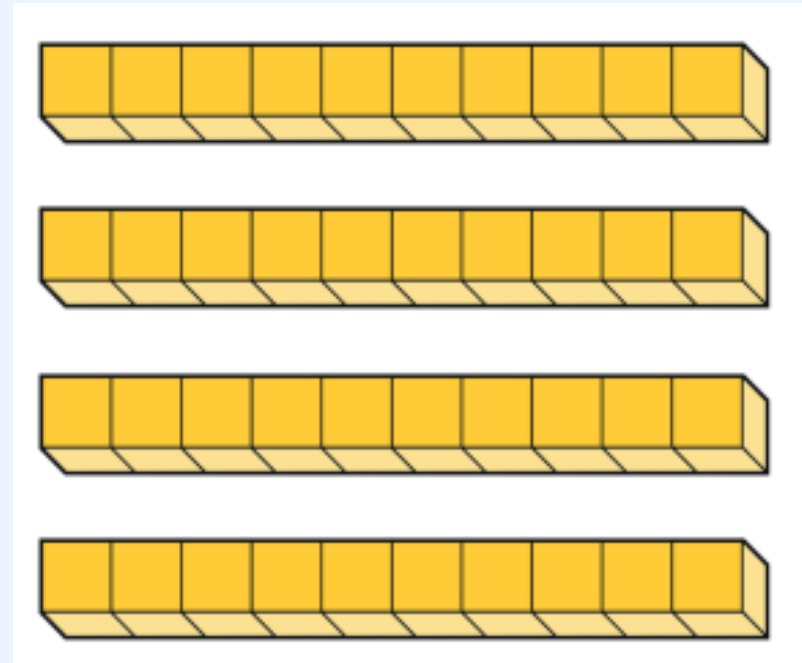

We can count on from 40 in ones.

22.09.25

LQ: *Can I represent numbers?*

They have used cones to represent 43.

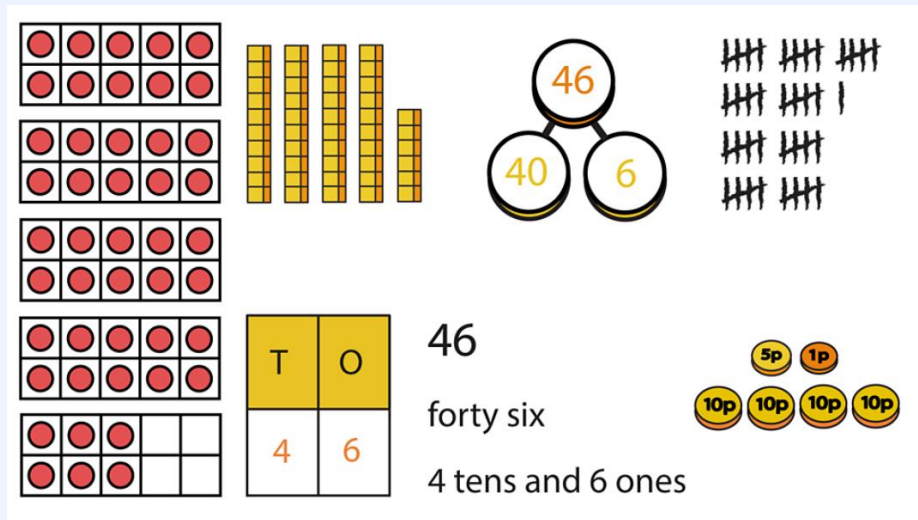
There are other ways you can represent 43.



22.09.25

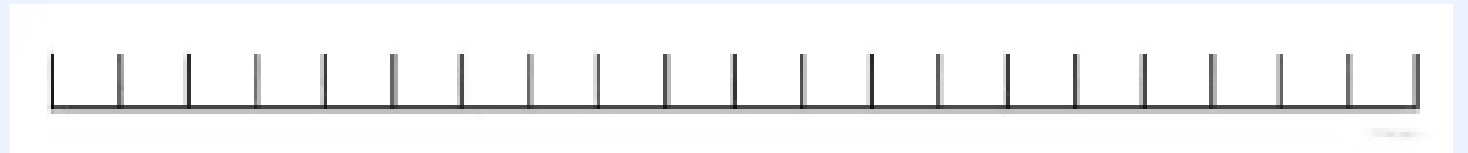
LQ: *Can I represent numbers?*

Lets represent 46 on a number line, part whole model, place value grid, ten frame, writing in words and dienes. I will show you.



T	O
4	6

46
forty six
4 tens and 6 ones



Now you try!

22.09.25

LQ: Can I represent numbers?

Now we are going to make 38 using different resources.

46

forty six

4 tens and 6 ones

T	O
4	6

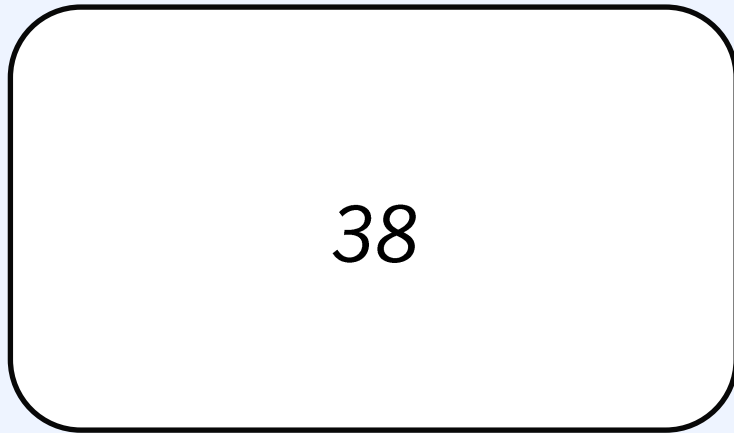
9

22.09.25

LQ: Can I represent numbers?

We are going to work together to practise number representation.

Write number 38 in the middle of your board just like mine.



What representations can I draw?

Copy what I do and then think of your own representations.

Tuesday 23rd September 2025

23.09.25

Mental Maths

Write your numbers in 10s forwards and then backwards.

forwards



backwards





LQ: Can I represent numbers?

Steps to Success:

I can partition a number and identify the tens.

I can partition a number and identify the ones.

I can represent a given number in different ways using pictorial representations.

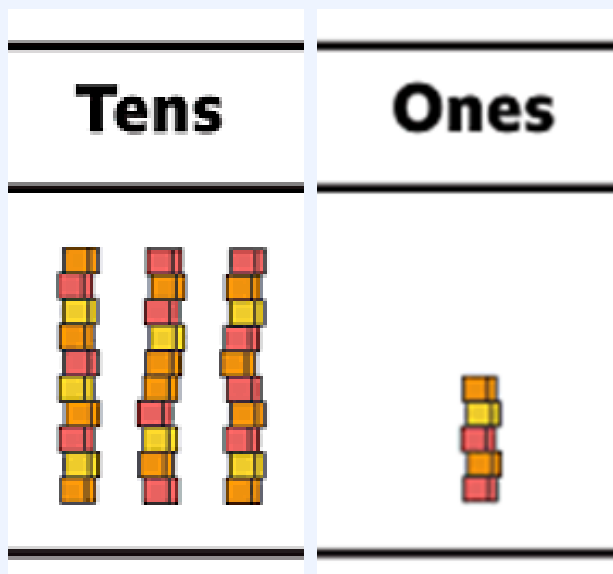



★ *Star Words* ★

numbers



counting on



tens

ones

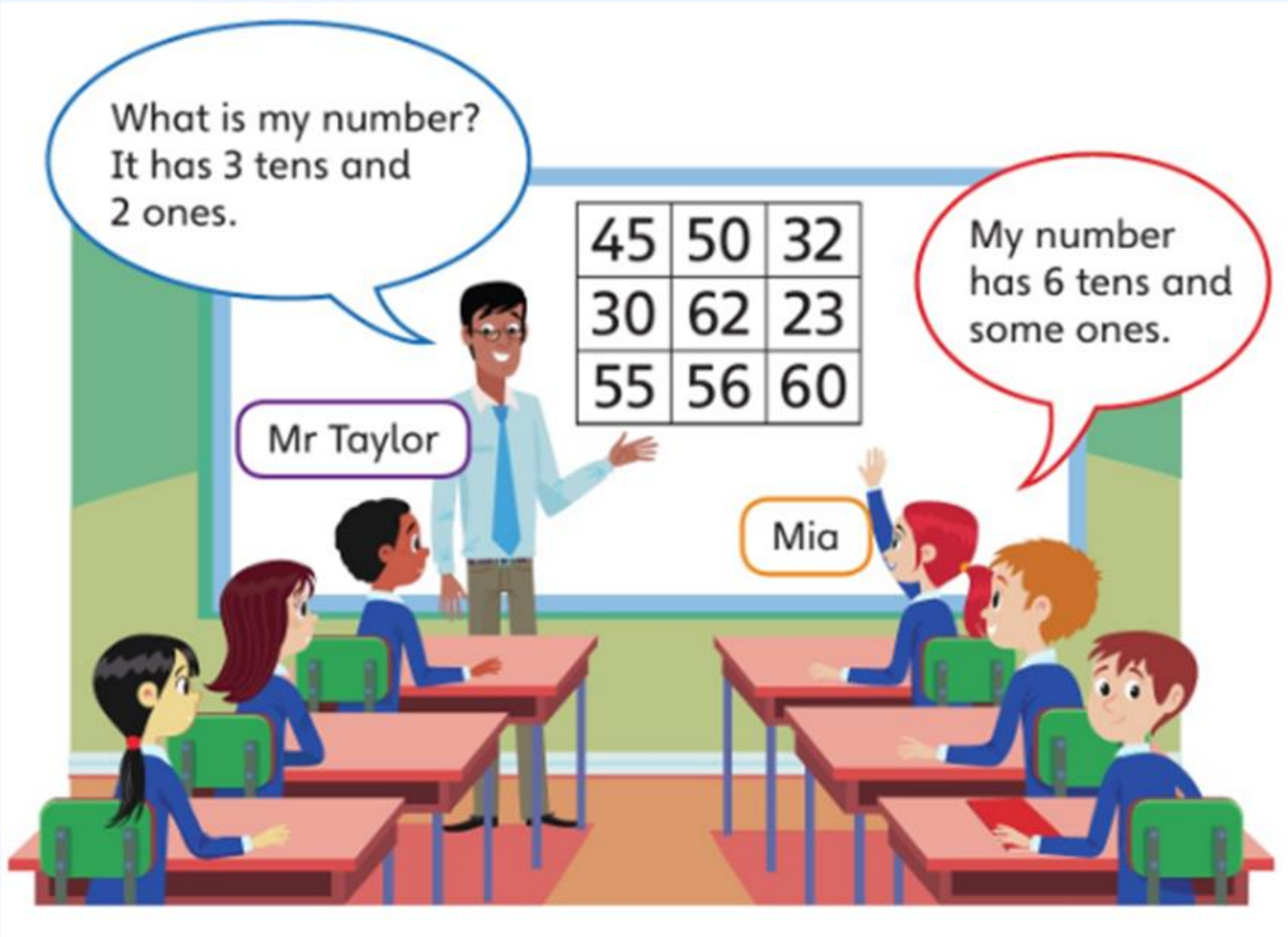


representations



23.09.25

LQ: Can I represent numbers?



What is Mr Taylor's number?

What is Mia's number?

Whose number is easier to find?

*TPs: How many numbers in
the picture have 3 tens?*

How do you know?

23.09.25

LQ: *Can I represent numbers?*

Mr Taylor and Mia have used the place value grid to represent their numbers.

Mr Taylor's number has 3 tens and 2 ones.

Tens	Ones
	
3	2

Mr Taylor's number is 32.

Mia's number has 6 tens and some ones.

Tens	Ones
	
6	2

62 has 6 tens and 2 ones.

Mia's number is 62.

23.09.25

LQ: *Can I represent numbers?*

Yesterday we represented numbers using different resources and the pictorial method.

Today we are going to represent numbers in different ways using the pictorial method.



Base 10 	Ten Frame 				
Straws 	Place Value Grid <table border="1"><thead><tr><th>Tens</th><th>Ones</th></tr></thead><tbody><tr><td></td><td></td></tr></tbody></table>	Tens	Ones		
Tens	Ones				

25

Self assessment

Do you understand how 25 has been represented in four different ways?

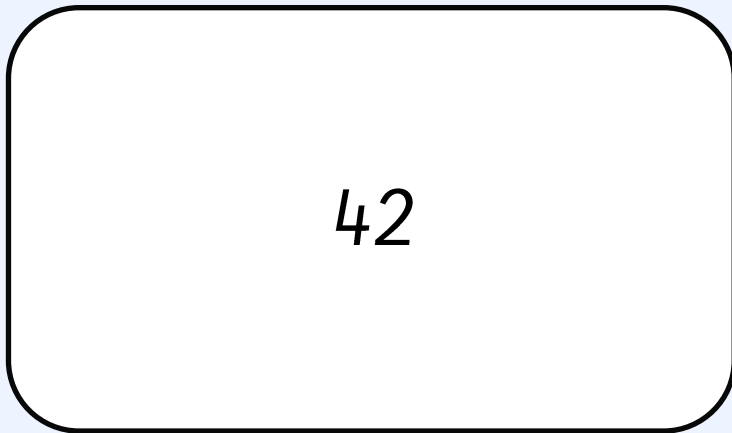


23.09.25

LQ: Can I represent numbers?

We are going to work together to practise number representation.

Write number 42 in the middle of your board just like mine.



What representations can I draw?

Copy what I do and then think of your own representations.

23.09.25

Task

LQ: Can I represent numbers?

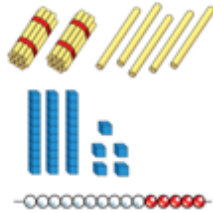
★ number, represent, tens, ones, pictures ★

1. Choose a number and represent the number in different ways. Write how you represented your numbers.



Sentence Starter:
I represented my number by drawing...

2. Match the number to the correct representation.



One ten and five ones

Thirty-five

25

Sentence Starter:

The bead is _____.

The straws are _____.

The dienes are _____.

3. How many 2-digit numbers can you make with these number cards? List them.




Write the numbers you have made in order from **least** to **most**.

Today I worked with a partner to represent a chosen number using different resources. We placed the number in the middle of the paper and used different resources to make that number. Then I explained how I represented my number.

Next steps: Explain how you represented the numbers.

Sentence Stem:

I used _____ and _____ to represent number _____.



Self assessment

Do you understand the tasks?



Wednesday 24th September 2025

24.09.25

Mental Maths

Order the number from least to most.

Tell your partner which is least, which one is most and explain how you know this.

49

12

37



LQ: Can I compare numbers?

Steps to Success:



I can use the words greater than, less than and equal to compare two numbers.

I can use the signs $>$, $<$ or $=$ to compare two numbers.

I can double check my answers using the resources.

★ *Star Words* ★

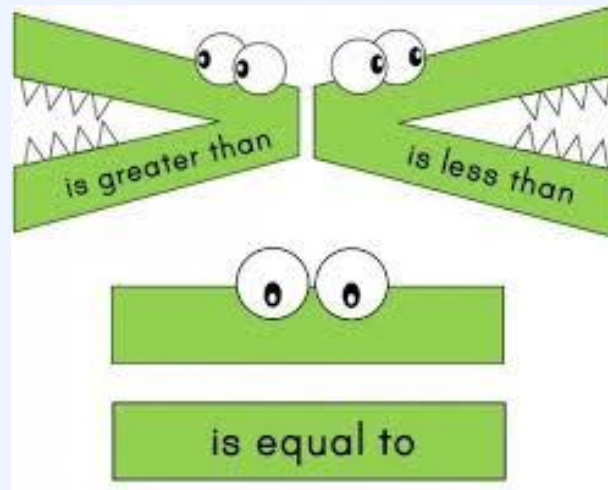


numbers



compare

greater than



less than

equals to

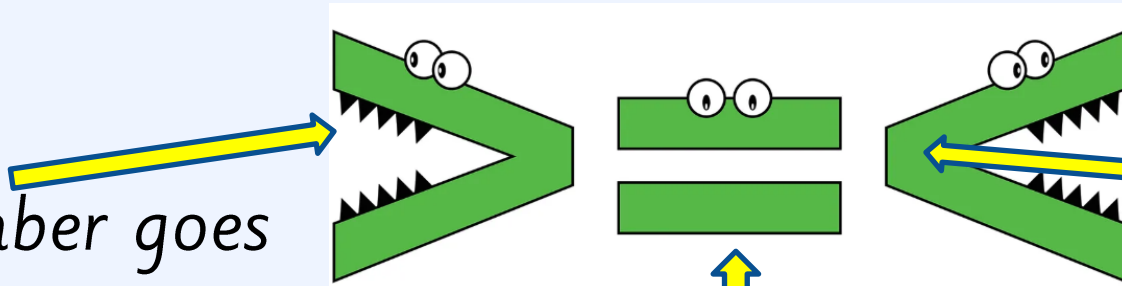


Today we are going to compare numbers using these symbols .

TP – What do you remember about these symbols?

Greater than -

The bigger number goes
on the open side.



Less than -


The smaller number
goes on the closed side.

Equal to -

This means both numbers
on either side are the same.

Self assessment

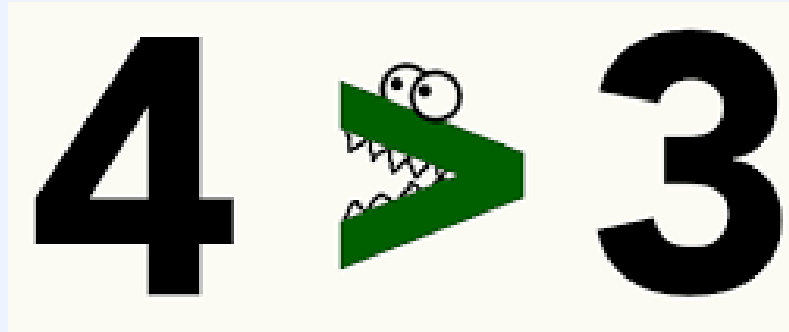
Do you understand what the
symbols mean?



24.09.25

LQ: Can I compare numbers?

When you see this symbol think of it as a big mouth trying to eat the bigger number.



What side is the bigger number on?

What side is the smaller number on?

<https://www.youtube.com/watch?v=q4RiCfDvsGc>



24.09.25

LQ: Can I compare numbers?

What numbers are these?

$$70 > 64$$

I need to put the 'greater than' symbol in between the numbers because 70 is greater than 64.

We can say:

The crocodile always eats the bigger number.

24.09.25

LQ: Can I compare numbers?

Lets practise comparing numbers.

Write numbers _____ and _____ on your board.

Use the $<$ $>$ and $=$ symbols to compare the numbers.

___ is greater than
___.

___ is less than ___.

___ is equal to ___.

24.09.25

LQ: Can I compare numbers? Task

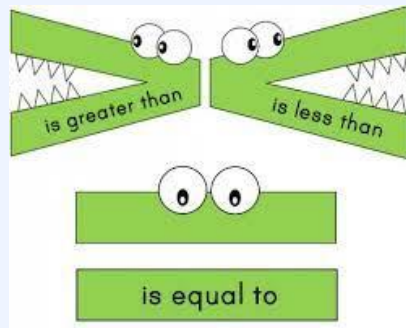
Work in pairs to choose two number cards, write the numbers on your whiteboard and write the compare symbol to explain which is **less than**, **greater than** or **equal to**. You can use dienes to help you.

Sentence Stems:

_____ is greater than _____.

_____ is less than _____.

_____ is equal to _____.



Self assessment

Do you understand the task?



Thursday 25th September 2025

25.09.25

Mental Maths

*Find one more than and one less than
for these numbers.*

41 37 24

*Remember to use the arrows to show
one less and one more*





LQ: Can I compare numbers?

Steps to Success:



I can use the words greater than, less than and equal to compare two numbers.

I can use the signs $>$, $<$ or $=$ to compare two numbers.

I can double check my answers using the resources.

★ *Star Words* ★

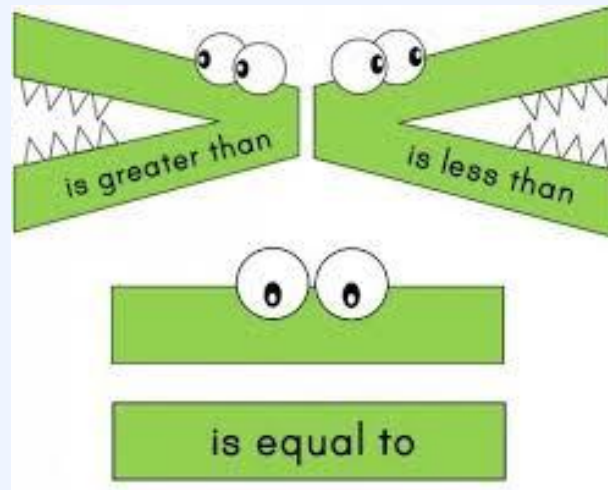


numbers



compare

greater than



less than

equals to



25.09.25

LQ: Can I compare numbers?

Yesterday we practised comparing numbers. Today we are going to continue with comparing numbers.

TP- How do we compare numbers?

What symbols do we use?

What do the symbols mean?



25.09.25

LQ: Can I compare numbers?

Lets complete these statements using the symbols $<$, $>$ and $=$.

12 **35** **8** **10**

43 **27** **88** **91**

36 **41** **77** **77**

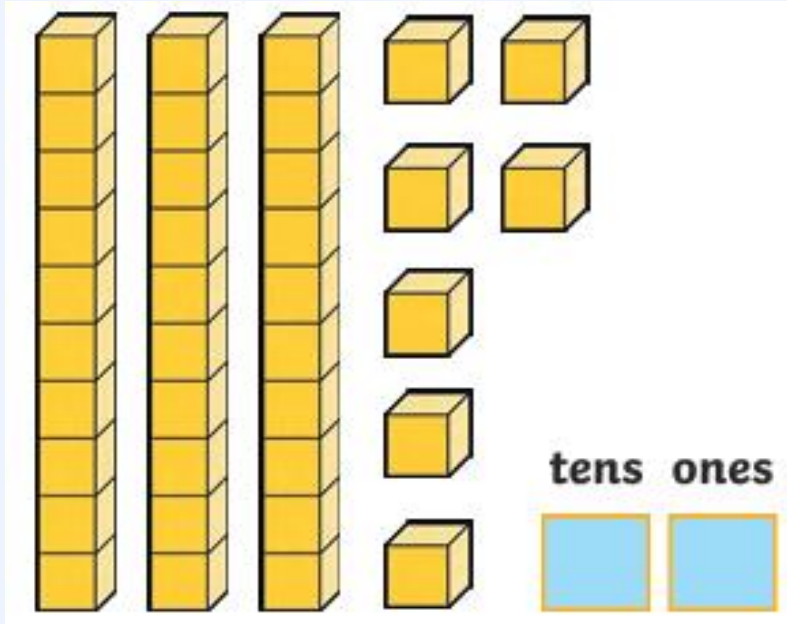
28 **92** **21** **98**

46 **32** **58** **57**

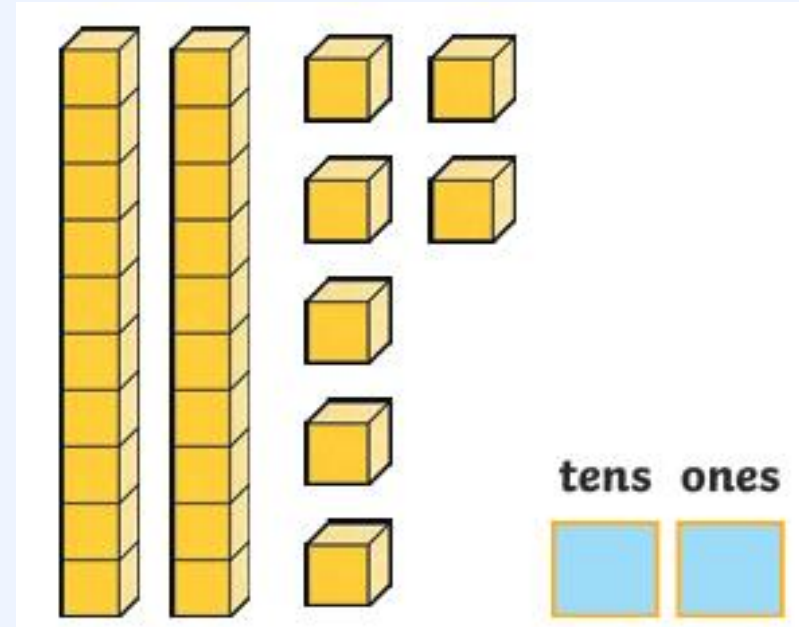
25.09.25

LQ: Can I compare numbers?

Coach O said he has compared the numbers.



>



Is his statement correct?

Yes, he is correct because...
No, he is incorrect because...



Friday 26th September 2025

24.09.21

Mental Maths

47

Draw different images to represent this number.





LQ: Can I count in 2s?

Steps to Success:



I can count forwards in 2's

I can record multiples of 2.


I can identify a pattern when counting in 2's.

★ Star Words ★

numbers



counting on



twos

1	2	3	4	5	6	7	8	9	10
11	12	13	14	15	16	17	18	19	20
21	22	23	24	25	26	27	28	29	30
31	32	33	34	35	36	37	38	39	40
41	42	43	44	45	46	47	48	49	50
51	52	53	54	55	56	57	58	59	60
61	62	63	64	65	66	67	68	69	70
71	72	73	74	75	76	77	78	79	80
81	82	83	84	85	86	87	88	89	90
91	92	93	94	95	96	97	98	99	100

100 square

multiples



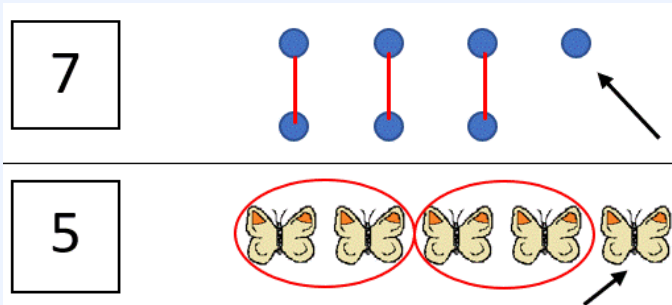
Today are going to count in 2s

TP- What do these words mean?

odd

Odd is a whole number that cannot be shared equally.

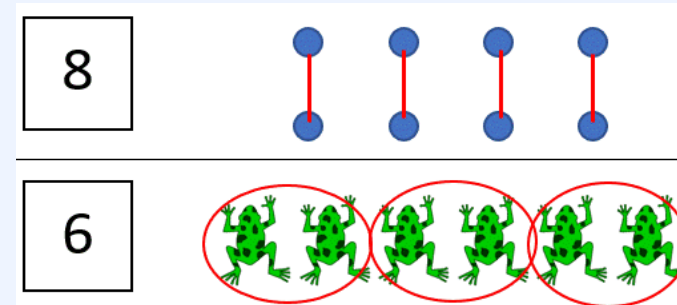
1	11	21	31	41	51	61	71	81	91
3	13	23	33	43	53	63	73	83	93
5	15	25	35	45	55	65	75	85	95
7	17	27	37	47	57	67	77	87	97
9	19	29	39	49	59	69	79	89	99



even

Even is a whole number that can be shared equally.

2	12	22	32	42	52	62	72	82	92
4	14	24	34	44	54	64	74	84	94
6	16	26	36	46	56	66	76	86	96
8	18	28	38	48	58	68	78	88	98
10	20	30	40	50	60	70	80	90	100



26.09.25

LQ: Can I count in 2s?

Here are some numbers:

Odd

5

11

13

37

49

Even

2

14

26

38

40

Odd numbers end
with 1, 3, 5, 7 and 9.

Even numbers end
with 0, 2, 4, 6 and 8.



https://www.youtube.com/watch?v=-kHtGbnYKGc&list=RD-kHtGbnYKGc&start_radio=1

26.09.25

LQ: Can I count in 2s?

Let's count the socks in 2s!



TP- What is the best way to count these socks?

26.09.25

LQ: Can I count in 2s?

The white columns show counting in 2s.

1	2	3	4	5	6	7	8	9	10
11	12	13	14	15	16	17	18	19	20
21	22	23	24	25	26	27	28	29	30
31	32	33	34	35	36	37	38	39	40
41	42	43	44	45	46	47	48	49	50
51	52	53	54	55	56	57	58	59	60
61	62	63	64	65	66	67	68	69	70
71	72	73	74	75	76	77	78	79	80
81	82	83	84	85	86	87	88	89	90
91	92	93	94	95	96	97	98	99	100

Always remember when we count in twos, the numbers will always be even.

What number patterns can you see?

Challenge: Can you count in 2s starting from an odd number?

26.09.25

Task

LQ: Can I count in 2s?

★ number, even, counting in 2s, multiples ★


1. Colour in the multiples of 2s on the 100 square below.

What numbers do even numbers end in?

Sentence starter:
Even numbers end in ...

2. Copy the number track and count backwards to complete the number track. You can use a 100 square to help you.

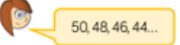

?	?	?	40	42	44	46
---	---	---	----	----	----	----



If you continue counting, will you say the number 25? Explain.

Sentence starter:
I will/will not count 25 because...

3. Rosie counts backwards from 50 in 2s.
Amir counts up from 12 in 2s.

They say their numbers together.

Who will say 30 first?

Sentence starter:
_____ will say 30 first because...

1.

1	2	3	4	5	6	7	8	9	10
11	12	13	14	15	16	17	18	19	20
21	22	23	24	25	26	27	28	29	30
31	32	33	34	35	36	37	38	39	40
41	42	43	44	45	46	47	48	49	50
51	52	53	54	55	56	57	58	59	60
61	62	63	64	65	66	67	68	69	70
71	72	73	74	75	76	77	78	79	80
81	82	83	84	85	86	87	88	89	90
91	92	93	94	95	96	97	98	99	100

Today I used cubes to make towers of 2s up to 30. Then I wrote the numerals under each tower of cubes in 2s to represent counting in multiples of 2s. SEN-NTE

Self assessment
Do you understand the tasks?

