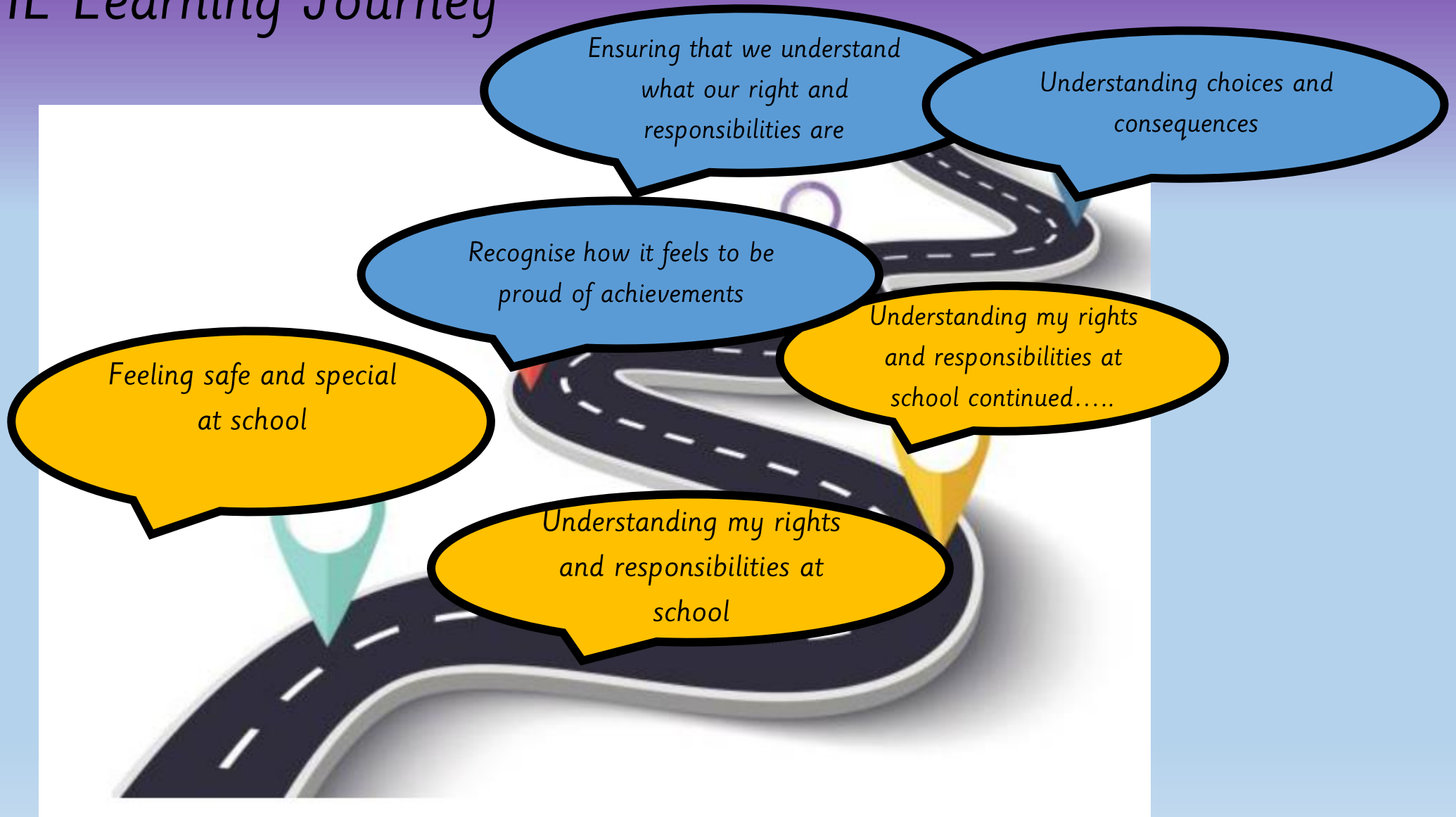


# Our PSHE Learning Journey

Key vocabulary:

Thankful  
God  
Allah  
Brahin  
Grateful  
Harvest





PSHE

Week 4

Monday 22nd September 2025



Starter

*Sit in a circle. Name children 1-4.  
Then say all the ones stand up and crawl across the  
classroom to find another seat. All the two stand up  
and swim across the classroom to find another seat  
ect.*

Monday 22nd September 2025



*LQ: Can I understand the rights and responsibilities of being a member of my class?*

*Steps to success*



*I know how to make my class a safe place for everybody to learn.*

*I can suggest a classroom rule.*

# Star words



*Belonging*



*Rights*



*Responsibilities*



*LQ: Can I understand the rights and responsibilities of being a member of my class?*

*Calm me*



*Ring the chime . Stay silent so you can hear the chime.*

*What thing that makes you happy will you think of?*

*LQ: Can I understand the rights and responsibilities of being a member of my class?*

*Monday 22nd September 2025*


*Last week we talked about rights and responsibilities.*

*What do you remember?*

*What does rights mean?*

*What does responsibility mean?*

*Look at the pictures. Are the children given the right to learn?*



*LQ: Can I understand the rights and responsibilities of being a member of my class?*

*Monday 22nd September 2025*

*Right to learn*



*Right to learn*



*Right to feel safe*





*Right to be heard*



*Responsible to listen*



*Responsible to be kind*

**Self Assessment**

Do you know what rights and responsibilities are?



LQ: Can I understand the rights and responsibilities of being a member of my class?

Monday 22nd September 2025

## Rights and responsibilities

Let's go round the circle and think about what allows a class to have good learning. When you hold Jigsaw Jack you can say a rule that you think is important for us to follow to make sure everyone learns.



### *Don't forget the circle rules*

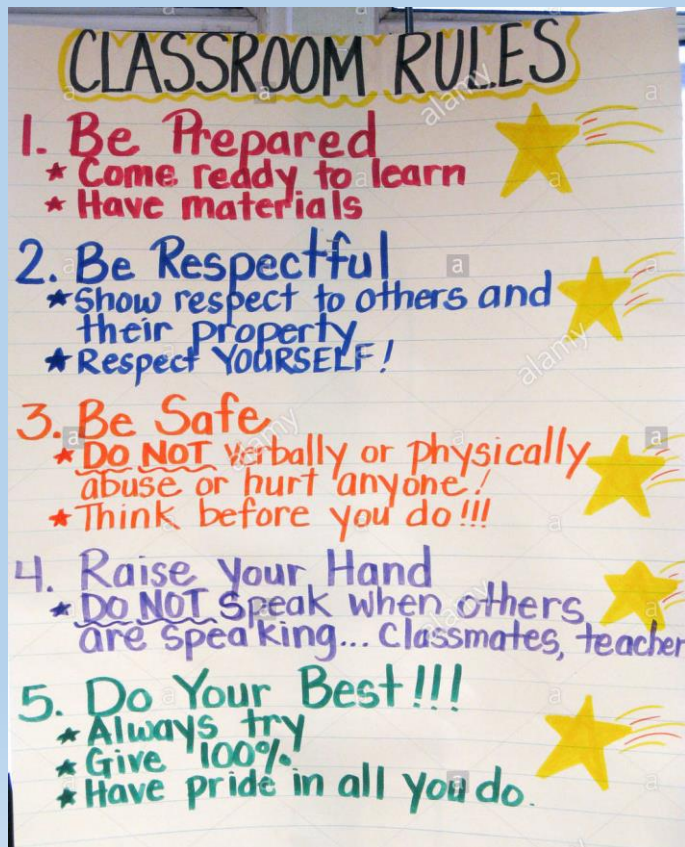
- 1. Respect each other in the circle- Only one person can speak at a time.*
- 2. You have the right to pass- You do not HAVE to speak only speak if you feel comfortable.*
- 3. Confidentiality- Don't use peoples names when telling a story of someone who upset you. Just say "somebody" this is so if the person is one of your friends in the room they do need feel embarrassed.*

LQ: Can I understand the rights and responsibilities of being a member of my class?

Monday 22nd September 2025

## TASK

We are going to write our rules for learning as a class and display them in our classroom.  
Make sure you follow them!



### Self Assessment

Do you understand what you are being asked to do?

