

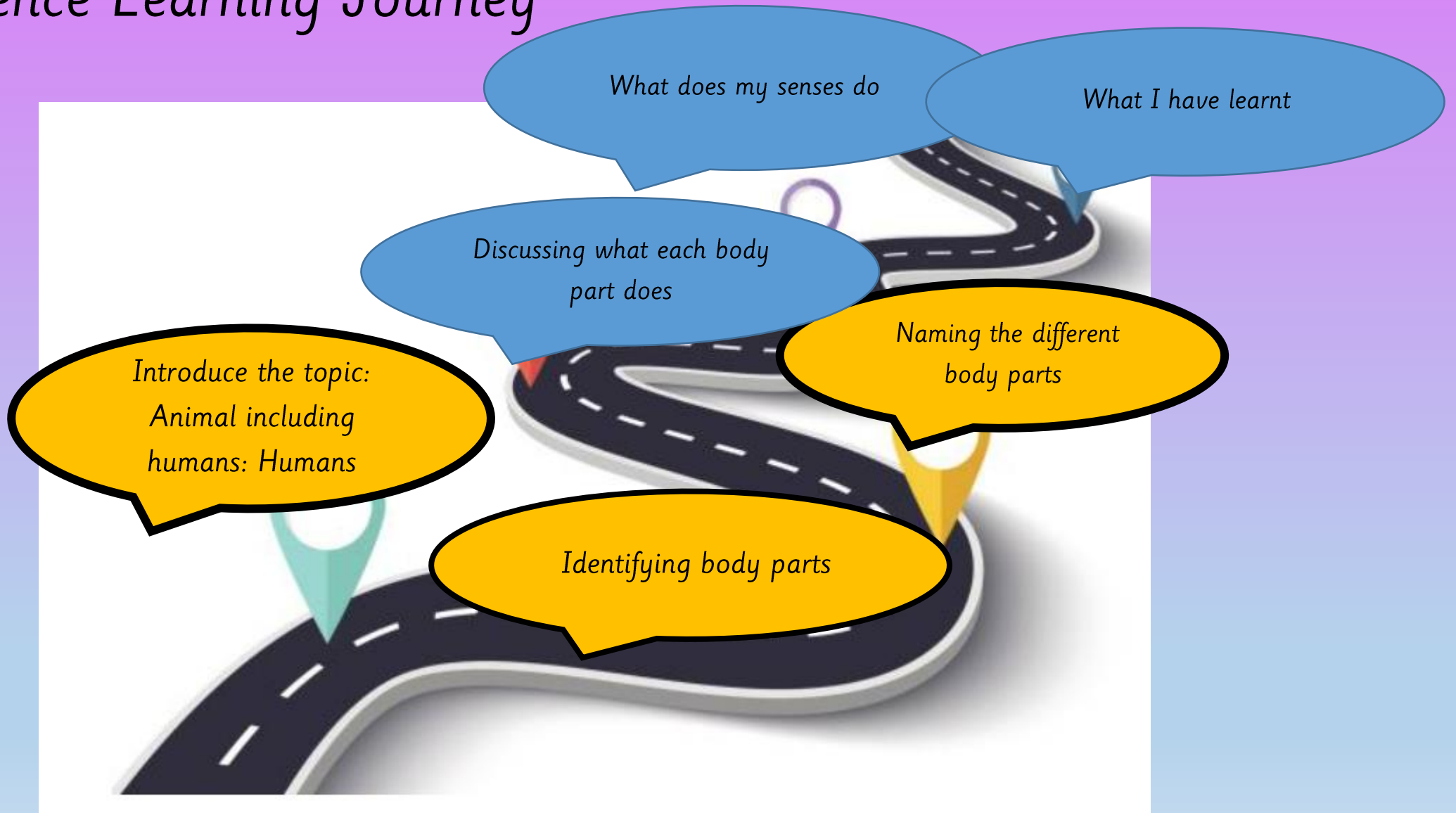


Animals including Humans – Humans
Week 4


Our Science Learning Journey

Key vocabulary:

Hands
Feet
Head
Toes
Fingers
Senses
Touch
Taste
Smell
Sight




Star words



Ankle



Shoulder



Chest




Monday 22nd September 2025



LQ: Can I identify and name the different parts of my body?

Steps to success



All-I can identify the different parts of my body

Most-I can draw and label the different parts of the body

Some- I can identify how different parts of my body works

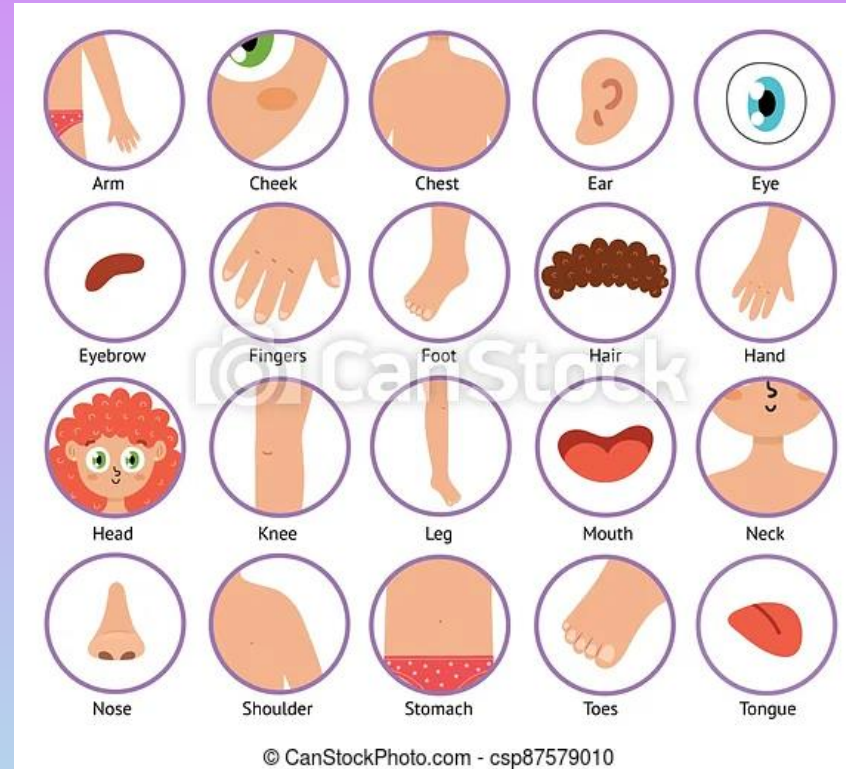
Starter

Lets sing heads shoulder knees and toes.
Join in with your class.



LQ: Can I identify and name the different parts of my body?

Today we will be labelling parts of the body



Draw around someone's body and label the different parts. What body parts can you think of?

Self Assessment












Do you know how to name your body parts?

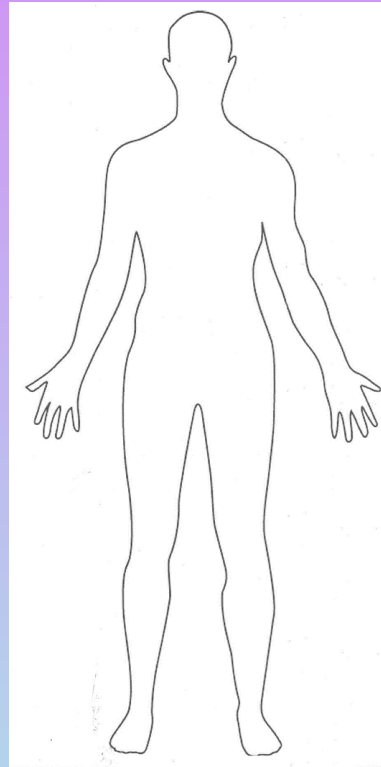








LQ: Can I identify and name the different parts of my body?

TASKS

Label the parts of the body.

eyes 	head 	ear 
mouth 	finger 	arm 
knee 	toe 	foot 
hand 	legs 	



 Arm	 Cheek	 Chest	 Ear	 Eye
 Eyebrow	 Fingers	 Foot	 Hair	 Hand
 Head	 Knee	 Leg	 Mouth	 Neck
 Nose	 Shoulder	 Stomach	 Toes	 Tongue

© CanStockPhoto.com - csp87579010

Remember to write neatly and draw lines coming from the correct part of the body.

Self Assessment
Do you understand what you have to do?