

Our English Learning Journey

Key Vocabulary:

Adjectives

Using senses

Verbs

Story structure

Alternative ending

George's Marvellous Medicine

Understanding the story

Shared Write

Identifying the features
of the genre

Writing and editing
the alternative ending
to the story

Planning an
alternative ending
to the story

Publishing the
alternative ending
to the story

Monday 6th October 2025

ghastly

Do you know what this word means?

Definition: causing great horror, fear or something unpleasant

Sentence

The smell of the bins was ghastly.

Synonyms

shocking

horrible

unpleasant

TP- Can you use it in a sentence?

Monday 6th October 2025



LQ: Can I understand text?

Steps to Success



I can listen to a story.

I can answer a question in a full sentence.

I can explain my reasoning.

★ STAR WORDS ★

reading



understand




story



character


Georges Marvelous Medicine



Discussion lesson

Today we will be exploring our new text

George's Marvellous Medicine



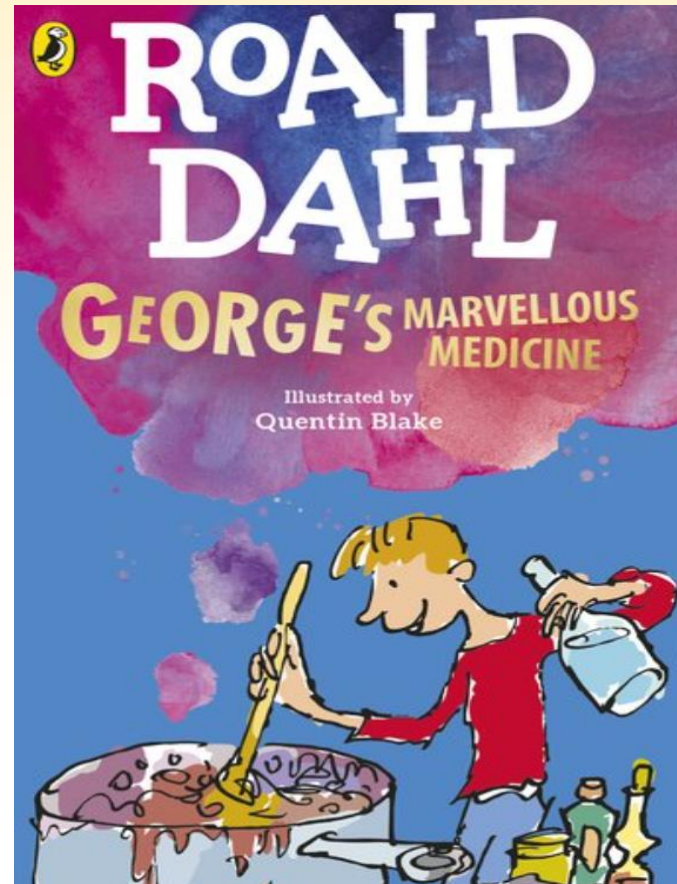
We will spend this lesson reading and listening to the story and familiarising ourselves with the text.

Discussion lesson

TP: What do you predict will happen in the story?

TP: What does the illustration show?

TP: Who is the author?



Discussion lesson

If CT doesn't have a hard copy of the book, online links are below

Part 1

[Part 1/3 of George's Marvellous Medicine by Roald Dahl. Read-aloud/audiobook with illustrations.](#)

Part 2

[Part 2/3 of George's Marvellous Medicine by Roald Dahl. Read-aloud/audiobook with illustrations.](#)

Part 3

[Part 3/3 OF George's Marvellous Medicine by Roald Dahl. Read-aloud/audiobook with illustrations.](#)

Self Assessment

Do you understand the text?



Tuesday 7th October 2025

Let's warm up our brains!

TPs – Tell your partner a sentence with one of our words of the week.

astonished

Definition: when you are surprised or impressed.

Example sentence:

He was *astonished* when he opened the door.

chaotic

Definition: to be in a state of complete confusion or disorder.

Example sentence:

The children were *chaotic* in the sweet shop.

coax

Definition: to persuade or convince someone to do something.

Example sentence:

Miss Williams *coaxed* Ms Coke to buy her chocolate.

combine

Definition: to join or merge things together

Example sentence:

I like to *combine* my cereal and milk.

Tuesday 7th October 2025



LQ: Can I answer questions about a text?

Steps to Success



I can listen to a story.

I can answer a question in a full sentence.

I can explain my reasoning.

★ STAR WORDS ★

reading



understand




story




character

Georges Marvelous Medicine



TPs - Have you enjoyed reading George's Marvellous Medicine? Why? Why not?



👍 I have enjoyed reading the story because_____.

👎 I have not enjoyed reading the story because_____.

Today we are going to answer questions about the story.

TPs- What happened in the story?

Example question:

What was George's Grandma like? Describe her.

George's Grandma was_____.

Talk Partners:

Partner 1: Why did George need to make the medicine brown?

George needed to make the medicine brown because___.

Partner 2: What would you do to George's Grandma to scare her?

I would scare George's Grandma by___.

Talk Partners:

TP: Why does George hate his grandma?

George hates grandma because ____.

Partners 1 & 2: What was your favourite part of the story?

My favourite part of the story was when ____.

Self Assessment

Do you understand how to
answer questions?



Tuesday 7th October 2025

LQ: Can I answer questions about a text?

Task

Answer the questions in full sentences in your books.

1. What was the boy's name?
2. What was George's Grandma like?
3. What colour was the medicine?
4. Who did George give the medicine to?
5. What was your favourite part of the story?



1. Why didn't George have any other children to play with?

George didn't have any other children to play with because...

2. Why does George hate his Grandma?

George hates his Grandma because...

3. Why did George need to make the medicine brown?

George needed to make the medicine brown because...

4. Would you give Grandma another dose of medicine? Why/Why not?

I would give Grandma another dose of medicine because..

I would not give Grandma another dose of medicine because..

5. What was your favourite part of the story?


My favourite part of the story was when...

Answer in full sentences

1. Why does George hate his Grandma?
2. Why wasn't George allowed to go into the medicine cabinet?
3. Describe the first thing that happened to Grandma when she took the medicine.
4. What would you do to George's Grandma to scare her?
5. Sometimes medicine can taste nasty. Tell me about the worst medicine you have ever had to taste. Write a least three sentences.

Self Assessment

Do you understand the task?



CT to explicitly model how each child should respond to the questions in their book PTO

For teachers

1. What was the boy's name?
2. What was George's Grandma like?
3. What colour was the medicine?
4. Who did George give the medicine to?
5. What was your favourite part of the story?



1. Why didn't George have any other children to play with?

George didn't have any other children to play with because...

2. Why does George hate his Grandma?

George hates his Grandma because...

3. Why did George need to make the medicine brown?

George needed to make the medicine brown because...

4. Would you give Grandma another dose of medicine? Why/Why not?

I would give Grandma another dose of medicine because..

I would not give Grandma another dose of medicine because..

5. What was your favourite part of the story?

My favourite part of the story was when...

Answer in full sentences

1. Why does George hate his Grandma?

2. Why wasn't George allowed to go into the medicine cabinet?

3. Describe the first thing that happened to Grandma when she took the medicine.

4. What would you do to George's Grandma to scare her?

5. Sometimes medicine can taste nasty. Tell me about the worst medicine you have ever had to taste. Write a least three sentences.

EX GD

Answer in full sentences in their book (sheet NOT stuck in, on tables) using conjunctions 'and & because' to join 2 ideas together.

SEN NTE


Write number 1 in their book (below the sheet) and answer questions ect.

WT

Write the stem sentence (in red) and answer questions in book (below the sheet).

Wednesday 8th October 2025

Let's warm up our brains!



*Let's orally create a story
about this image*

Remember to include:

Your senses

Nouns

Adjectives

Verbs

Full sentences

Think about:

*What are they doing? How
are they feeling?*

Wednesday 8th October
2025



LQ: Can I order a story?

Steps to Success



I know what happened in the story.

I can vocalise the story in the correct order.

I can put pictures from the story in the correct order.

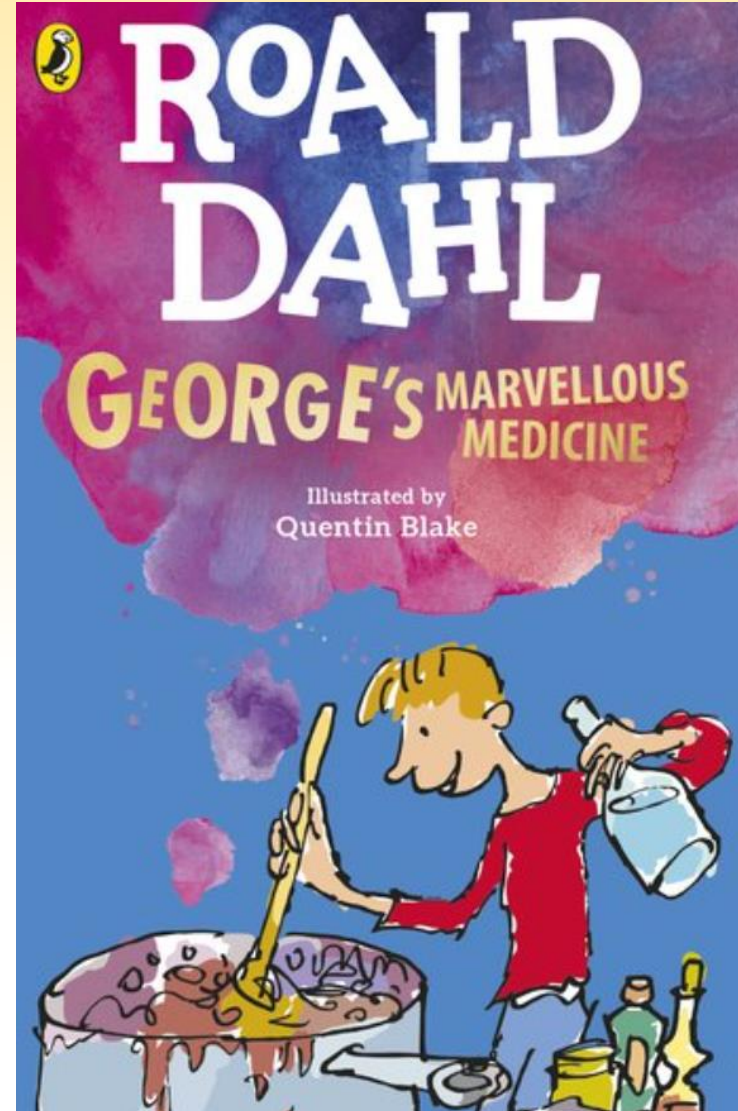
LQ: Can I order a story?

Wednesday 8th October 2025

Today we are going to be
sequencing the story

TPs – What does sequencing
mean?

Sequencing is the order in
which events happen.



TPs – What happened in the story of George's Marvellous Medicine?




In the beginning ____.

In the middle ____.


At the end ____.

TPs – What happened at the beginning? What happened next?



Task

Cut and stick the pictures in the correct order in your books.






NS: What character is your favourite and why?

My favourite character is ___ because ___.

Children to have their books landscape and number each image

Self - Assessment:
Do you understand what to do?

Wednesday 8th October

2025

LQ: Can I order a story?

Thursday 9th October 2025

Let's warm up our brains!

TPs: Vocalise a story for this picture.

Think about:

Who is she?

What does she want?

What is her problem?

*How will her problem
get solved?*

*Will she have a happy
ending?*



Thursday 9th October 2025



LQ: Can I understand how stories are structured?

Steps to Success



I know the importance of a story structure

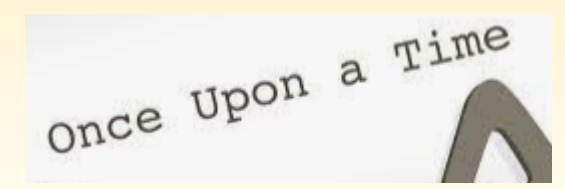
I know all stories follow a story structure.

I can identify key features of a long narrative.

STAR WORDS



beginning




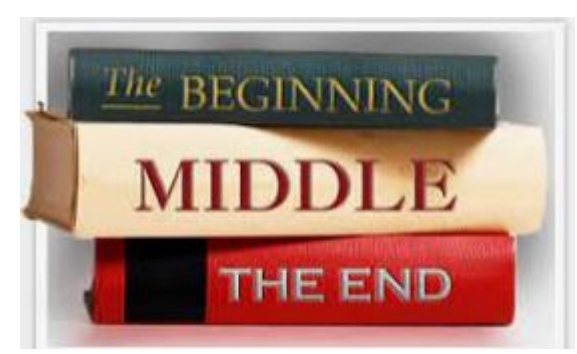
end




*story
structure*



middle



character



Over the next few weeks, the children are going to be writing an alternative ending of George's Marvellous Medicine.

All stories have the following structure:

Somebody Tries - (this is where the author introduces the character and there is a character description).

To get what they want – (the author explains what the character wants/ is longing for).

Oh no! What's in the way – (this author explains the problem the character has).

Rescued Now, what happens next – (the author explains how the character's problem was solved).

You'll have to see, hooray! (the author gives a happy or cliff hanger ending).

Discussion lesson

We are going to listen to a story

Think about the story structure:


Somebody Tries

To get what they want

Oh no! What's in the way

Rescued Now, what happens next

You'll have to see, hooray!



<https://www.youtube.com/watch?v=F5HEw1H2H60>

Discussion lesson

TPs- what is the 'Somebody Tries'?

Who is the first character that is introduced?

The mouse

TPs- what is the 'To get what they want'?

What did the first character want to do?

Take a stroll through the deep dark woods

Discussion lesson

TPs- what is the 'Oh no what's in the way'?

What was the mouse's problem?

The woodland animals wanted to eat it and it met a real Gruffalo who also wanted to eat it.

TPs- what is the 'Rescued now, what happens next'?

How was the problem solved?

The mouse walked through the deep dark woods with the Gruffalo behind it. The other animals were scared of the Gruffalo and ran away. This led to the Gruffalo thinking the other animals were scared of the mouse.

Discussion lesson

TPs- what is the ‘*You’ll have to see – hooray*’?

Did the mouse have a happy or cliff hanger ending?

The mouse had a happy ending. It didn’t get eaten and sat on a branch eating an acorn.

Discussion lesson

We are going to listen to another story

Think about the story structure:


Somebody Tries

To get what they want

Oh no! What's in the way

Rescued Now, what happens next

You'll have to see, hooray!



<https://www.youtube.com/watch?v=9U9y35kWBvM>

Discussion lesson

TPs- what is the 'Somebody Tries'?

Who is the main character?

Mr bear

TPs- what is the 'To get what they want'?

What did the main character want?

To sleep because he was tired.

Discussion lesson

TPs- what is the 'Oh no what's in the way'?

What was Mr bear's problem?

He couldn't sleep because everywhere he went there was too much noise

TPs- what is the 'Rescued now, what happens next'?

How was the problem solved?

Baby bear was fast asleep and Mrs bear turned over and wasn't snoring anymore. Mr bear finally was able to get some sleep.

Discussion lesson

TPs- what is the ‘You’ll have to see – hooray’?

Did Mr bear have a happy or cliff hanger ending?

Mr bear had a cliff hanger ending because the alarm went off and we do not know if he got more sleep.

Self - Assessment:

Do you understand the ‘STORY’
structure?



Discussion lesson

The story structure even works for films!
We are going to watch a short film

Think about the story structure:

Somebody Tries

To get what they want

Oh no! What's in the way

Rescued Now, what happens next

You'll have to see, hooray!



<https://www.youtube.com/watch?v=38y1EWIE9I>

Discussion lesson

TPs- what is the 'Somebody Tries'?

Who is the main character?

The granny

TPs- what is the 'To get what they want'?

What did the main character want?

She wanted to eat a snack

Discussion lesson

TPs- what is the 'Oh no what's in the way'?

What was the granny's problem?

A man kept eating her snack

TPs- what is the 'Rescued now, what happens next'?

How was the problem solved?

She realised that she had her snack in her bag all along, she was actually eating the man's snack.

Discussion lesson

TPs- what is the ‘You’ll have to see – hooray’?

Did granny have a happy or cliff hanger ending?

The granny had a happy ending because she realised that the man was sharing his snack with her as her snack was in her bag.

Discussion lesson

Let's watch another a short film

Think about the story structure:

Somebody Tries

To get what they want

Oh no! What's in the way

Rescued Now, what happens next

You'll have to see, hooray!



https://www.youtube.com/watch?v=kNw8V_Fkw28

Discussion lesson

TPs- what is the 'Somebody Tries'?

Who is the main character?

The young girl

TPs- what is the 'To get what they want'?

What did the main character want?

To do her hair

Discussion lesson

TPs- what is the 'Oh no what's in the way'?

What was the girl's problem?

She couldn't do her hair properly and her dad couldn't help

TPs- what is the 'Rescued now, what happens next'?

How was the problem solved?

They followed a video of her mum showing the steps on how to do the girl's hair.

TPs- what is the ‘**You**’ll have to see – hooray’?

Did granny have a happy or cliff hanger ending?

The girl had a happy ending because her dad was able to do her hair and she went to visit her mum.

Self - Assessment:

Do you understand the ‘**STORY**’
structure?



Friday 10th October 2025

Friday 10th October 2025



LQ: Can I understand how stories are structured?

Steps to Success



I know the importance of a story structure

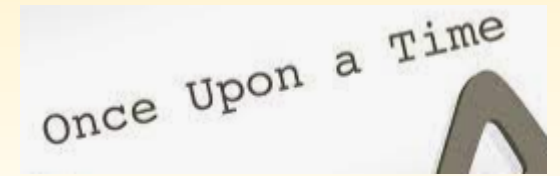
I know all stories follow a story structure.

I can place a story in the 'STORY' order.

STAR WORDS



beginning



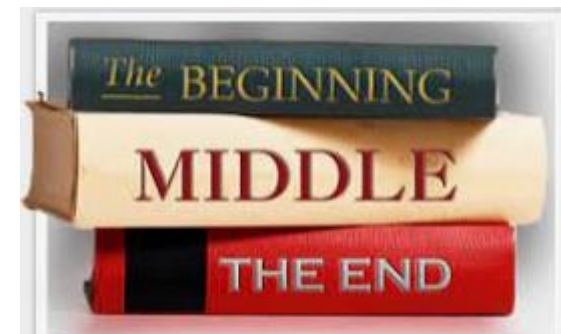
end



*story
structure*



middle



character



Recap

What are the features needed for a well-structured story?

Somebody Tries - (this is where the author introduces the character and there is a character description).

To get what they want – (the author explains what the character wants/ is longing for).

Oh no! What's in the way – (this author explains the problem the character has).

Rescued Now, what happens next – (the author explains how the character's problem was solved).

You'll have to see, hooray! (the author gives a happy or cliff hanger ending).

TPs- What is the S? T? O? R? Y?

Think about the story structure:

Somebody Tries

To get what they want

Oh no! What's in the way

Rescued Now, what happens next

You'll have to see, hooray!


S- The mouse

T- To take a stroll through the deep dark wood

O-Fox, Owl, Snake, Gruffalo want to eat him

R-The mouse tricks the other animals into thinking they're scared of him because they see the Gruffalo walking behind.

Y- The mouse scares the Gruffalo. Happy ending and gets to eat his acorn.



We are going to write the *STORY* structure for *George's Marvellous Medicine*

Think about the story structure:

Somebody Tries

To get what they want

Oh no! What's in the way

Rescued Now, what happens next

You'll have to see, hooray!



Self - Assessment:

Do you understand the '**STORY**' structure?




We are going to write the STORY structure for Georges Marvellous Medicine

Somebody Tries		
To get what they want		
Oh no! What's in the way		
Rescued now, what happens next		
You'll have to see hooray		

What is the S?





We are going to write the STORY structure for Georges Marvellous Medicine

<p>Somebody Tries</p>		<p>George</p>
<p>To get what they want</p>		
<p>Oh no! What's in the way</p>		
<p>Rescued now, what happens next</p>		
<p>You'll have to see hooray</p>		


What is the T?



Task: Today you are going to cut and stick pictures in the STORY structure for Georges Marvellous Medicine



George



To make a marvellous medicine




Grandma

What is the O?



Self - Assessment:

Do you understand what to do?



Task:

Today you are going to cut and stick pictures in the S.T.O.R.Y structure for Georges Marvellous Medicine the write the S.T.O.R.Y to match.



SEN EAL

Grandma	Gives her the medicine	Grandma disappears	George	To make medicine
Somebody Tries				
To get what they want				
Oh no! What's in the way				
Rescued now, what happens next				
You'll have to see hoosay				

E.g. stick the first image then write 'George'

Self - Assessment:

Do you understand what to do?

