



*Week 7*

# Our Art Learning Journey

## Key vocabulary:

explore, lines, marks, features, face, eyes, nose, ears, mouth, head, eye brows, tone, colour, shades, portrait, self-portrait, artists, collage, abstract, draw

Identify facial features

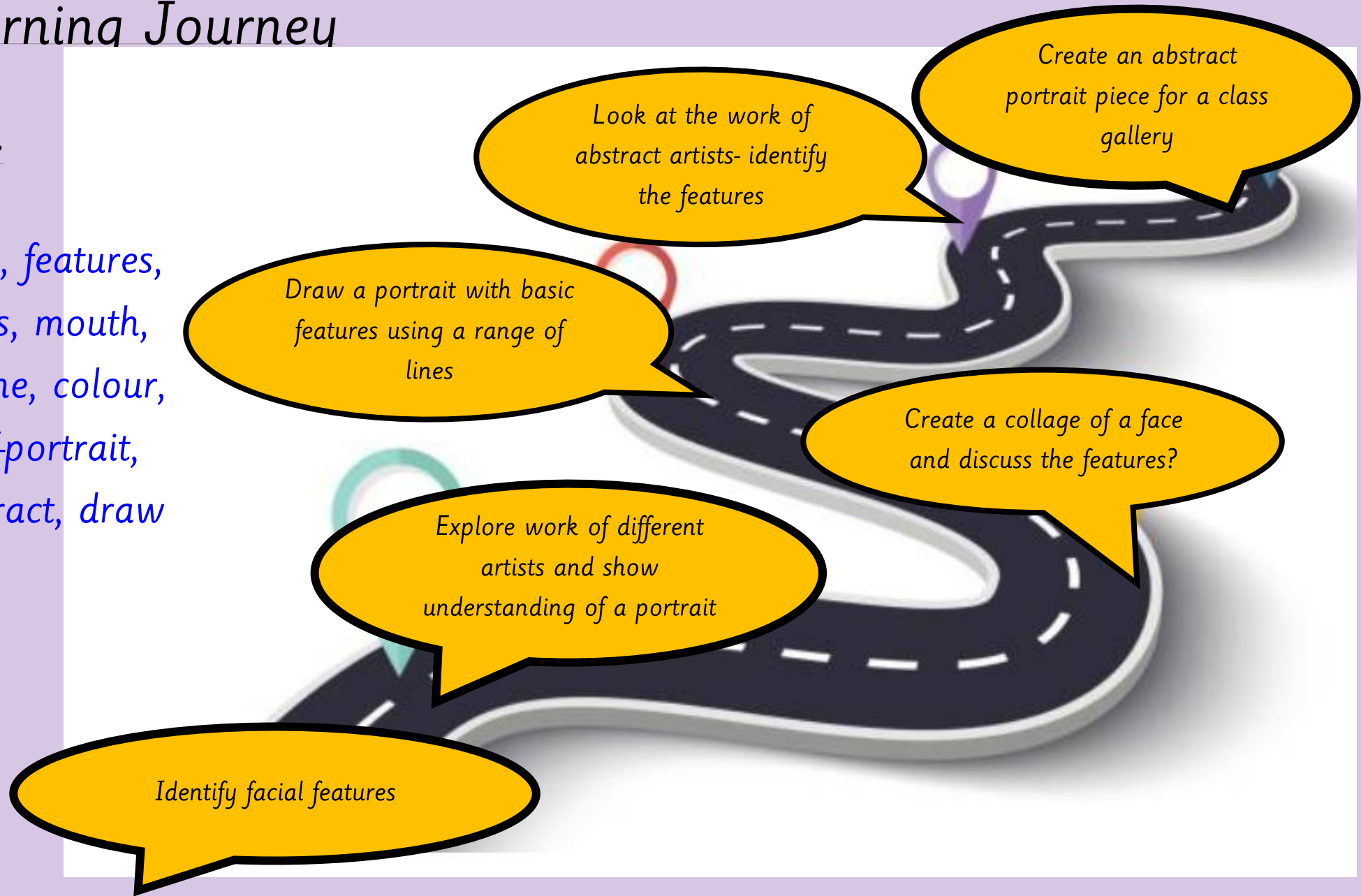
Explore work of different artists and show understanding of a portrait

Draw a portrait with basic features using a range of lines

Look at the work of abstract artists- identify the features

Create a collage of a face and discuss the features?

Create an abstract portrait piece for a class gallery





*LQ: Can I create an abstract portrait piece for a class gallery?*


### *Steps to success*



*All: I can create an abstract artwork inspired by abstract artists.*

*Most: I can comment on my artwork.*

*Some: I can evaluate my artwork and link it to abstract artist.*




*artist*



# Star words

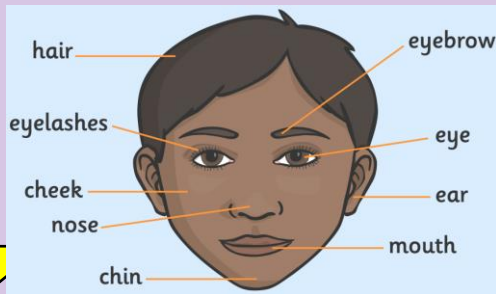
*abstract*



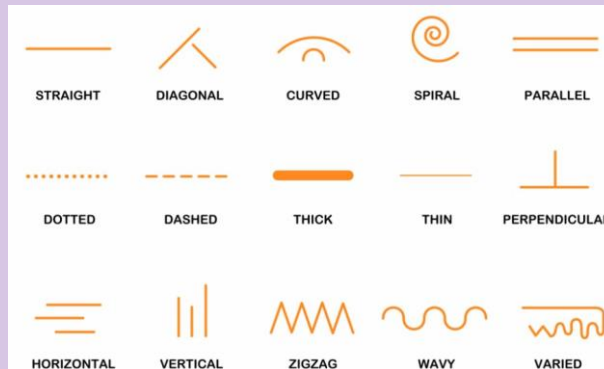
*front*



*features*



*lines*



*side view*



Today you are going to continue with your abstract art piece from last week and complete it. Then you are going to evaluate your artwork.



Note: Get children to complete artwork from last week first. Then continue with carpet input.

*Evaluate means to judge how you did something and think about how you can improve it (make it even better).*



*TPs: What do you like about these art pieces?*

*How can you improve it?*



To evaluate your work use the two stars and a wish method.

# Two Stars & a Wish



- ★ I really like the way you ...
- ★ I really like how you ...
- ★ I noticed you ...
- ★ My favourite part was when ...
- ★ I think the best thing about it was ...
- ★ It was interesting how you...
- ★ You grabbed my attention when ...
- ★ You should be proud of ...



- ★ If would be great if you...
- ★ I think you might want to ...
- ★ I would recommend it if you...
- ★ Next time maybe you could try ...
- ★ You can improve by...
- ★ It would be even better if you...



Self assessment

Do you understand how to  
evaluate your art piece?



## Task

Now evaluate it.



What do you like about your artwork?

How can you improve it?

Note: This is a discussion based lesson (No recording in books).

Take note of children who make a comment on the artwork to highlight in their books.

Display work on display board or washing with some child's voice as evidence.

Self assessment

Do you understand the task?

