

Our English Learning Journey

Key Vocabulary:

Adjectives

Using senses

Verbs

Story structure

Alternative ending

Understanding the story

Shared Write

Identifying the features of the genre

Writing and editing the alternative ending to the story

Planning an alternative ending to the story

Publishing the alternative ending to the story

ghastly

Do you know what this word means?

Definition: causing great horror, fear or something unpleasant

Sentence

The smell of the bins was ghastly.

Synonyms

shocking

horrible

unpleasant

TP- Can you use it in a sentence?

Monday 13th October 2025

Monday 13th October 2025



LQ: Can I consider what I am going to write?

Steps to Success



I can discuss different endings to a story.

I can act out an ending to a story.

I can come together to make a decision .



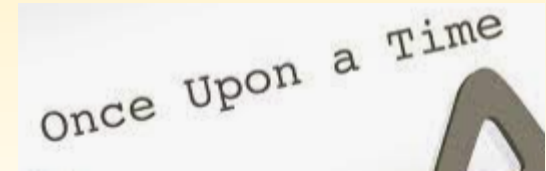
STAR WORDS



end



beginning



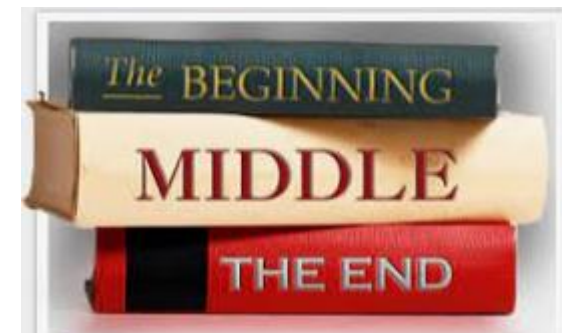
story
structure



middle



character



Recap

What are the features needed for a well structured story?

Somebody Tries - (this is where the author introduces the character and there is a character description). *The character is _____.*

To get what they want – (the author explains what the character wants/ is longing for).
George wants to make_____.

Oh no! **W**hat's in the way – (this author explains the problem the character has).
_____ is in the way.

Rescued **N**ow, **w**hat happens next – (the author explains how the character's problem was solved). *The problem was solved by_____.*

You'll have to see, hooray! (the author gives a happy or cliff hanger ending).
At the end_____.

Recap

Let's recap the story. What happens in the beginning and middle of the story?



In the beginning ____.

In the middle ____.

TPs – What happened to Grandma at the end of the story?

You are going to be authors and are going to change the end of the story.

TPs- What do you think should've happened to Granny when she took the medicine?



Let's write our ideas down on the board. Choose top 5 ideas.

(CT to make note for working wall)

Self - Assessment:

Do you understand how to order a story?



Task

Today you are going to work in groups acting out the different endings you have come up with. Then you will perform your ending to the rest of the class and we will chose the best one.

Discuss in your groups. Who will be grandma? Who is George? Who are George's parents?



Self - Assessment:

Do you understand what to do?



Tuesday 14th October 2025



STAR WORDS

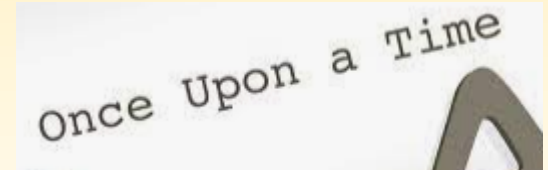


Bullet points • .

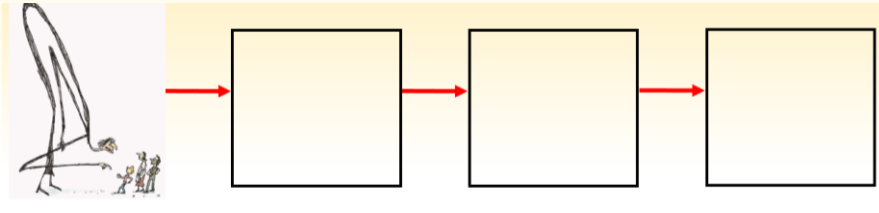
end



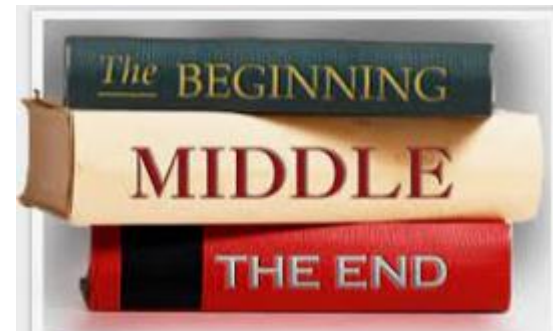
beginning



Plan



middle



character



Recap

What are the features needed for a well structured story?

Somebody Tries - (this is where the author introduces the character and there is a character description). *The character is _____.*

To get what they want – (the author explains what the character wants/ is longing for).
George wants to make_____.

Oh no! **W**hat's in the way – (this author explains the problem the character has).
_____ is in the way.

Rescued **N**ow, **w**hat happens next – (the author explains how the character's problem was solved). *The problem was solved by_____.*

You'll have to see, hooray! (the author gives a happy or cliff hanger ending).
At the end_____.

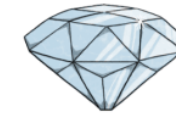
Recap

What are adjectives?

A describing word that adds more information to a noun (a person, place, thing or animal).



delicious
cake



sparkly
diamond



beautiful
flower

What are nouns?

A noun is a word that refers to a person, a place, a thing, or animal.



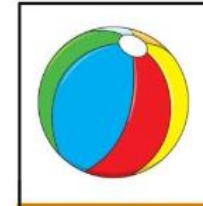
Doctor



School



Bear




Ball

Recap

What are verbs?

A verb is a word used to describe an action.



What do time adverbials tell us?

A word or phrase that tells you when, how often, or for how long something happens.

after	as soon as possible	before	earlier
eventually	finally	in the beginning	in the end
just at that moment	just then	later	meanwhile
next	several months later	suddenly	while
first	without warning	second	after that

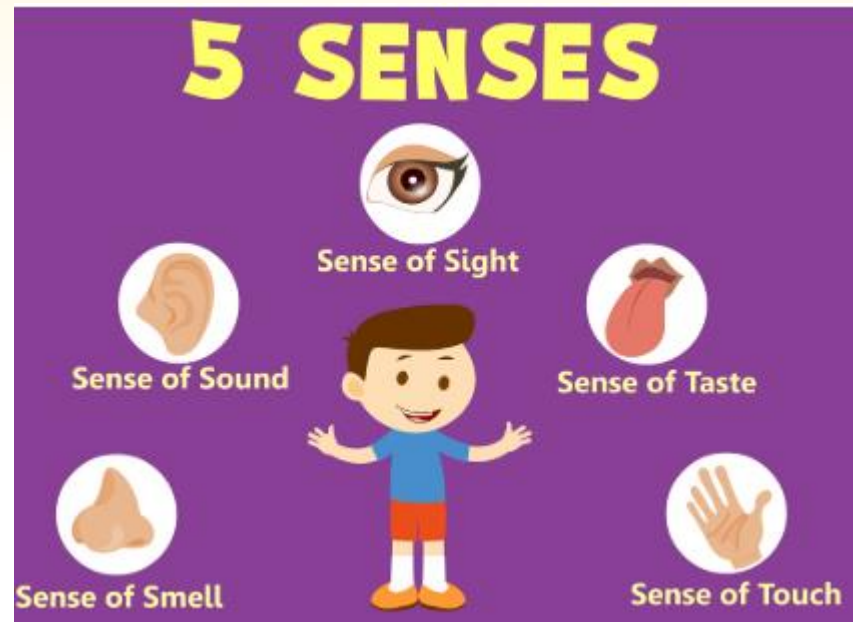
Children to recap time adverbials from year 1.
CT to quickly write them down for working wall.

Recap

What are senses?


Senses are the way the body gathers information about the world.

How many senses do we have?



Today you are going to plan your ending for the story 'George's Marvellous Medicine'. Yesterday we came up with alternative endings to Grandma disappearing. Let's decide what happens in more detail. *What will happen next?*

Time adverbials, verbs, adjectives, ending.



- Soon after
- Grandma shrinks
- Short legs, tiny fingers

- .
- .

CT to model drawing on each image and using bullet points notes under each image. Add and display on working wall

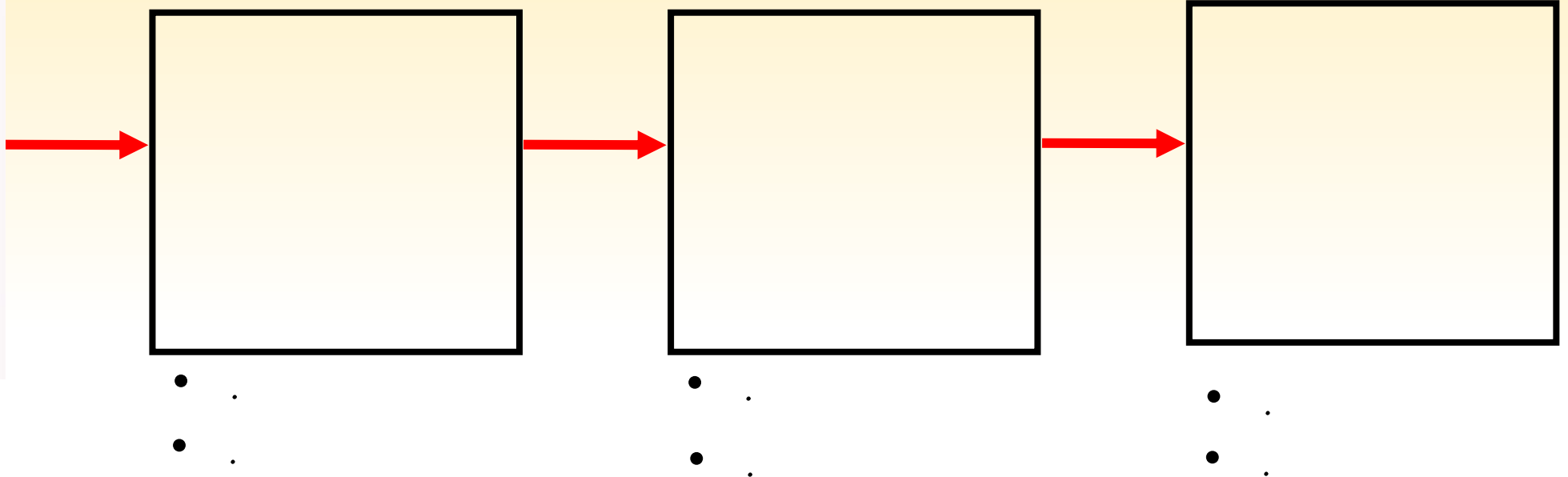
E.G. Grandma returns her normal size and forgets who she is. The Krankys tells Grandma that she is their maid and for the rest of her days; she fetches the tea and cleans the house/barn.

Task

Today you are going to draw your own images to create an ending to the story map then add bullet points with key information under each picture to match.



Time adverbials, verbs, adjectives, ending.



Self Assessment

Do you understand what to do?



Wednesday 15th October 2025



LQ: Can I build on the contribution of others?

Steps to Success



I can use my plan to write full sentences.

I can add more information to my notes.

I can use adjectives and verbs.

STAR WORDS



character

Grandma



George

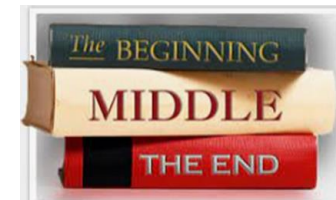
beginning



story



middle



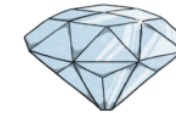
Recap

What are adjectives?

A describing word that adds more information to a noun (a person, place, thing or animal).



delicious
cake



sparkly
diamond



beautiful
flower

What are nouns?

A noun is a word that refers to a person, a place, a thing, or animal.



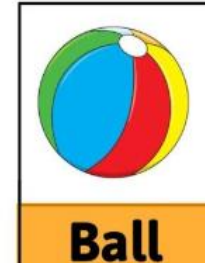
Doctor



School



Bear




Ball

Recap

What are verbs?

A verb is a word used to describe an action.



What do time adverbials tell us?

A word or phrase that tells you when, how often, or for how long something happens.

after	as soon as possible	before	earlier
eventually	finally	in the beginning	in the end
just at that moment	just then	later	meanwhile
next	several months later	suddenly	while
first	without warning	second	after that

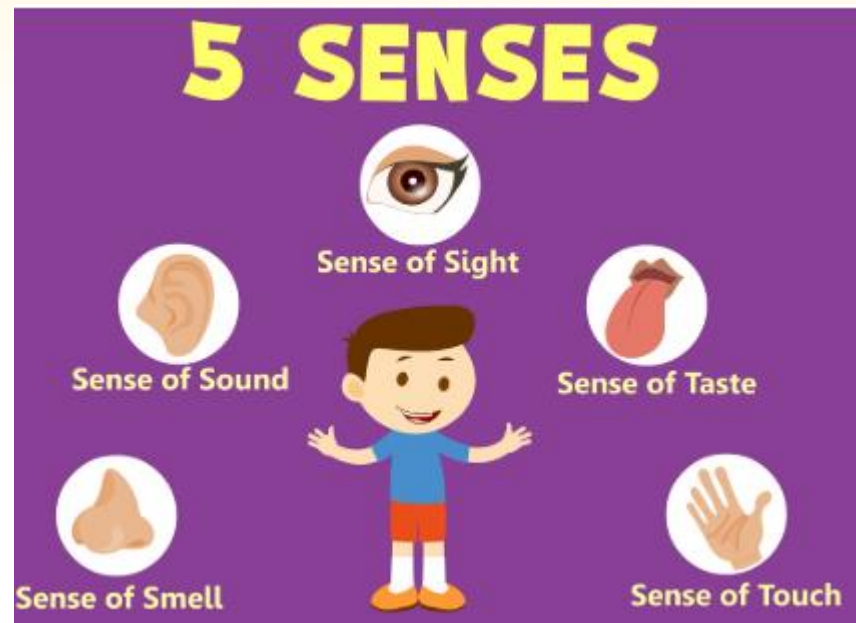
Children to recap time adverbials from year 1.
CT to quickly write them down for working wall.

Recap

What are senses?

Senses are the way the body gathers information about the world.

How many senses do we have?



Yesterday you used adjectives, verbs and time adverbials to plan your ending of your story.

TPs – Talk your partner through your story ending.


Today we are going to use the plans to change your notes into sentences. These sentences will be put together to make your story ending.

Self - Assessment:

Do you understand how to use your plan to write sentences?



Let's change our short notes into sentences.



- Soon after
- Grandma shrinks
- Short legs, tiny fingers

• .

Soon after, grandma's long tall body *shrinks* back to her original size. Mr and Mrs Kranky and George looked at her in shock. Her *legs were now short* and her long boney *fingers were tiny*.

Task

SHARED WRITE

Use a your plan to model how to write sentences
of your story ending.

Let's create a shared write using our plan from yesterday. Remember to turn your short notes into longer sentences.

Self - Assessment:

Do you understand the task?



*Thursday 16th October 2025
and Friday 17th October 2025*



LQ: Can I write a story ending?

Steps to Success



I can use my plan to write full sentences.

I can add more information to my story.

I can use adjectives and verbs.

STAR WORDS



character

Grandma



George


ending



beginning



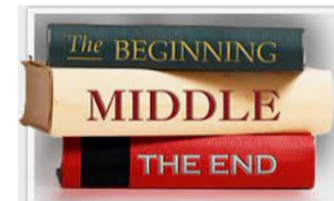
story



write



middle



Recap learning



Yesterday we used our notes to create sentences to write our story ending. Let's recap by using notes from our plan to change them into sentences.


CT to read their shared write. Recap how they made the sentences longer from their plan.

Self - Assessment:

Do you understand how to use your plan to write sentences?



Recap learning



- Soon after
- Grandma shrinks
- Short legs, tiny fingers

• .

Soon after, grandma's long tall body *shrinks* back to her original size. Mr and Mrs Kranky and George looked at her in shock. Her *legs were now short* and her long boney *fingers were tiny*.

Task

Today you are going to use your plan to write your story ending. You don't need to rush because you will have 2 days to do this.

Purpose: To create a happy or suspenseful ending.	Me/Peer	CT
• Time adverbials		
• Adjectives		
• Ending		
My next step:		

Next Then Finally

long short rude nice

Sentence starter:
The horrible grandma grabbed the brown medicine bottle and drank it all in one gulp.

Purpose: To create a happy or suspenseful ending.	Me/Peer	CT
• Time adverbials		
• Adjectives		
• Verbs		
• Ending		
My next step:		

Next Soon after Then Finally

long short rude horrible nice lovely

sitting working shooting up cleaning

Purpose: To create a happy or suspenseful ending.	Me/Peer	CT
• Time adverbials		
• Adjectives		
• Verbs		
• Senses		
• Ending		
My next step:		

Eventually Soon after Just then Without warning Finally

miserable horrible grumpy selfish elated kind

climbing cleaning shooting up working

see smell taste feel hear

George grandma Mr Killy Kranky Mrs Kranky

CT- So the chn do not rush. Encourage long, creative sentences.

SEN EAL
Complete 2 Thursday
Complete 1 Friday

WT
Complete 2 Thursday
Complete 2 Friday

EX GD
Complete 3 Thursday
Complete 2 Friday

Self - Assessment:

Do you understand the task?

