

Our Computing Learning Journey

Key vocabulary:

Internet / internet

Safety

Digital device

Fake information

Mouse

Computer

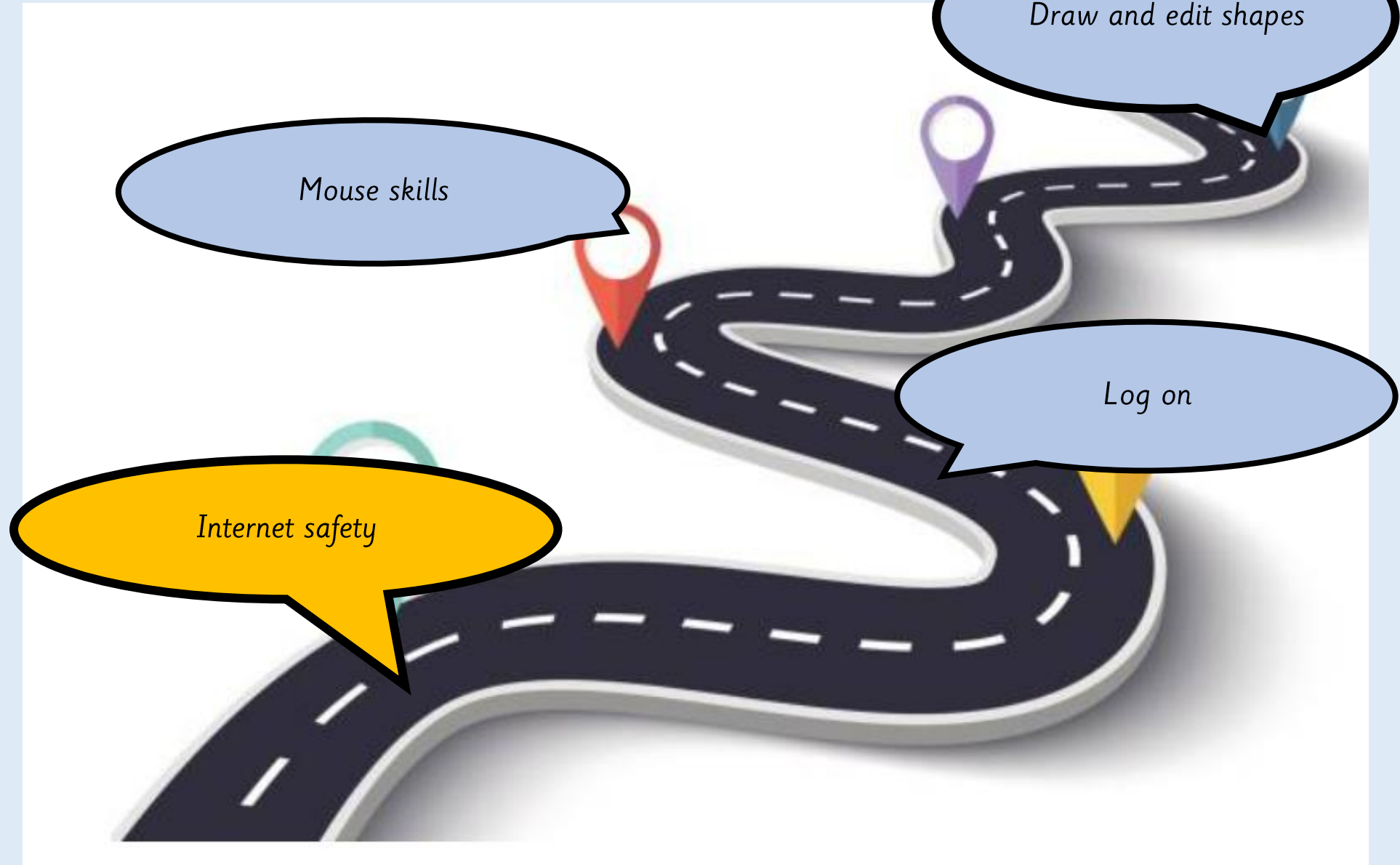
On / off

Login

Sketchpad

Click


Shapes



Computing

Week 2

Can you spot the 5 differences in these pictures?



Did you find them
all?

Star words



internet / internet safety



digital device



fake information



devices





LQ: Can I understand what the internet is and how to use it safely?

Steps to success

All: I know what the internet is



Most: I know who to go to when I need help and advice with online matters

Some: I know how to offer advice to anyone that is being treated unkindly online

We use computers and the internet in computing.

TPs. What is the internet? Why do we use it?

Discuss with your partner then watch the video to find out!



<https://www.youtube.com/watch?v=VBKa9Ay8ebs>

LQ: Can I understand what the internet is and how to use it safely?

Have you ever used the internet?

What did you do on the internet?



Can you see any digital devices in the classroom?



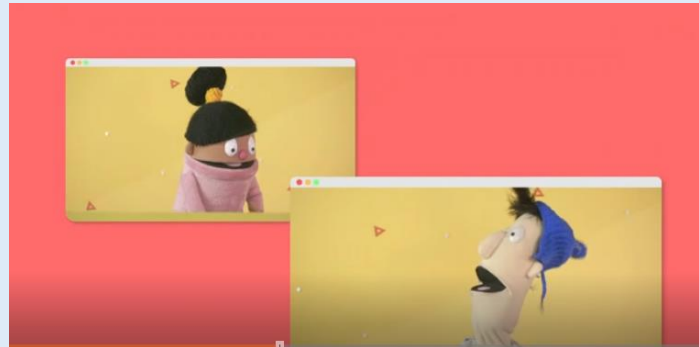
What digital device do you have at home?



Why do people use it?

The Internet is amazing when used safely and correctly. Here are some simple rules that will help you stay safe online. Be smart and safe by making the right choices.

<https://www.bbc.co.uk/bitesize/topics/zfcvhab/articles/zkcj92p>



Welcome Page Online Gaming Making Friends Online Bullying Sharing Information

← → ↻ www.onlinesafety.com

If you see something online that upsets you:

- STOP** - Stop what you are doing. Do not click on the page or reply to any messages.
- CLOSE** - Close the laptop. Put your phone or tablet down.
- TELL** - Tell a trusted adult.



Welcome Page Online Gaming Making Friends Online Bullying Sharing Information


← → ↻ www.onlinesafety.com/onlinegaming

Online Gaming

Always ask a trusted adult before you play games online.

Use a username instead of your real name when playing games online.

It is important to be nice to people so that you don't upset them. Remember to treat others how you would like to be treated.



Welcome Page Online Gaming **Making Friends** Online Bullying Sharing Information

← → ↻ www.onlinesafety.com/makingfriends

Making Friends

Only talk to people you know online. If someone you don't know sends you a request or message, ask a trusted adult.

Never agree to meet someone in person that you met online. Some people on the Internet might not be who they say they are.

Welcome Page

Online Gaming

Making Friends

Online Bullying

Sharing Information



www.onlinesafety.com/onlinebullying

Online Bullying

Show whatever you receive to a trusted adult, so they can help you.


Don't keep online bullying to yourself!
Tell a trusted adult. People want to help you and make it better.



Welcome Page Online Gaming Making Friends Online Bullying Sharing Information

← → ↻ www.onlinesafety.com/sharinginformation

Sharing Information



Never share any of your personal information online, such as your name, address or school.

Instead of using a photograph, use an avatar to represent your face.


Before you share a photograph of you or your friends online, check with a trusted adult.

If you get sent a photograph that upsets you, tell a trusted adult.

Welcome Page Online Gaming Making Friends Online Bullying Sharing Information

← → C

STOP CLOSE TELL



STOP - Stop what you are doing. Do not click on the page or reply to any messages.

CLOSE - Close the laptop. Put your phone or tablet down.

TELL - Tell a trusted adult.

Lets look at this story about Smartie the penguin

<https://www.childnet.com/resources/smartie-the-penguin/>

TPs. Was everyone kind in Smartie's story?

TPs. What did Smartie do when something worried him?

Should we all be doing this? If so, why?

Pause and discuss the relevant points throughout the story. Ask the following questions.


Self assessment

Do you understand how to stay safe of the internet?



TASK

Make a class mind map of all the things you can do to stay safe.



Self assessment

Do you understand the task?

