

Our Art Learning Journey – Print making

Key vocabulary:

Pattern

Mono-print

Block printing

Collage

Lines

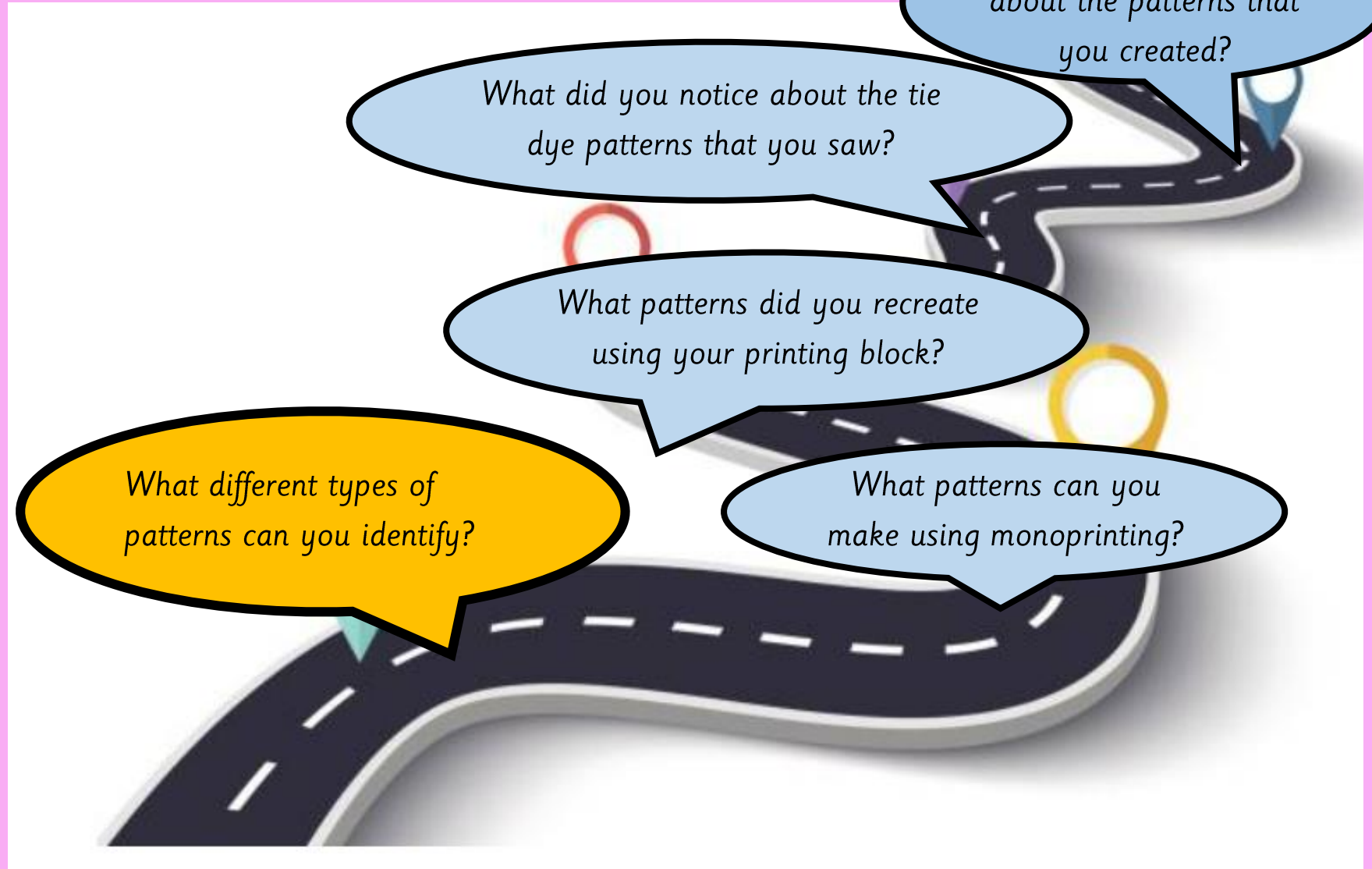
Spots

Swirly

Colours

Shapes

Tie dye



What can you say about the patterns that you created?

What did you notice about the tie dye patterns that you saw?

What patterns did you recreate using your printing block?

What different types of patterns can you identify?

What patterns can you make using monoprinting?



LQ: Can I Identify different types of pattern?




All: I can recognise some animal prints.


Most: I can describe different kinds of patterns.

Some: I can identify different patterns.

LQ: Can I discuss what I already know about animals?



Star words



print



pattern




This lesson is discussion based

- *By the end of this lesson you will have looked at lots of prints and patterns.*
- *You will be able to describe what you see.*
- *You will be using vocabulary like: pattern, print, lines, spots, and swirly.*

LQ: Can I Identify different types of pattern?

Friday 9th January 2026

Look at these animal prints – can you identify the animal from the markings?



TP: Can you describe what you can see?

Look at these fabric patterns – can you describe the shapes?



TP: Can you describe what you can see?

Look at these wallpaper patterns – what patterns can you see?



<https://www.youtube.com/watch?v=r7kq1yHLQbA>

Plenary

- *Did you see a print or pattern you liked?*
- *Can you describe some of the patterns*
- *Did you use vocabulary like: pattern, print, lines, spotty and swirly? What other words did you use?*