

Our Art Learning Journey – Print making

Key vocabulary:

Pattern

Mono-print

Block printing

Collage

Lines

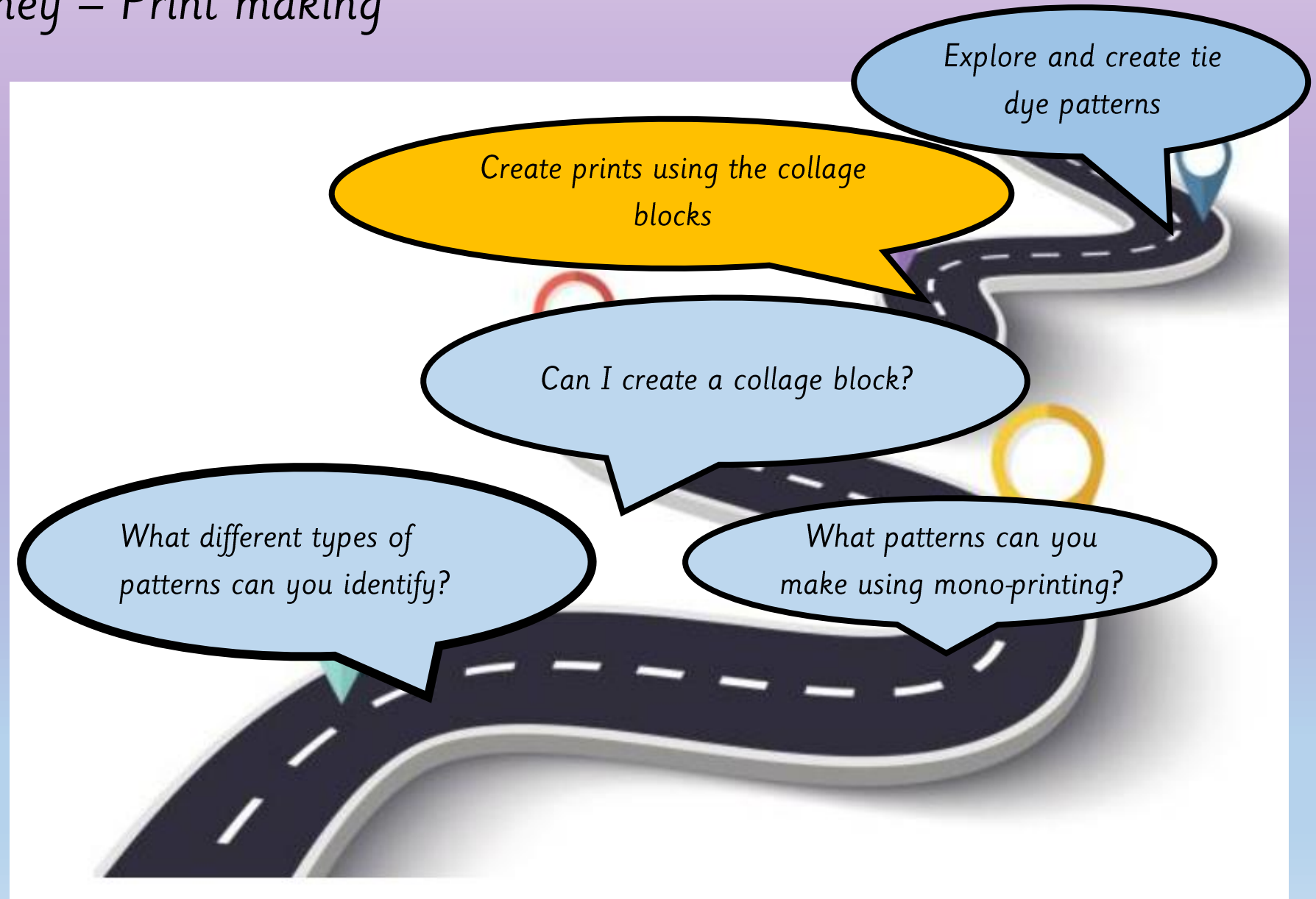
Spots

Swirly

Colours

Shapes

Tie dye



Create prints using the collage blocks

Explore and create tie dye patterns

Can I create a collage block?

What different types of patterns can you identify?

What patterns can you make using mono-printing?



LQ: Can I create prints using the collage block?

All: I can create prints.



Most: I can describe the patterns in my prints.

Some : I can describe my prints and talk about the choices I made.


Star words



technique



block



pattern



printing



Recap

TPs: What is printing?

Printmaking is to make several "prints" of the same image.



TPs: What did you create last week with your partner?




Today you are going to use the block you created with your partner last week to make prints.



TPs: What kind of printing have you created?

I have created _____.



Self assessment
Do you understand what
printing means?



Task

Work with your partner from last week and use your block for printing.



Adult to model using the block for printing. Take photos for photo page.

Self assessment
Do you understand the task?

