



Week 2

Our Art Learning Journey

Key Vocabulary

Bright

Tone

Cold colours

Warm colours

Water colours

Dark

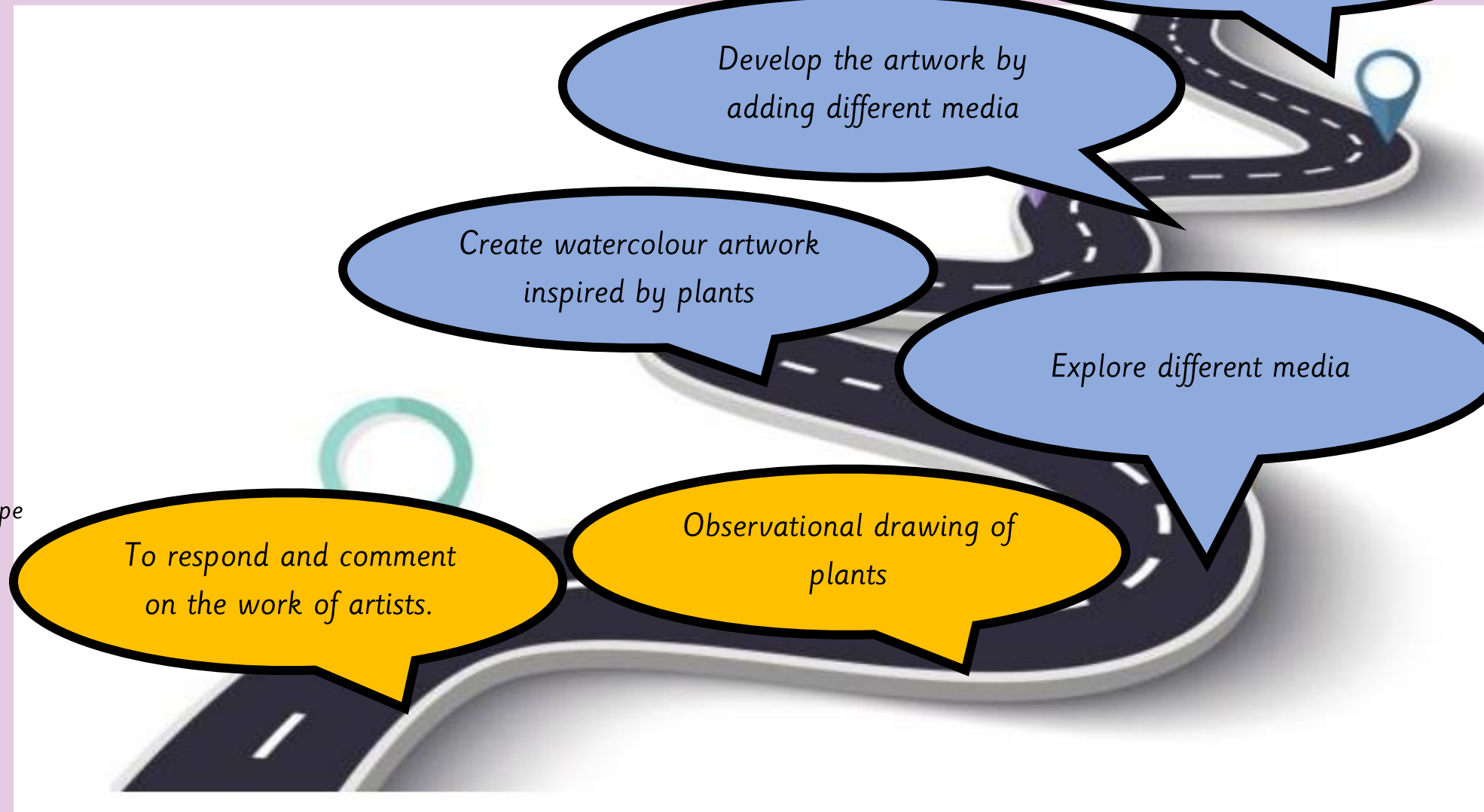
Light

Primary colours

Secondary

Shade, lines, circles, spirals, shape

Materials



Thursday 5th March 2026



LQ: Can I respond to plants around me by creating observational drawings?


Steps to success



All: I can use a mark making tool.

Most: I can use simple drawing techniques to represent plants.


Some: I can make accurate studies of plants using a range of shapes and lines.



Star words




enclosure



observational drawing




shapes



line, swirl, zig-zag,
wavy, spiral,
spotty, dashes, dots

techniques



Recap


TPs: What do remember about *the* artwork created by
Claude Monet and *Georgia O'keeffe*?



Today we are going to use the plants and flowers to make observational drawing.

Observational drawing is when we look closely at something and draw what we see.


These are some examples of observational drawings.



How to create texture with pencil

Texture is the feeling and appearance (how it looks) of an object or material.

When we create texture it makes the object look more realistic.




Self assessment
Do you understand what texture means?

Three thumbs icons: thumbs up, thumbs middle, thumbs down.

We will look at the lines and shapes on the plants to help us to create texture.

TPs: How would you describe the lines?
Do you remember using lines before?





Use the star words to help you.

Line, swirl, zig-zag, wavy, spiral, spotty, dashes, dots

Task 1

Let's practise creating textures using lines and shapes.



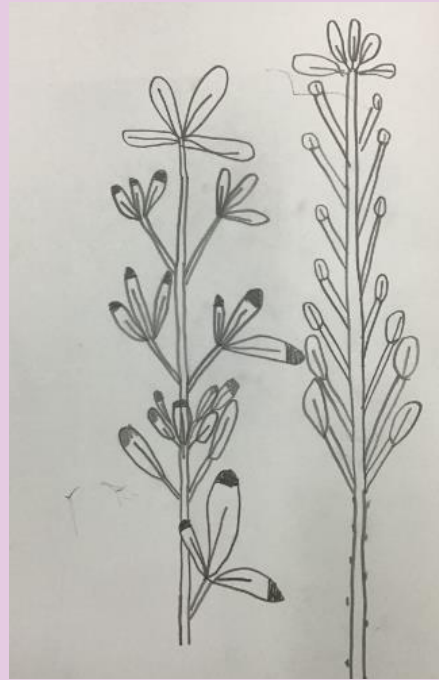
Self assessment

Do you understand the task?



Task 2

Use the skills that you have practised to create your observational drawing of a flower or plant.



Children to make monochrome drawing only. Children to select one mark making tool: a pencil, fine pen, charcoal, felt pen.

Self assessment

Do you understand the task?

