

# Our ART Learning Journey

Key vocabulary:

Identify the key features of Graffiti Art.

I create a piece of work to express myself inspired by the work of a graffiti artist?

Explore the work of graffiti artists

To explore materials and techniques needed to create a piece of graffiti art.

Evaluate, adapt and present my piece of work.

Tuesday 24<sup>th</sup> February 2026



*LQ: Can I identify the key features of graffiti art?*

*Steps to Success*



*All – I can identify an example graffiti.*

*Most – I can name a feature of graffiti.*

*Some – I can name another form of street art.*

# ★ STAR WORDS ★




Vandalism

Lettering/Pictures



Public Area



Installation


Graffiti



Artist



Street Art Wall art



*Let's recap our learning...*

*TPs:*

*What is Art?*



**Self Assessment**

Do you know what art is?



*Let's watch this video and find out our answer.*

[Video](#)




**Self Assessment**

Do you know what art is?



*This term we are going to learn about Street Art.*



# What is Street Art?


Street art is artwork that has been created in a public place. It is not always permanent.



## TPs – What is Graffiti Art?

Graffiti is defined as writing or drawing that is *scribbled, sprayed or scratched on a wall* or other public space.

Creating this type of street art without permission is against the law and some people see it as a nuisance. However, others view it as an art form and some countries have specific places where graffiti artists can show their work.



## History of Graffiti

The first wall drawings appeared in caves thousands of years ago. We have graffiti from the Romans!



Graffiti of a gladiator



Ancient wall painting of animals



Modern graffiti, however started in the United States in the 1960s. By the late 1960s, it had reached New York. This new art form became very popular throughout the 1970s when artists began “tagging” buildings.

Soon after, underground trains could be seen covered in spray paint and became a popular place to write “tags”.

*A tag is the most basic type of graffiti –*

*It's the artist's signature. It's usually written in spray paint or marker pen.*




# What are features of graffiti art?

Graffiti is characterised by **colours**, intricate **patterns**, and is typically used to convey a **political or social message**. This art style tends to feature loud, bold, **3D letters**.



## Self Assessment

Do you understand the features of a graffiti art?



Tuesday 24<sup>th</sup> February 2026

LQ: Can I identify the key features of graffiti art?

## TASK

Look at the pictures and discuss how we can create your own tag using your name or initials.



Self Assessment

Do you understand what to do?



# Assessment

- *All: Can I identify some lettering shapes and colours and identify some graffiti art?*
- *Most: Can I explore and discuss the work of Graffiti Artists?*
- *Some: Can I express myself using graffiti art?*

1. *Can I identify the key features of graffiti art?*
2. *Can I explore the work of graffiti artists*
3. *Can I explore materials and techniques needed to create a piece of graffiti art?*
4. *Can I create a piece of work to express myself inspired by the work of a graffiti artist?*
5. *Can I adapt my work?*
6. *Can I evaluate my work?*