



Week 6

Our Art Learning Journey

Key Vocabulary

Bright

Tone

Cold colours

Warm colours

Water colours

Dark

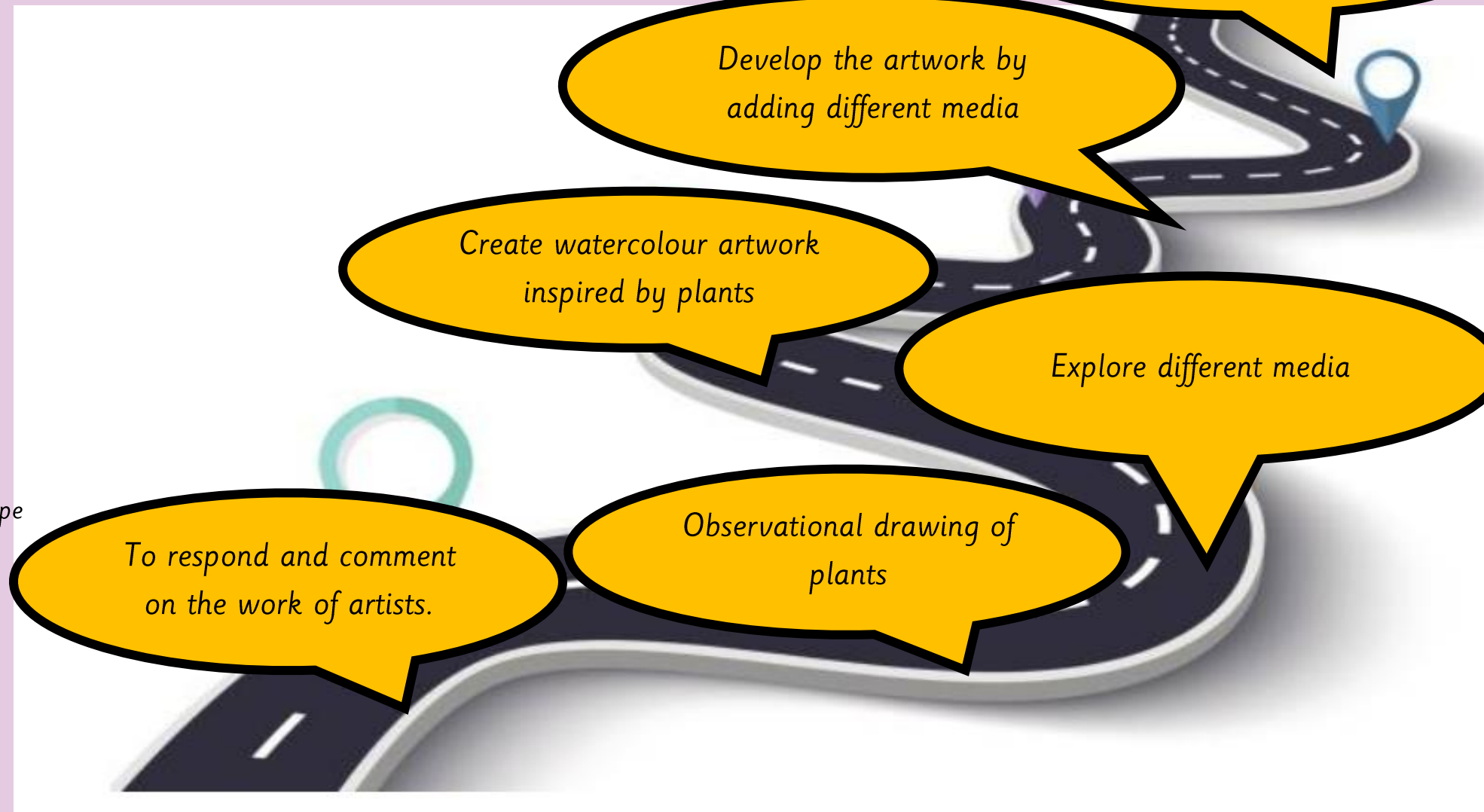
Light

Primary colours

Secondary

Shade, lines, circles, spirals, shape

Materials



Friday 27th March 2026



LQ: Can I comment on my work and the work of others?

Steps to success

All- I can make a comment about my work.

Most- I can make comments linked to other artists.


Some- I can comment on my work and the work of others, refer to the focus artists and the media used.



Star words



evaluate



improve



Today we are going to look at our watercolour painting and evaluate our painting.

Evaluate means to say what we like, what we dislike and how we can improve it (make it even better).




Revisit

Let's recap our prior learning.

What artists have we been focusing on?



Claude Monet



Georgia O'Keefe

What is similar between these artists?

They have both painted flowers using watercolour paint.

How do I get a *lighter* colour using watercolour paint?



TP: To get a lighter colour you have to _____.

If we want a *lighter* colour we need to use *more* water with the watercolour paint.

How do I get a *darker* colour using watercolour paint?




TP: To get a darker colour you have to _____.

If we want a *darker* colour we need to use *less* water with the watercolour paint.

How did we improve our watercolour painting last week?

Watercolour



Felt pen



Fine line pen



Oil pastels



Charcoal



Pastels



TP: I added_____ to improve my work.

Claude Monet



TPs: What do you like/dislike about this art?

How do the colours make you feel when looking at this painting?

How can it be improved?

Georgia O'Keefee



TPs: What do you like/dislike about this art?

How do the colours make you feel when looking at this painting?

How can it be improved?

Self assessment

Do you understand how to

describe the lines and marks?



Task

Walk around the classroom and look at your friends artwork.

Say what you like about it and how they can improve it.

Then look at your artwork from yesterday and write how you can improve it.

Use the stem sentence to help you.

I think I can make it even better by _____ .

Self assessment



Do you understand what to do?

Assessment

- All: I can explore watercolours.
- Most: I can use a range of materials creatively to make a product and talk about an artist
- Some: I can create a product and evaluate my work and others.

1. Can I show awareness that artists are inspired by buildings around them using words/marks.
2. Can I observe my surroundings and record some marks and words in my art book.
3. Can I explore a different media and say what I noticed
4. Can I create work that is inspired by plants.
5. Can I develop a piece of artwork using another media?