

Our DT Learning Journey

Key vocabulary:

Greenhouse, Transparent,
Growing, Plants, Glass,
Sturdy, Structure

To understand what
a greenhouse is and
its use.

To design the
structure of a
greenhouse thinking
of its purpose.

To research and
understand the structure of
greenhouses.

To make the
greenhouse making
adaptations to your
structure

To explore materials,
tools and techniques
needed for making a
structure?

To evaluate
work

Monday 20th April 2026



LQ: Can I research and understand the structure of a greenhouse?

Steps to success

All: I can name some parts of a structure.


Most: I can name the important features of a greenhouse.

Some: I can name the features of a greenhouse and say why they are important.

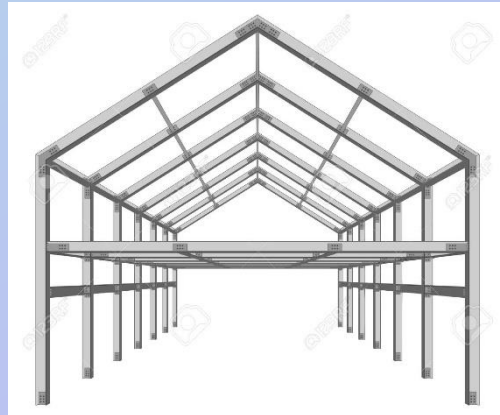


★ STAR WORDS ★


Top



Frame



Transparent



Windows

Base

Space

Shelter



Opening

Recap learning

TP –What are greenhouses for?

Why are they made out of glass?

What is the structure of a greenhouse?

What is the difference between an allotment and a greenhouse?



Last week, we looked at 2 different types of greenhouses.
Can you remember what they are called?
What is the structure of these greenhouses?
What are these greenhouses for?



The Eden project



Kew gardens

Self Assessment

Do you understand what a greenhouse is for?



Watch this [virtual tour](#) of the Temperate House at Kew Gardens. Think about what the metal bars near the roof are for, think about how much glass there is



Teacher to use arrows in top left of video to look around greenhouse.
Take note of what children say.

LQ: Can I research and understand the structure of a greenhouse?

Monday 20th April 2026

TP: What did you notice?

Was the greenhouse all made of glass, or was there another material used?