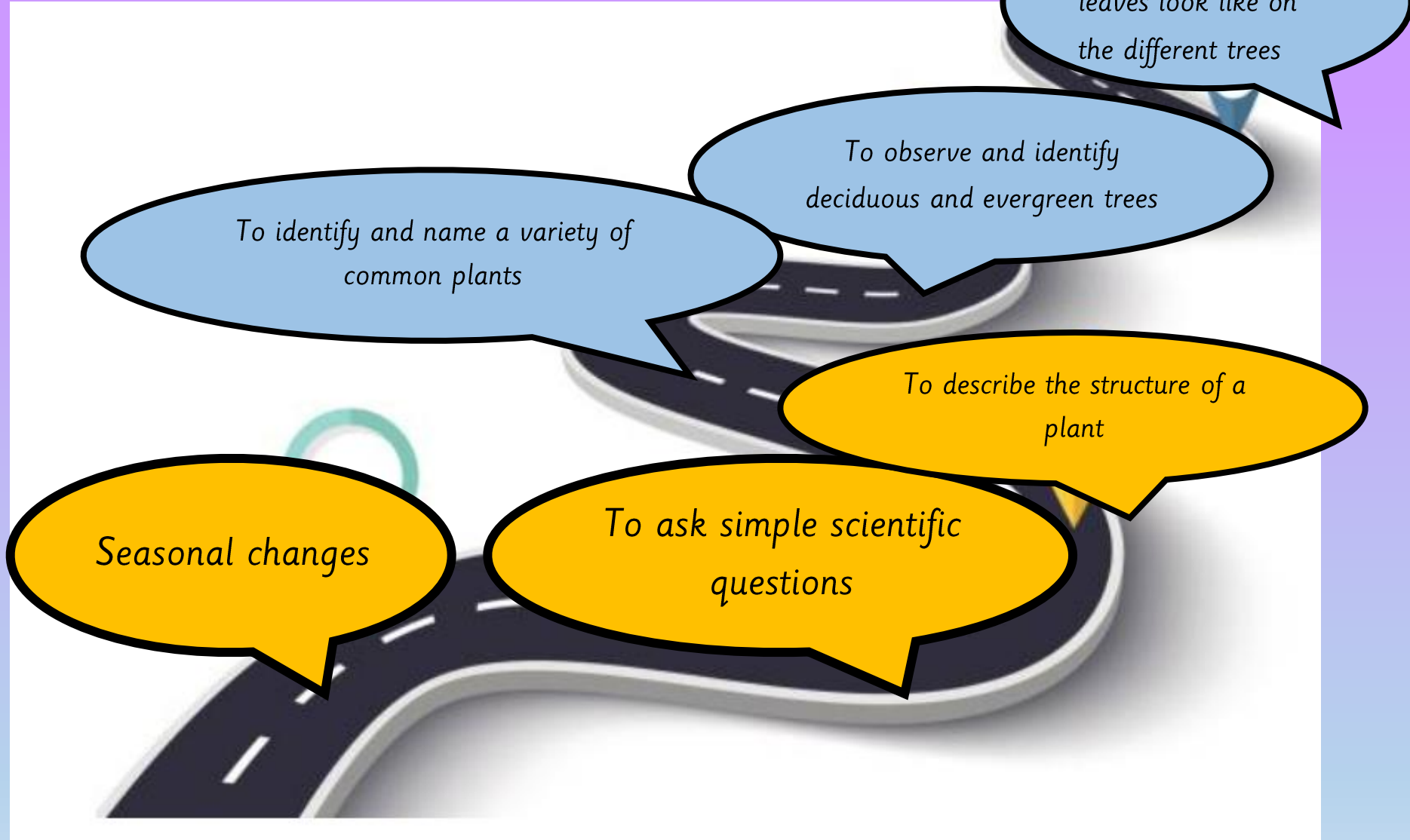




*Plants*  
*Week 3*

# Our Science Learning Journey – Working Scientifically

Key vocabulary:



*What can I find out about plants ?*

*This half term we will be observing different types of plants. We will be observing how they differ from winter to spring, we will also identify and classify a range of plants.*

Monday 27th April 2026



LQ: Can I describe the structure of a plant?

## Steps to Success

*All: I can observe closely a variety of different plants.*


*Most: I know that plants have different parts.*

*Some: I can identify and describe the basic structure of a variety of common plants including roots, stem/trunk, leaves and flowers.*



LQ: Can I describe the structure of a plant?

# Star words



*plant*



*petal*



*leaf*



*root*



*stem*



*flower*



## Recap

*Last week we visited the secret garden.*

*Put pictures*

*TP: What do you remember about the secret garden?  
What did you see there?*

*TP: What do you remember about plants?*



*Let us have a look at this video to help us learn more about plants...*



[The parts of a plant - BBC Bitesize](#)

*Let us now have a look at what the different parts of the plant do...*

[The parts of a plant - BBC Bitesize](#)

## Wild plants

Wild Plants are plants that grow on their own , they have not been planted by anyone. You may find some in parks, forest, fields or even your back garden.



## Garden plants

Garden plants, have been planted by someone. They would have bought seeds from the shop and planted them to make their front or back garden look lovely.



dahlia



lavender



rose

Now let's go to the secret garden. You are going to look at the plants again. When looking at the plants have a think about if they are wild plants or garden plants.



Let us look at the difference between a garden plant and a wild plant...



[Wild and garden plants - BBC Bitesize](#)

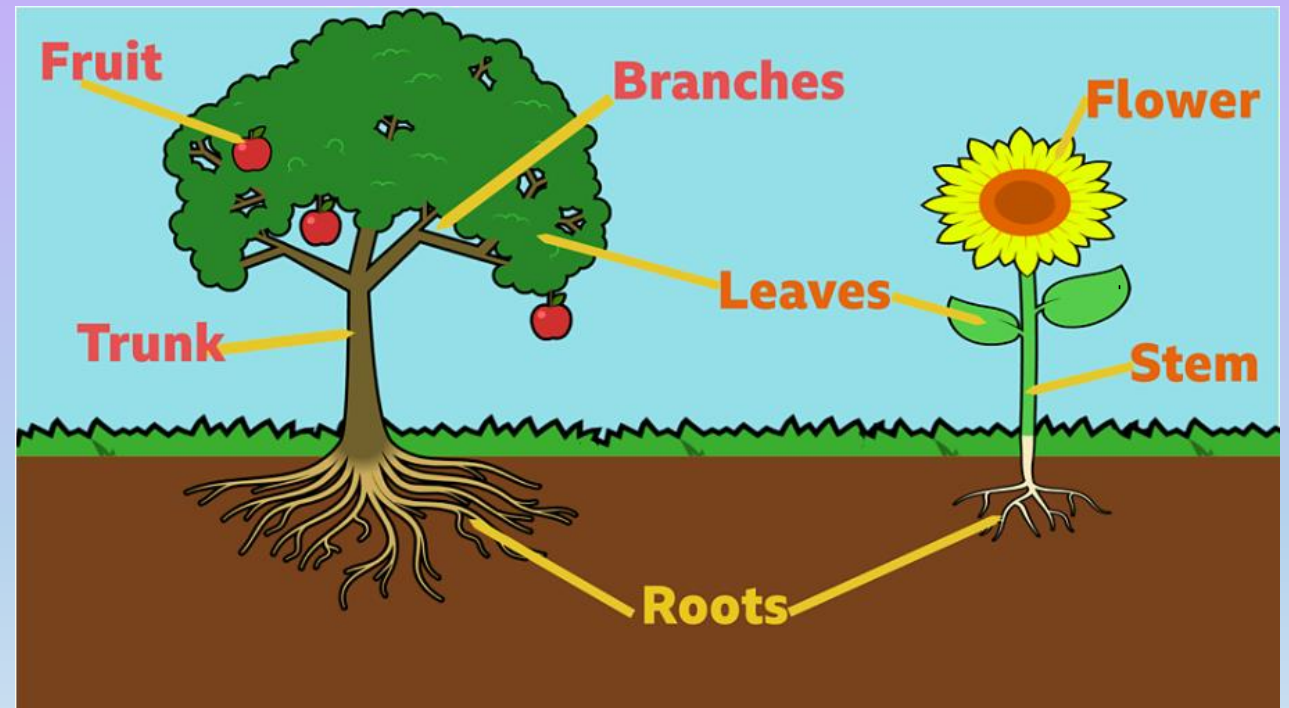
TP: What are the parts of a plant?  
Can you name at least two parts?

Self assessment


Do you understand what you are going to do?



Here are the different parts of a plant.



*In your books draw and label the parts of a plant.*



*roots stem leaf flower petal*

*NS. What is the function of the different parts of a plant?*

Self assessment

Do you understand the task?



LQ: Can I identify what I have learnt ?

## Task - Assessment

Now answer these questions in your books. Remember to use the star words to help you!

Questions:

1. What does observe mean?
2. What is the structure of a plant?
3. What is an evergreen tree?
4. What is a deciduous tree?
5. What is the difference between wild plants and garden plants?

## STAR WORDS



To look closely



Stem, root,  
leaf flower



garden, parks, forest



Green all year  
round



Leaves fall off every  
year

Self assessment

Do you understand the task?

