Our Maths Learning Journey

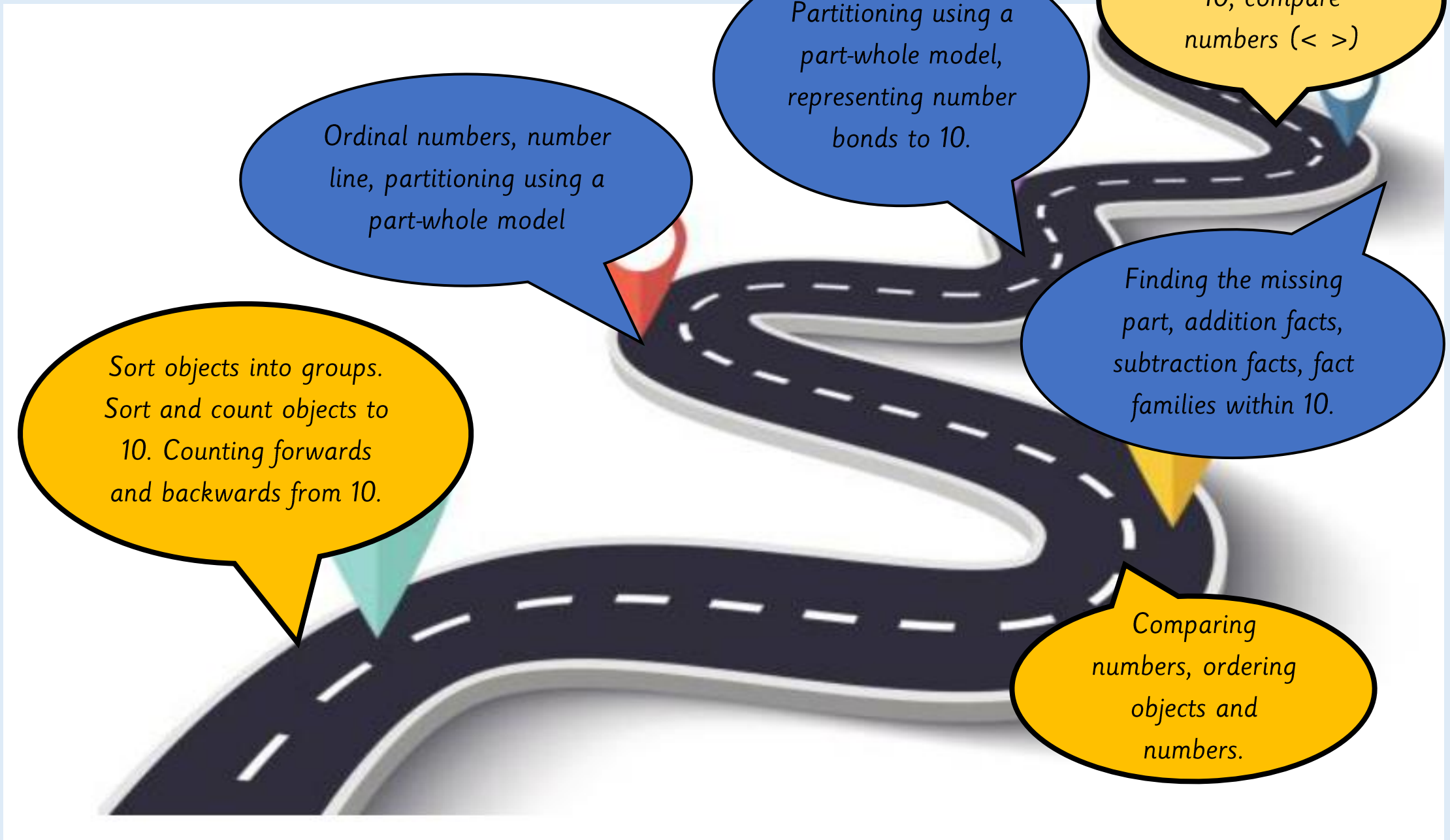

Key vocabulary:

10
20
twenty
Ten
Numbers
Counting
Number bonds
Patterns
Shapes
Square
Triangle
Circle
Rectangle
2D shapes

Monday 21st September 2026

LQ: Can I count forwards from 0 to 10?

21.09.26

Let's count to 10



https://www.youtube.com/watch?v=DR-cfDsHCGA

21.09.26



LQ: Can I count forwards from 0 to 10?

Steps to success



I can carefully count forwards.

I can correctly count a group of objects up to 10.

I can identify and represent numbers using concrete objects and pictorial representations.

Star words

how many?



count

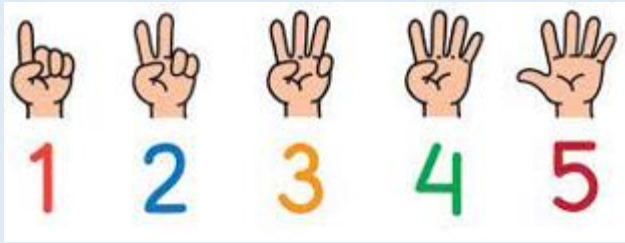

10/ Ten

numbers

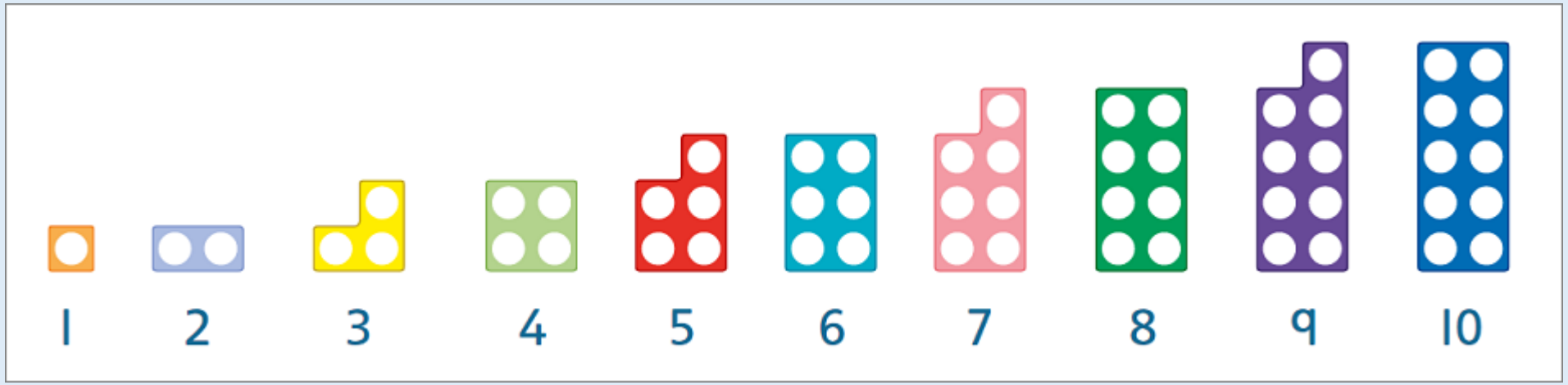

LQ: Can I count forwards from 0 to 10?

21.09.26

What number can you write up to in 1 minute?





https://www.online-stopwatch.com/timer/1minute/

LQ: Can I count forwards from 0 to 10?

21.09.26

Let's represent number 3 in different ways.

What can I use?

What do I have to do?







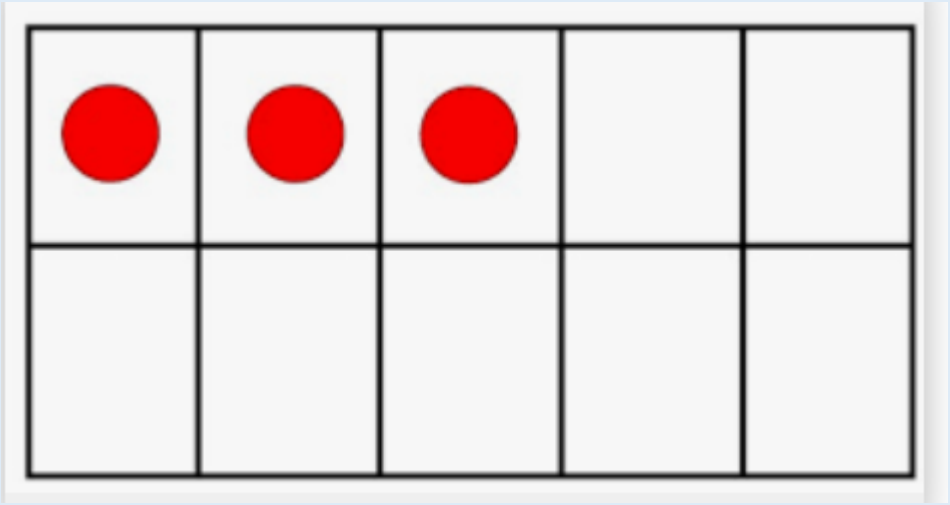



LQ: Can I count forwards from 0 to 10?

21.09.26

TPs: Melissa says, "There are 5 counters on the tens frame." Is she correct?

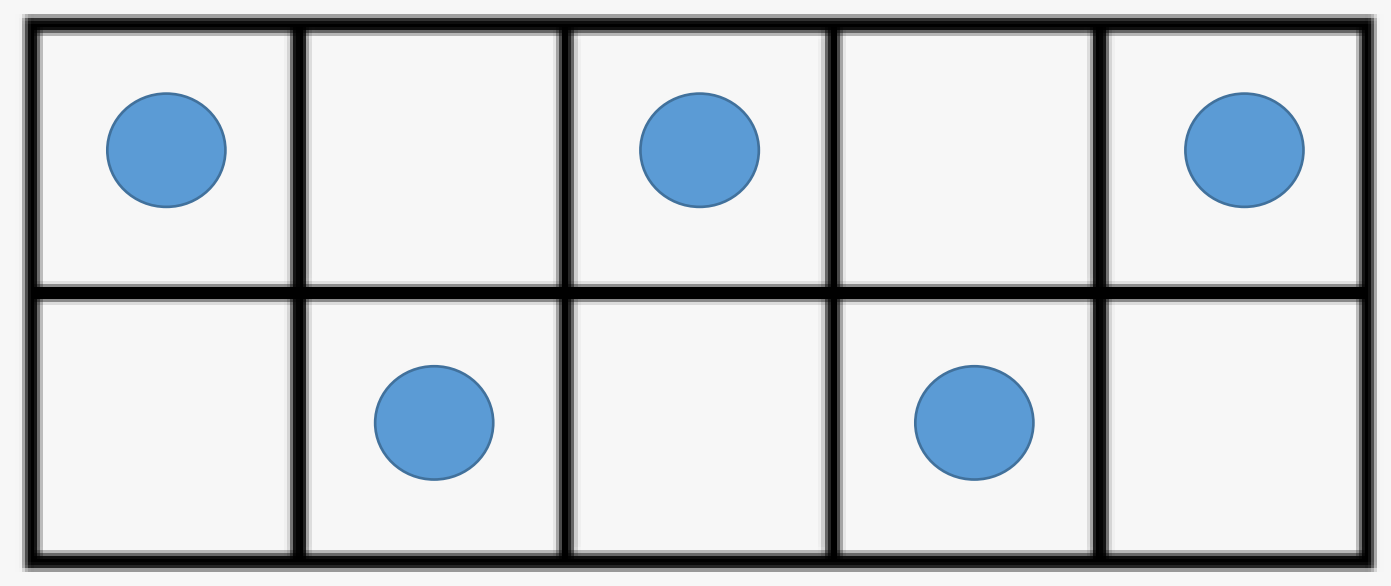

Stem sentence: Yes, she is correct because____.



Stem sentence: No, she is incorrect because____.



LQ: Can I count forwards from 0 to 10?

21.09.26

I have 7 cans. Show this in the tens frame.



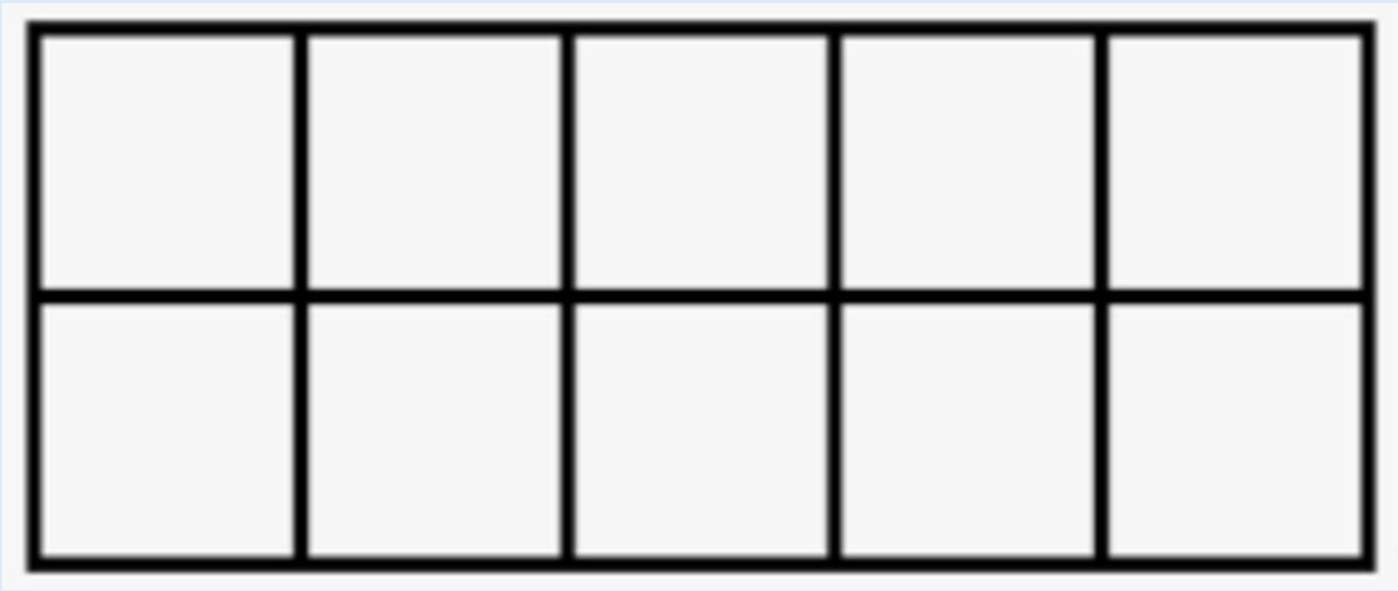



Can you think of another way to represent the cans?

LQ: Can I count forwards from 0 to 10?

21.09.26

I have 9 boxes. Show this in the tens frame.



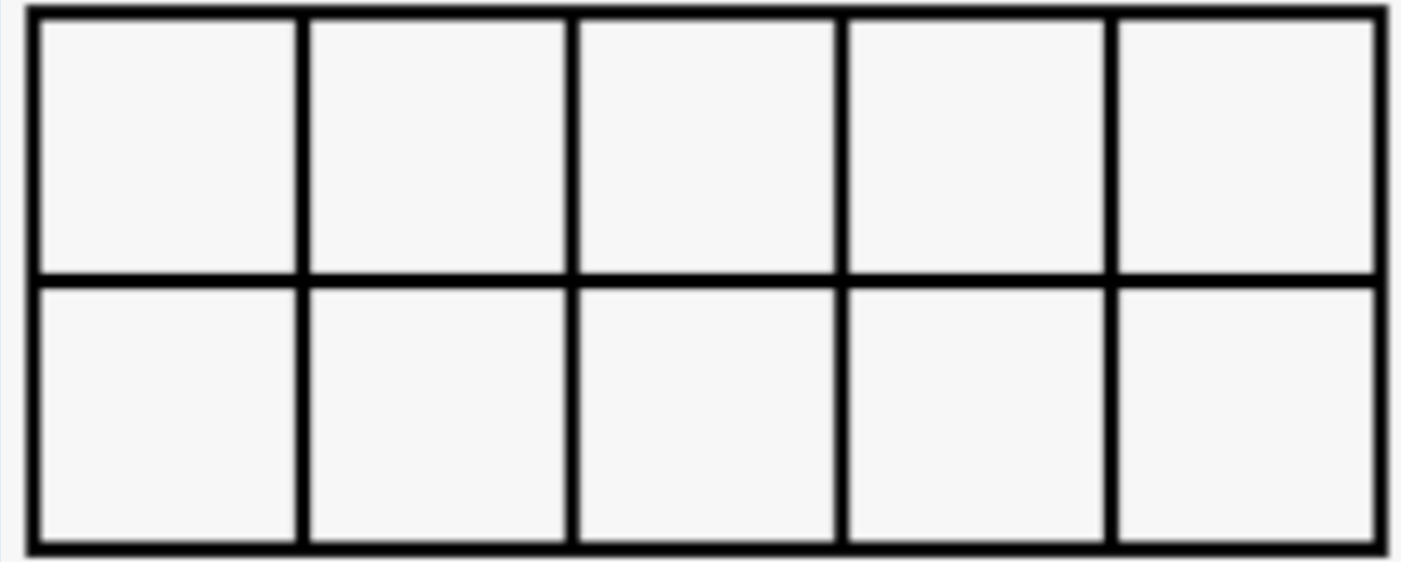



Self Assessment

Do you understand how to count forwards from 0 to 10?



LQ: Can I count forwards from 0 to 10?

21.09.26

Task

Sort, different, group, same

1.	2.	3.
Draw counters on the tens frame to match the number. 	Heidi counted the fruit. Did she count correctly? 1 banana 3 apples 2 pineapples  How do you know? She counted correctly because ____. She didn't count correctly because ____.	Match the number to the amount.  7 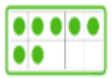 9  3

Today we worked in a small group to recognise numbers and count forwards to 10. We used a pencil to create that amount on a tens frame drawing counters in each square.

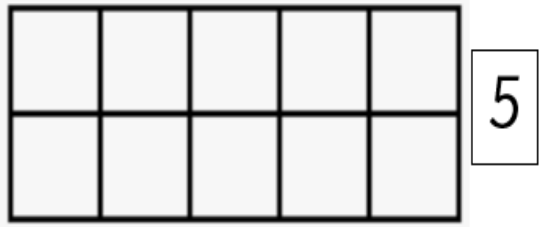

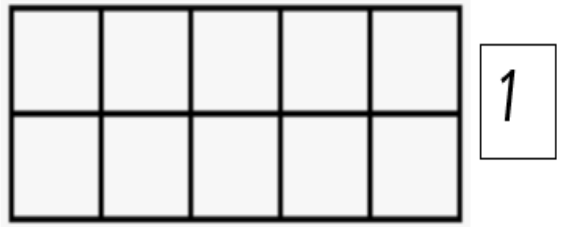

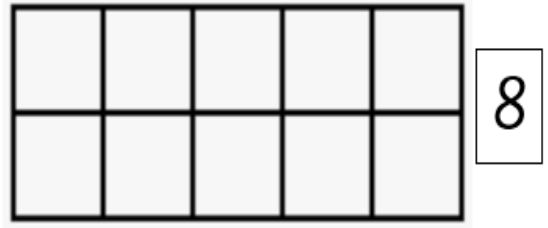

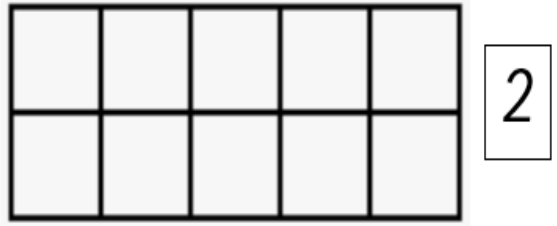

Self Assessment

Do you understand the task?



Tuesday 22nd September 2026

LQ: Can I compare amounts?

22.09.26

Review: Draw a line to match the amount on the dice with the number.









4

5

3

6

22.09.26



LQ: Can I compare amounts?

Steps to success



I can identify and represent numbers using concrete objects and pictorial representations.

I can use the language equal to, less than and greater than (more).

I can recognise numbers and link them to the amount they represent.

Star words

less than



equal to



greater than



compare



LQ: Can I compare amounts?

22.09.26

Look at the symbols do you know what they mean?

Can you create the symbols using your arms?



Less than

Equal to

Greater than

LQ: Can I compare amounts?

22.09.26

Less than

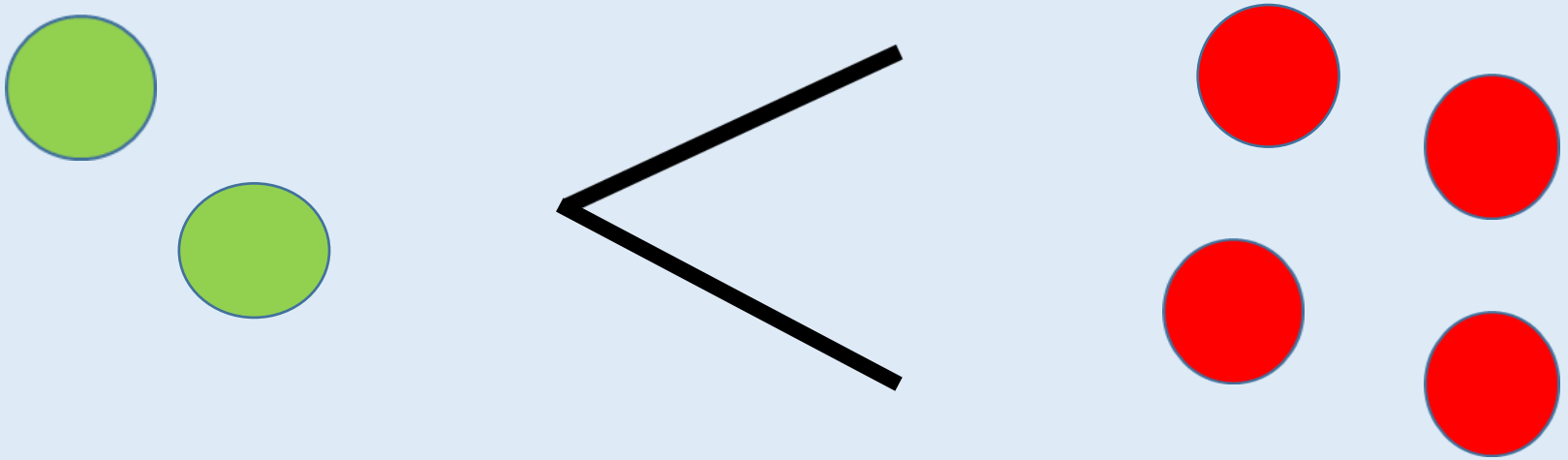

Less than shows an amount that is smaller.

You can tell because the symbol starts with the smallest side.

_____ is less than _____.

LQ: Can I compare amounts?

22.09.26

Greater than

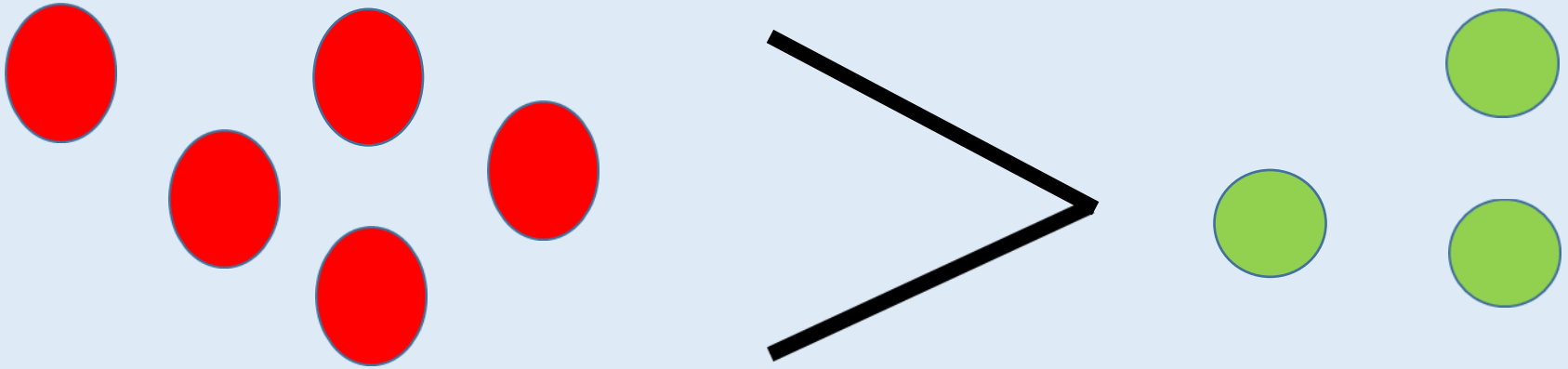

Greater than shows an amount that is bigger.

You can tell because the symbol starts with the bigger side.

Stem sentence: _____ is greater than _____.

LQ: Can I compare amounts?

22.09.26

Equal to

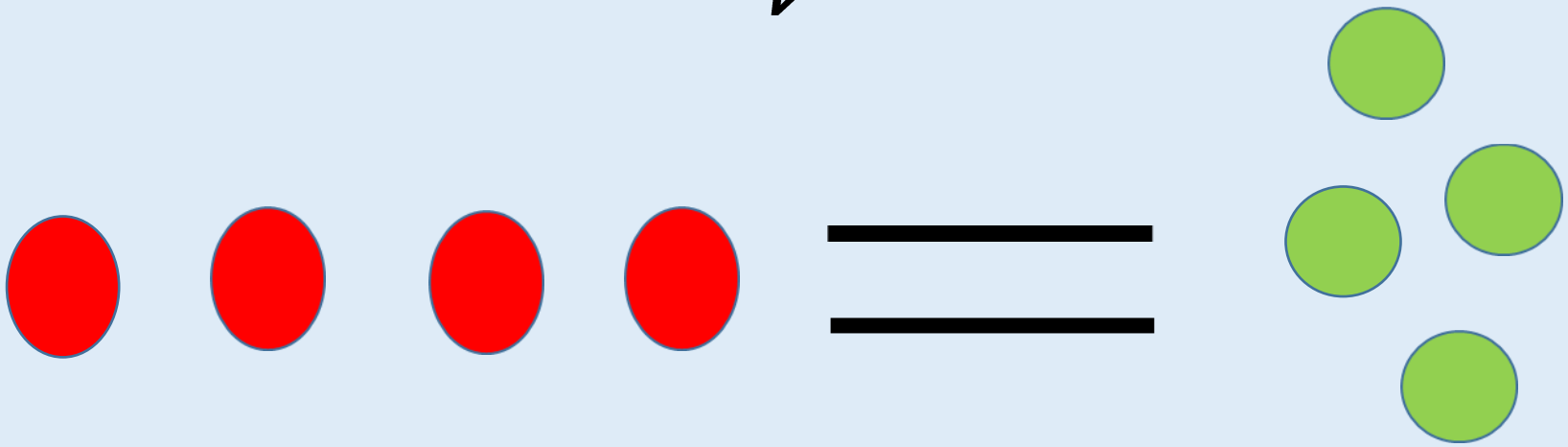

Equal is use when the amounts are the same.

Stem sentence: _____ is equal to _____.

LQ: Can I compare amounts?

22.09.26

Does this show **greater than**, **less than** or **equal to**? Compare it.

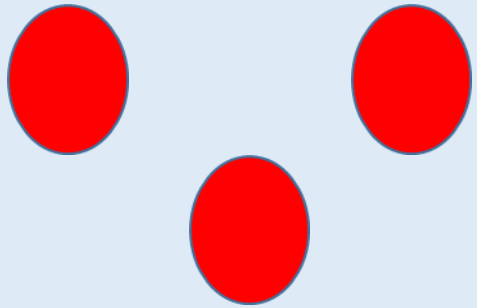





Mrs. Alligator Can Chomp Greater Than and less Than Numbers Jack Hartmann - YouTube

LQ: Can I compare amounts?

22.09.26

Astrid thinks she needs to use the **greater than (>)** symbol to show 3 is greater than 5.

TPs: Is she correct?

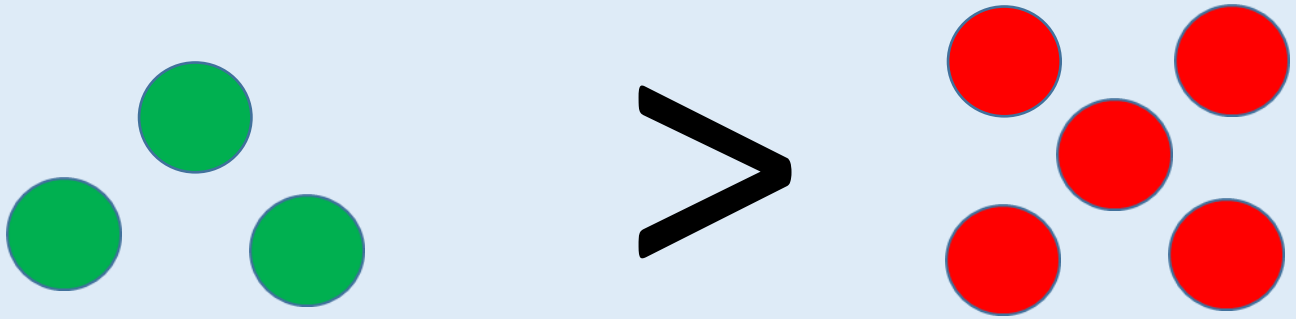

Stem sentence: Yes, she is correct because _____.



Stem sentence: No, she is incorrect because _____.



Self Assessment

Do you understand how to compare amounts?





LQ: Can I compare amounts?

Task

22.09.26

Create the amount using counters, cubes, or lolly sticks to compare them.

5	5
9	1
3	2
4	10







less than

equal to

greater than







Self Assessment

Do you understand the task?



Wednesday 23rd September 2026

LQ: Can I compare amounts?

23.09.26

Review: Nicole says this shows an equal amount.

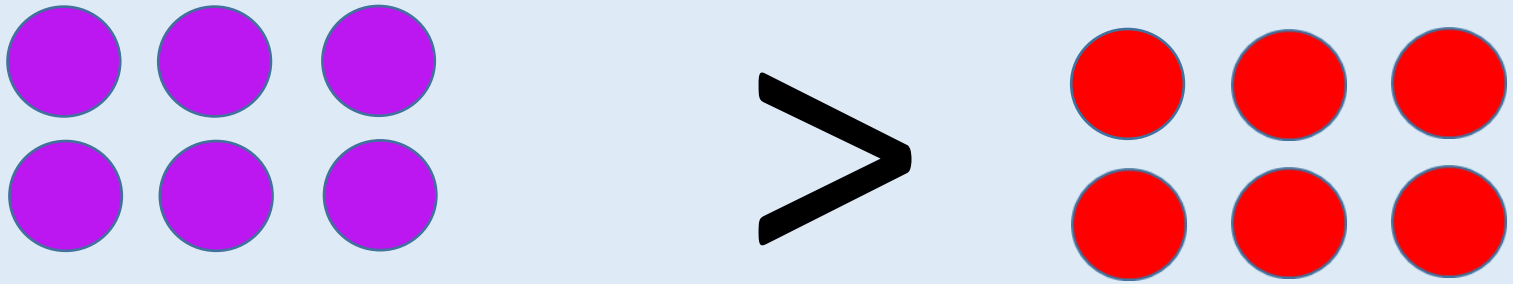

TPs: Do you agree?

Stem sentence: Yes, she is correct because _____.



Stem sentence: No, she is incorrect because _____.



23.09.26



LQ: Can I compare amounts?

Steps to success



I can identify and represent numbers using concrete objects and pictorial representations.

I can use the language equal to, less than and greater than (more).

I can recognise numbers and link them to the amount they represent.

Star words

less than



equal to



greater than



compare



LQ: Can I compare amounts?

23.09.26

Look at the symbols do you know what they mean?

Can you create the symbols using your arms?



greater than

equal to

less than

LQ: Can I compare amounts?

23.09.26

Less than

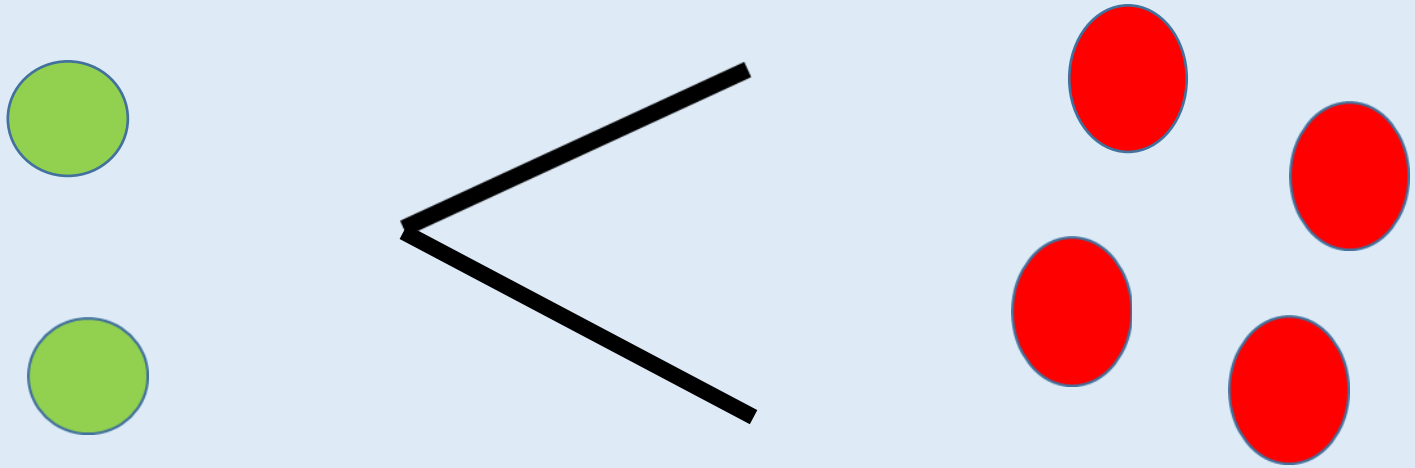

Less than shows an amount that is smaller.

You can tell because the symbol starts with the smallest side.

Greater than

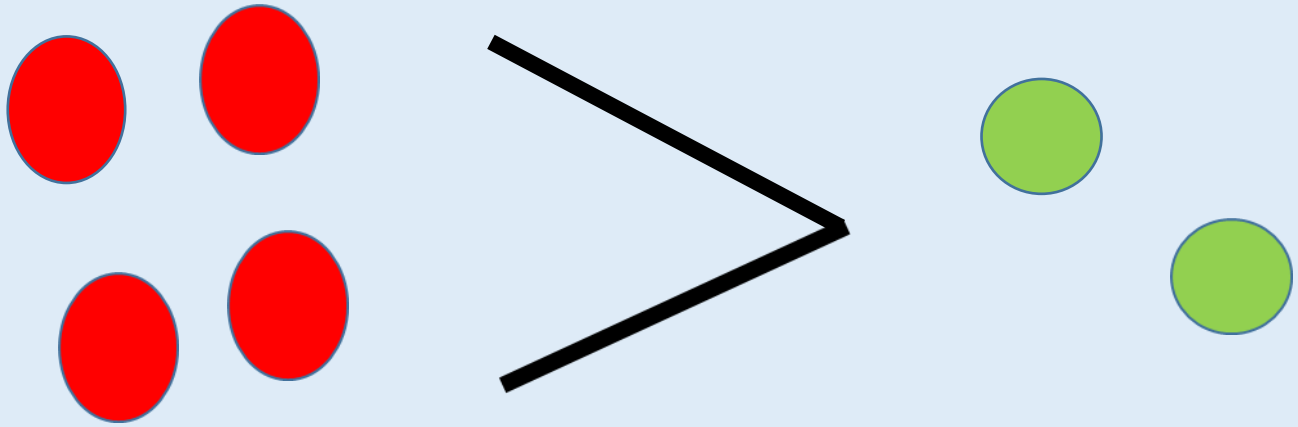

Greater than shows an amount that is bigger.

You can tell because the symbol starts with the bigger side.

LQ: Can I compare amounts?

23.09.26

Equal to

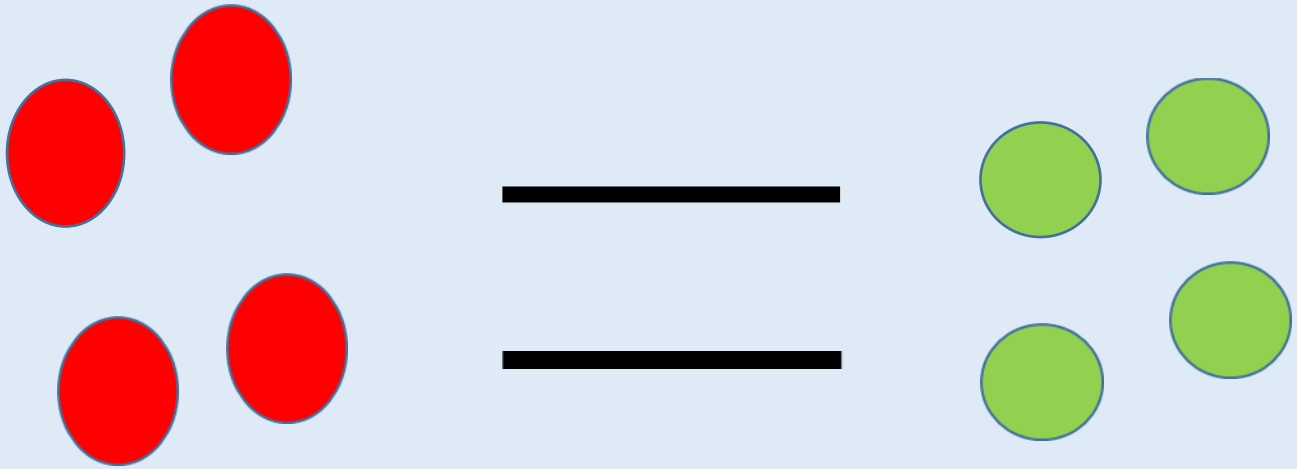

Equal is use when the amounts are the same.

LQ: Can I compare amounts?

23.09.26

Let's count the cubes.

Which symbol will you use?











6

>

5

LQ: Can I compare amounts?

23.09.26

Let's count the balls.

Which symbol will you use?







5 < 8

Self Assessment

Do you understand how to compare amounts?



LQ: Can I compare amounts?

23.09.26

Task

Greater than, less than, equal to, compare

1.	2.	3.
Compare the amounts of ladybirds on the leaves using the symbols below. 	Has Ben used the correct symbol? 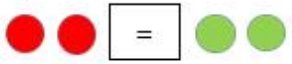 Yes, he has because _____ _____. No, he has not because ___ _____.	Compare these statements using the correct symbol. Use cubes to help you. 8 2 4 4 5 10

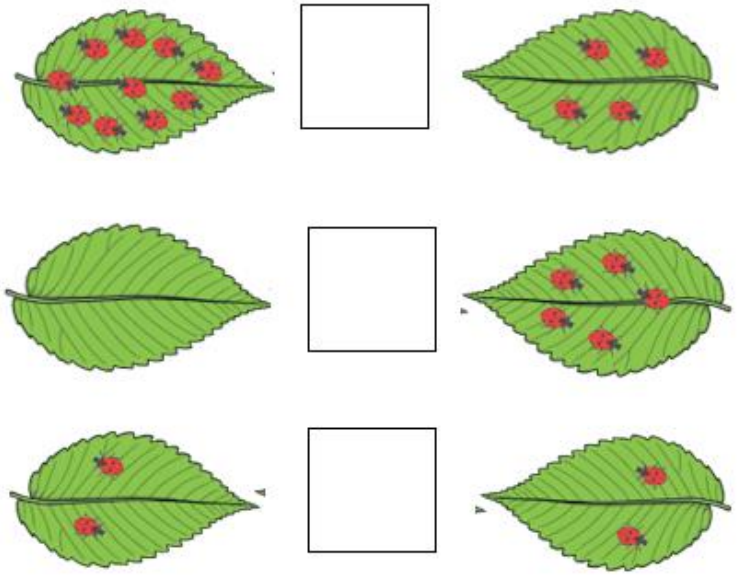

Today we worked in a small group to compare amounts. We counted the objects carefully and compared the amount using greater than, less than and equal to symbols. We the wrote the symbols in our books.



Self Assessment

Do you understand the task?



Thursday 24th September 2026

LQ: Can I compare numbers?

24.09.26

Review: Number bonds to 10

Hit the Button - Quick fire maths practise for 6-11 year olds (topmarks.co.uk)



24.09.26



LQ: Can I compare numbers?

Steps to success



I can identify and represent numbers using concrete objects and pictorial representations.

I can use the language equal to, greater than (more) and less than (fewer).

I can recognise numbers and link them to the amount they represent.

Star words

less than



equal to



greater than



numbers

1	2	3	4	5
6	7	8	9	10

compare



LQ: Can I compare numbers?

24.09.26

Look at the symbols. Do you remember what they mean?



greater than



equal to



less than

LQ: Can I compare numbers?

24.09.26

Who has **more** pencils Bo or Jess?

How many pencils could Ted have?



Stem sentence: _____ is    _____.

LQ: Can I compare numbers?

24.09.26

Compare these numbers using your arms.

Stem sentence _____ is  _____.

10 > 3

1 < 5

7 > 6

LQ: Can I compare numbers?

24.09.26

Compare these numbers using your arms.

Stem sentence _____ is  _____.



=



Self Assessment

Do you understand how to compare numbers?





LQ: Can I compare numbers?

24.09.26

Task

9	4
6	6
0	1
7	10
2	8



Greater than



Equal to



Less than

Challenge:

Write a sentence to compare the numbers.

____ is greater than____

____ is less than ____

____ is equal to ____

Self Assessment



Do you understand the task?

Friday 25th September 2026

25.09.26

Review: Counting backwards from 10.

Counting to 10 Forwards and Backwards - ROCKET THEME Song for Children Toddlers Preschool - YouTube



TPs: What is the **biggest** number?

TPs: What is the **smallest** number?

25.09.26



LQ: Can I order objects and numbers?

Steps to success



I can confidently count groups of objects to 10.
I can compare three or more groups of objects or numbers.
I can order three or more groups of objects or numbers from the most to the least, and from least to most.

Star words

most, greatest



least, fewest



LQ: Can I order objects and numbers?

25.09.26

Order the children from the **least** amount of stars to the **most** amount of stars.

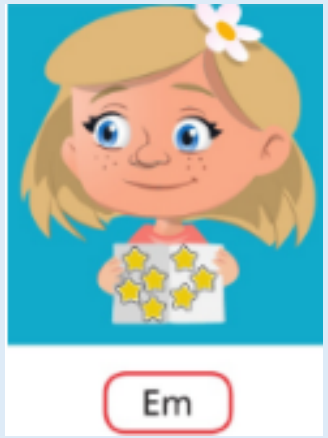





Least → Most

TPs: _____ has the **most** stars.

TPs: _____ has the **least** stars.

LQ: Can I order objects and numbers?

25.09.26

Order the balls from the **least** to the **most.**







Least → Most

TPs: The **most** amount of balls are ____.

TPs: The **least** amount of balls are ____.

LQ: Can I order objects and numbers?

25.09.26

Order the numbers from the **biggest** number to the **smallest** number.

9	5	7

Biggest → Smallest

TPs: _____ is the **biggest number.**

TPs: _____ is the **smallest number.**

LQ: Can I order objects and numbers?

25.09.26



TPs: Discuss who you think has the most or the fewest.

Stem sentence: _____ has the most.



Stem sentence: _____ has the fewest.



Self Assessment

Do you understand how to order objects and numbers?





LQ: Can I order objects and numbers?

25.09.26

Task

Pick 3 flashcards and order them from greatest/biggest number to the fewest/smallest number.



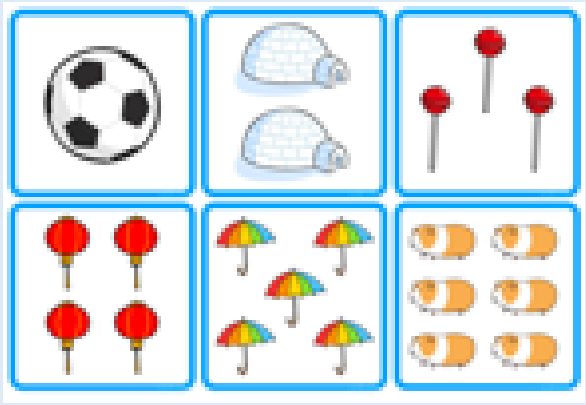

Self Assessment

Do you understand the task?





