Our maths Learning Journey

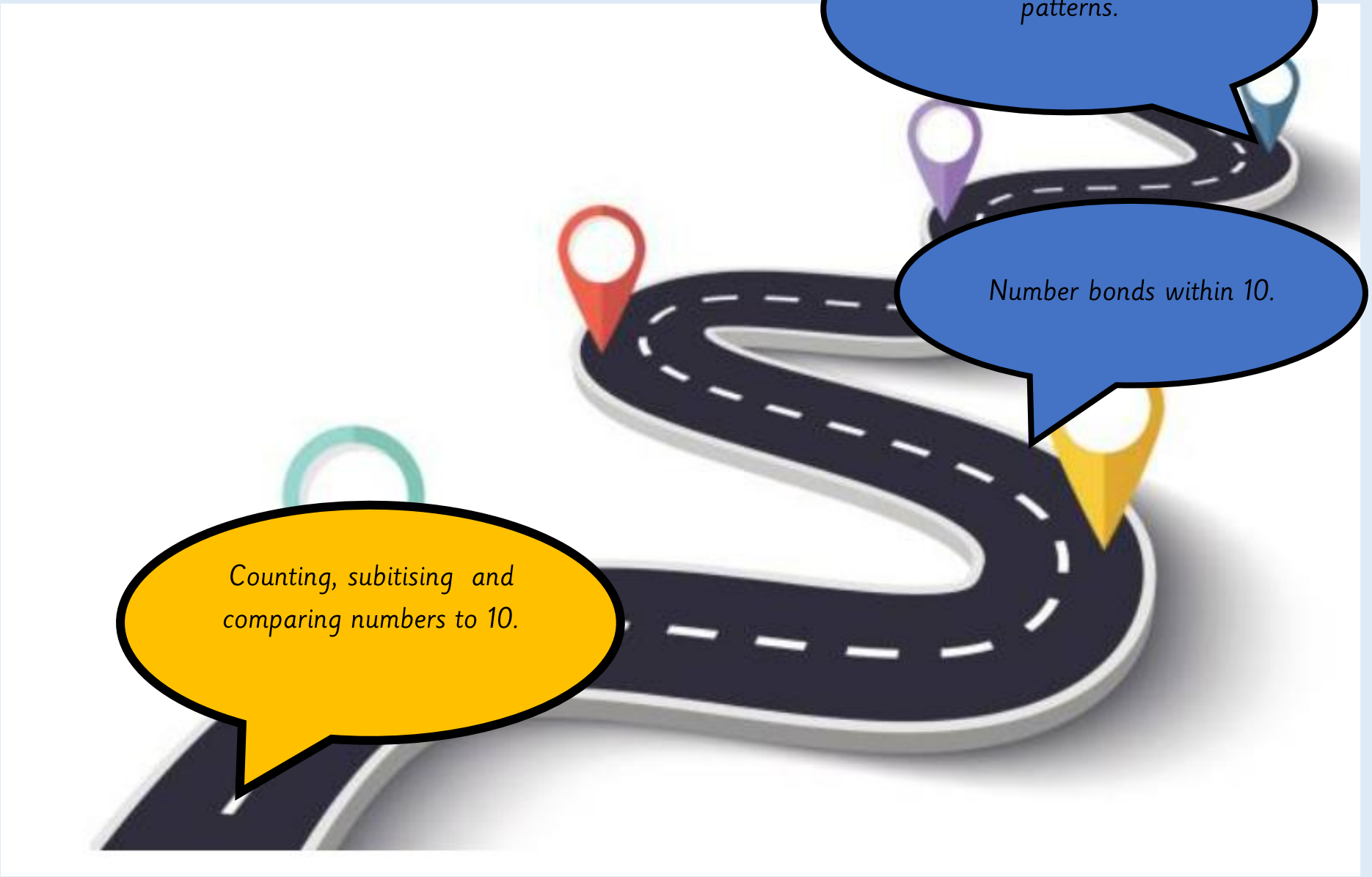

Key vocabulary:

10
20
twenty
Ten
Numbers
Counting
Number bonds
Patterns
Shapes
Square
Triangle
Circle
Rectangle
2D shapes



3 Sort in two different ways.





Wednesday 9th September 2026

LQ: Can I count and compare numbers to 10?

09.09.26

TPs: What is the **biggest** number?

TPs: What is the **smallest** number?



Stem: The biggest number is_____.

Stem: The smallest number is _____.

https://www.youtube.com/watch?v=HkkYaj0m6cg



09.09.26



LQ: Can I count and compare numbers to 10?

Steps to success



I can count forwards to 10.

I can compare two numbers.

I can use the symbols more than, less than and equal to.

Star words

Greater than





Less than





Equal to

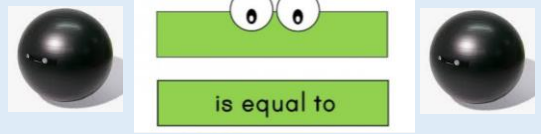

10/ Ten



20/ Twenty



Compare



LQ: Can I count and compare numbers to 10?

09.09.26

Can you recognise these numbers to **10**.

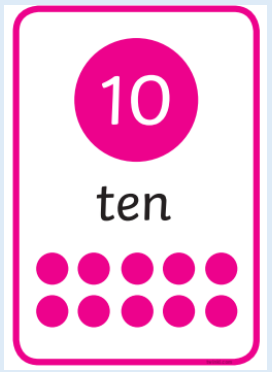













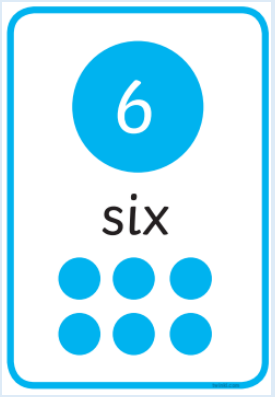





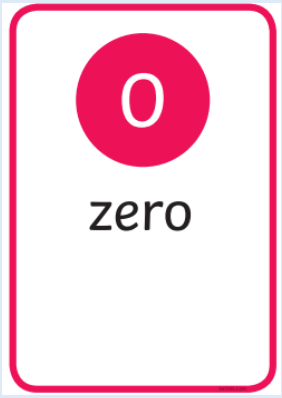

Can you put the numbers in order? Start from the **lowest** number

LQ: Can I count and compare numbers to 10?

09.09.26

TP- What group has more? What group has less?



>





<



Stem: This group has _____.

LQ: Can I count and compare numbers to 10?

09.09.26

TP- What group has more? What group has less?





Stem: This group has _____.





LQ: Can I count and compare numbers to 10?

09.09.26

https://www.youtube.com/watch?v=q4RiCfDvsGc



Self Assessment

Do you understand how to compare numbers?



LQ: Can I count and compare numbers to 10?

09.09.26

Your task

Make these numbers using cubes and compare them using the sentence stem.

____ is greater than (>)____.

____ is less than (<)____.

____ is equal to (=)____.

10	2
1	3
9	5
4	8
5	5

Challenge use lollypop sticks to compare the amounts.

Self Assessment

Do you understand the task?



Thursday 10th September 2026

Our maths Learning Journey

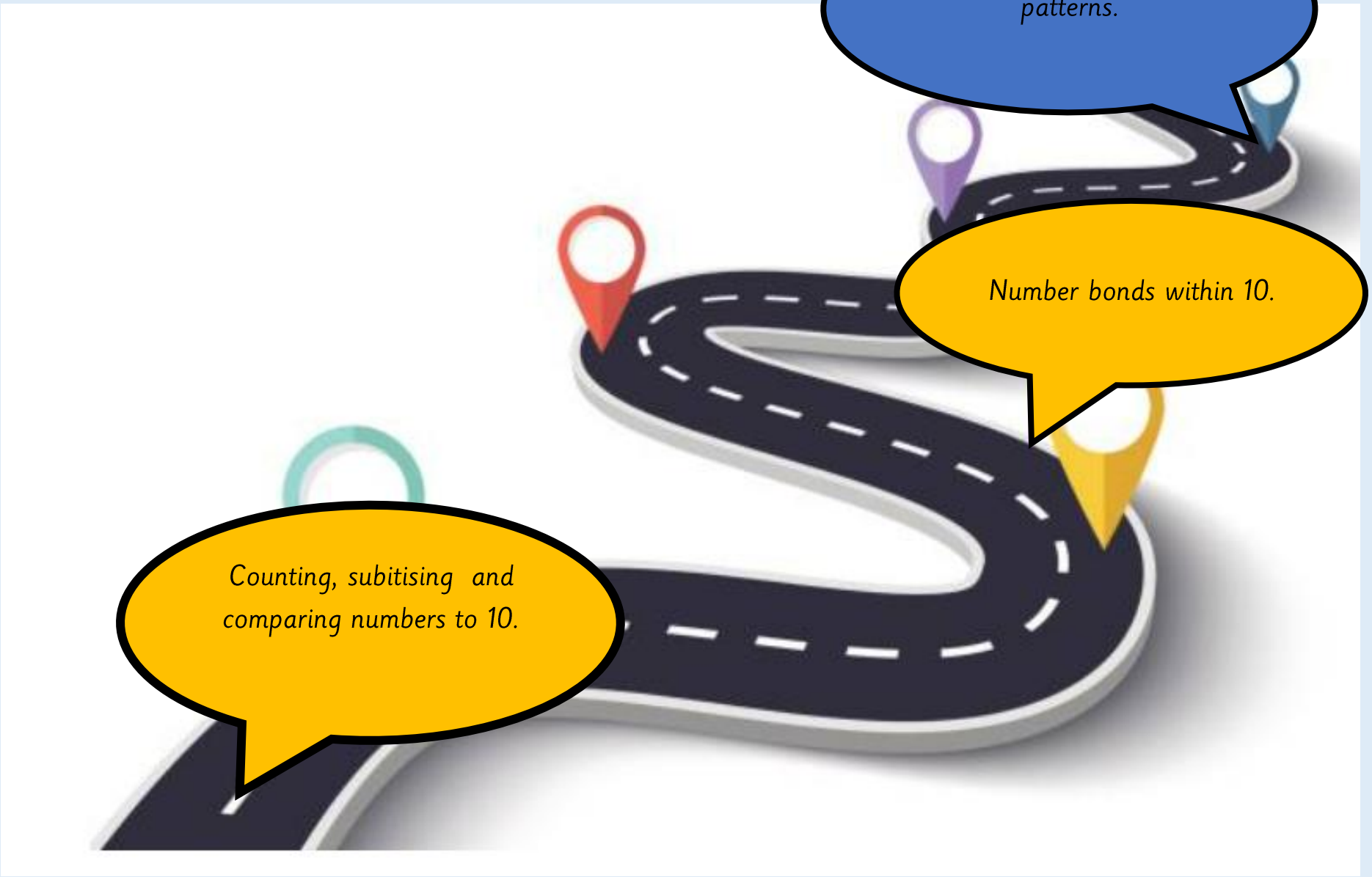

Key vocabulary:

10
20
twenty
Ten
Numbers
Counting
Number bonds
Patterns
Shapes
Square
Triangle
Circle
Rectangle
2D shapes

LQ: Can I say my number bonds to 10?

10.09.26

https://www.youtube.com/watch?v=A1Mazc-SsG0



Teacher to show numbers using their fingers.

TPs: What number did I make?

Stem: I made _____.

10.09.26



LQ: Can I say my number bonds to 10?



Steps to success

I can say number bonds to 10.

I can recognise numbers without counting.

I can recognise patterns.

Star words

numbers



number



dice



tens frame

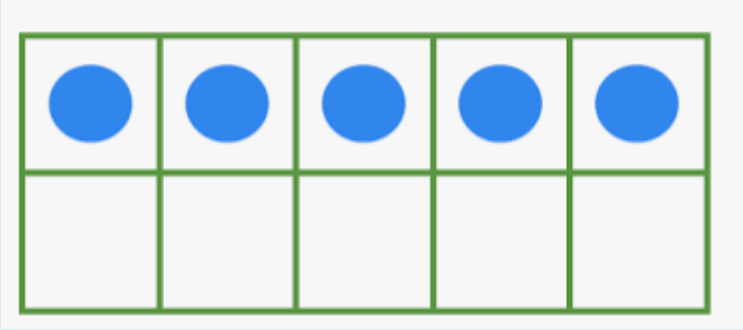

patterns



LQ: Can I say my number bonds to 10?

10.09.26

Roll the dice and say the amount.

https://www.online-stopwatch.com/chance-games/roll-a-dice/

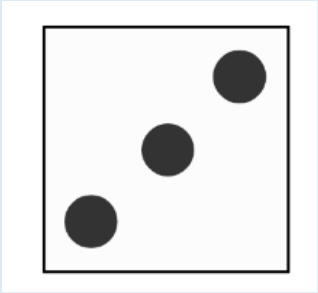

Stem: The number is _____.

LQ: Can I say my number bonds to 10?

10.09.26

What is the amount on the tens frames?

How many more to make 10?



2+ ___ = 10

4+ ___ = 10

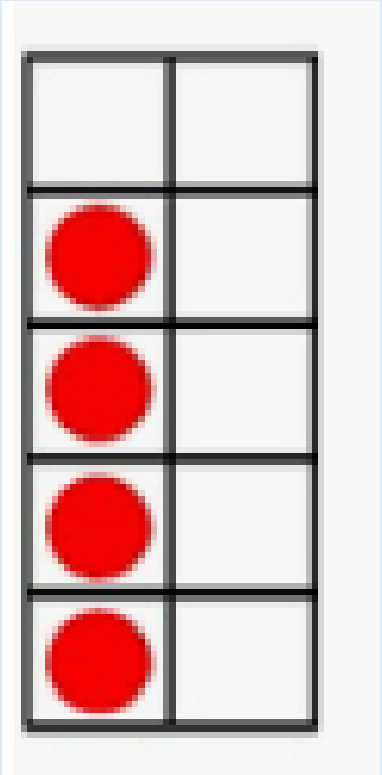

10+ ___ = 10



LQ: Can I say my number bonds to 10?

10.09.26

How many ways can we make 10?

https://www.youtube.com/watch?v=lD9tjBUiXs0

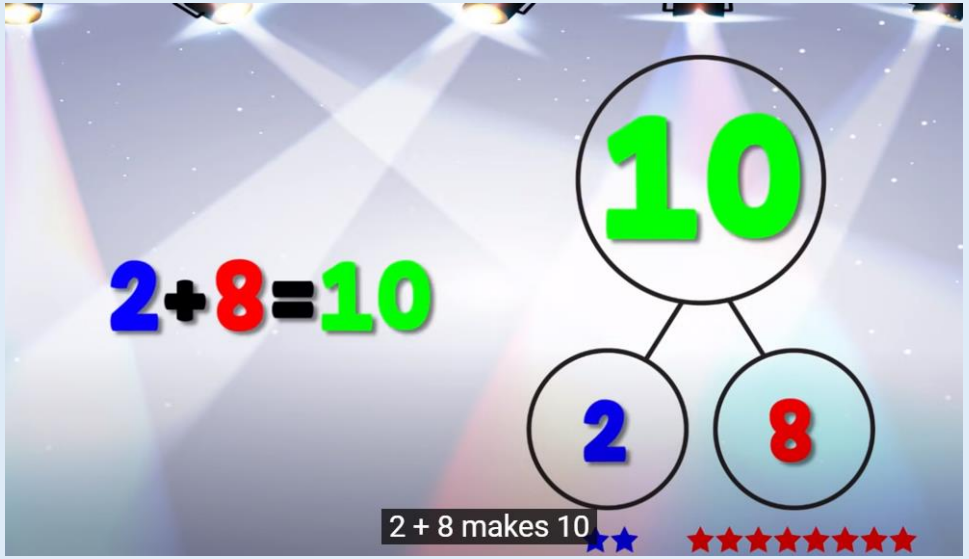

Stem: ___ and ___ makes 10.

LQ: Can I say my number bonds to 10?

10.09.26



Let's make number bonds to 10.

How many ways can we make 10?

Let's use our fingers to help us.

Teacher to model and write number bonds on flip chart.

Self Assessment

Do you understand how to make number bonds to 10?





LQ: Can I say my number bonds to 10?

10.09.26

Your task

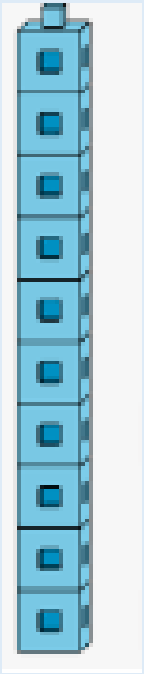

We will now practice at our tables making a tower of 10 cubes, breaking it in two and counting how many on each side. As a challenge we will write the number sentences on whiteboards.

_____ + _____ = 10

Self Assessment

Do you understand the task?



Friday 11th September 2026

Our maths Learning Journey

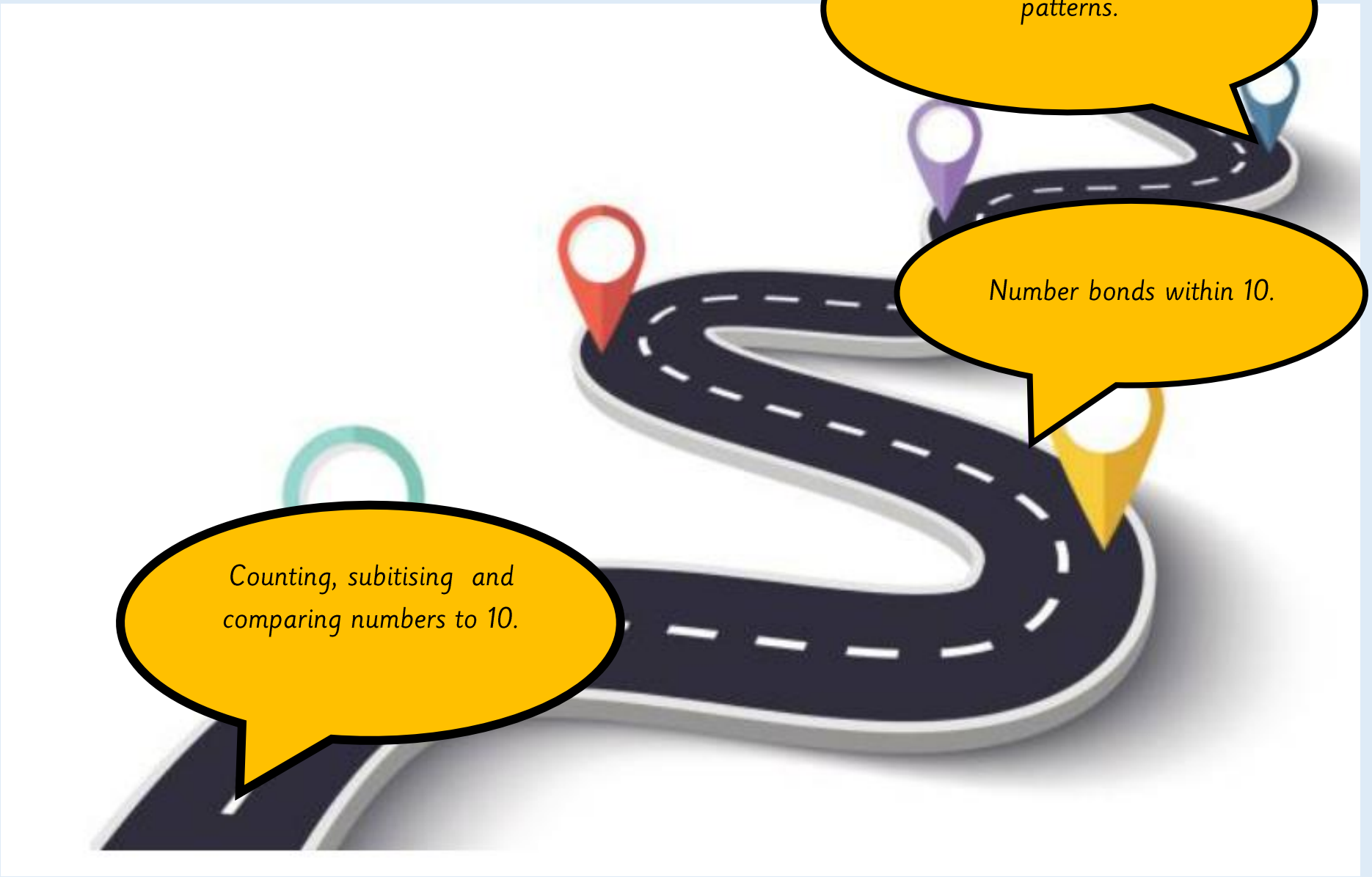

Key vocabulary:

10
20
twenty
Ten
Numbers
Counting
Number bonds
Patterns
Shapes
Square
Triangle
Circle
Rectangle
2D shapes

LQ: Can I recognise shapes and repeated patterns?

11.09.26

https://www.topmarks.co.uk/maths-games/hit-the-button

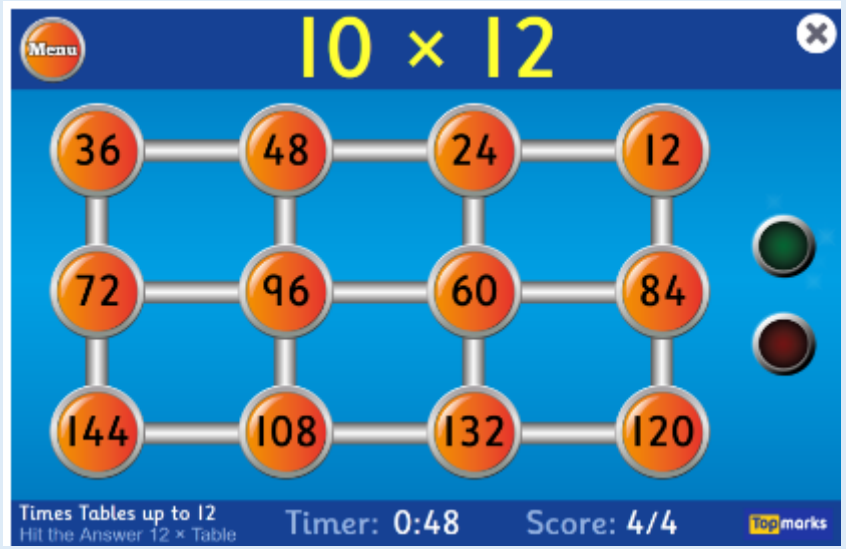

TP: How many number bonds can you remember?

Stem: ____ and ____ makes 10.

11.09.26



LQ: Can I recognise shapes and repeated patterns?



Steps to success

I can recognise shapes.

I can recognise repeated patterns.

Star words

shapes

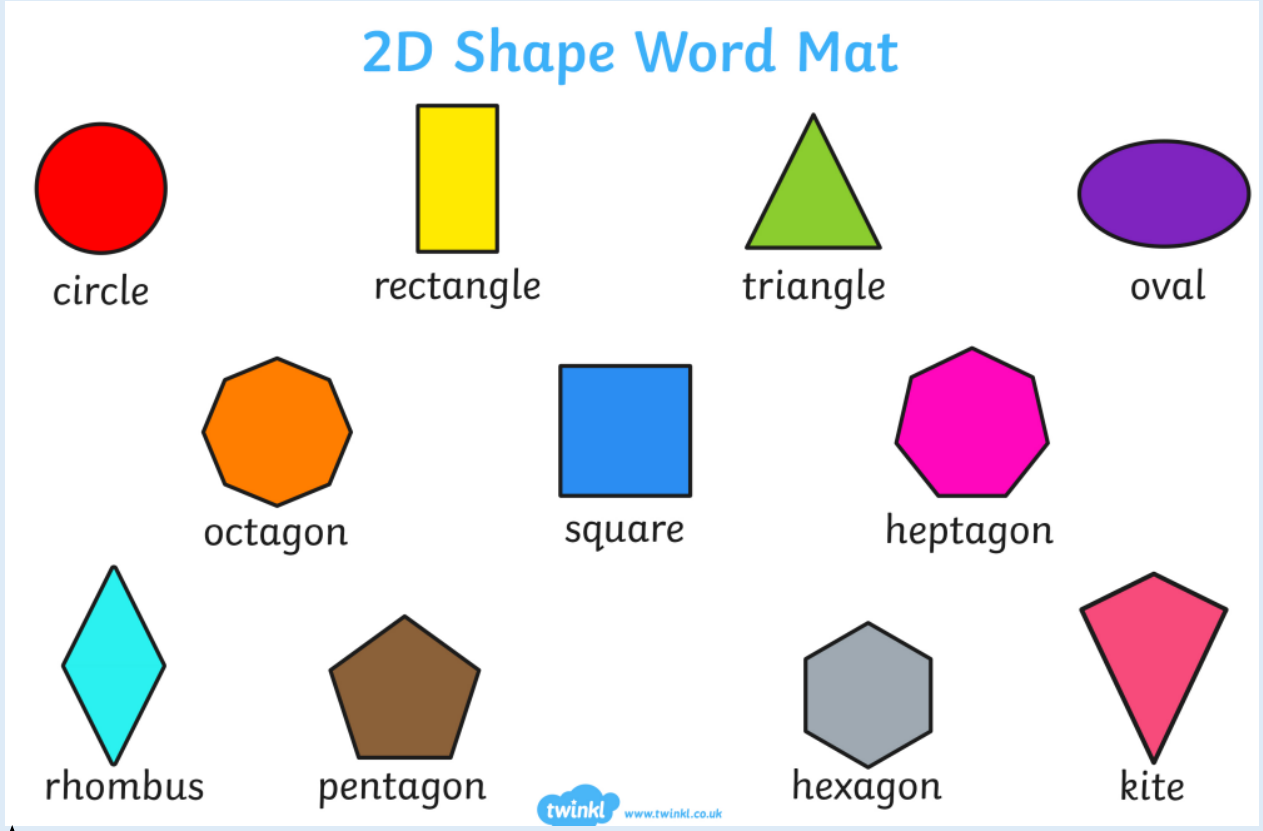

repeated patterns

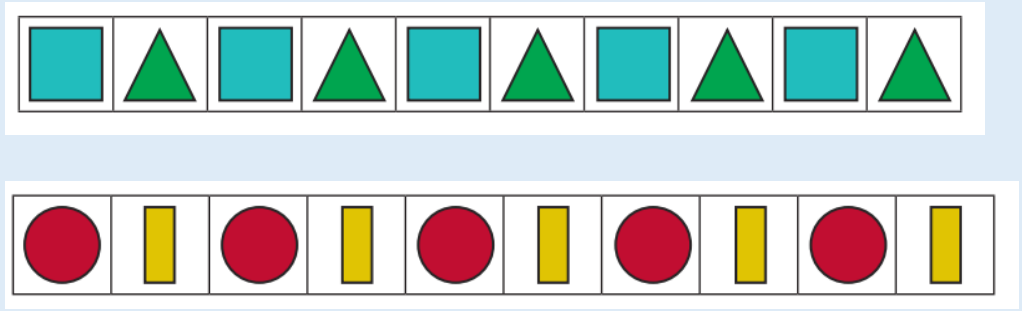

LQ: Can I recognise shapes and repeated patterns?

11.09.26

What shape is this?



How many sides does it have?





How many corners does it have?



Stem: It is a _____.

Stem: It has _____.

LQ: Can I recognise shapes and repeated patterns?

11.09.26

https://www.youtube.com/watch?v=ElQoMOCJw8w



Can you draw these shapes in the air?



Self Assessment

Do you understand how to recognise shapes and patterns?



LQ: Can I recognise shapes and repeated patterns?

11.09.26

Nicole says, this is **not** a circle because it is **small**. Is she correct or incorrect?





Yes she is **correct** because _____.



No she is **incorrect** because _____.



Self Assessment

Do you understand how to recognise shapes and patterns?







LQ: Can I recognise shapes and repeated patterns?

11.09.26

What shape goes next in the pattern?

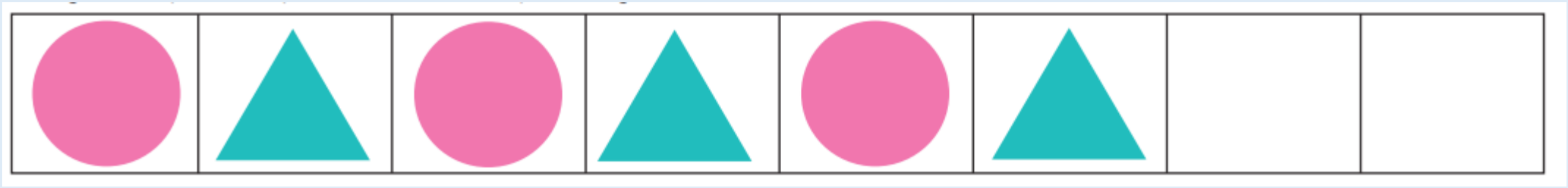

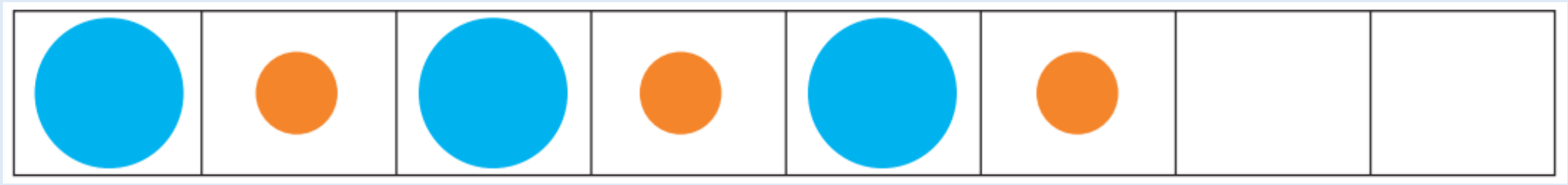

Self Assessment

Do you understand how to recognise shapes and patterns?



LQ: Can I recognise shapes and repeated patterns?

11.09.26

Your task

Complete the pattern sequences by drawing the correct shape and colouring in the correct colour.

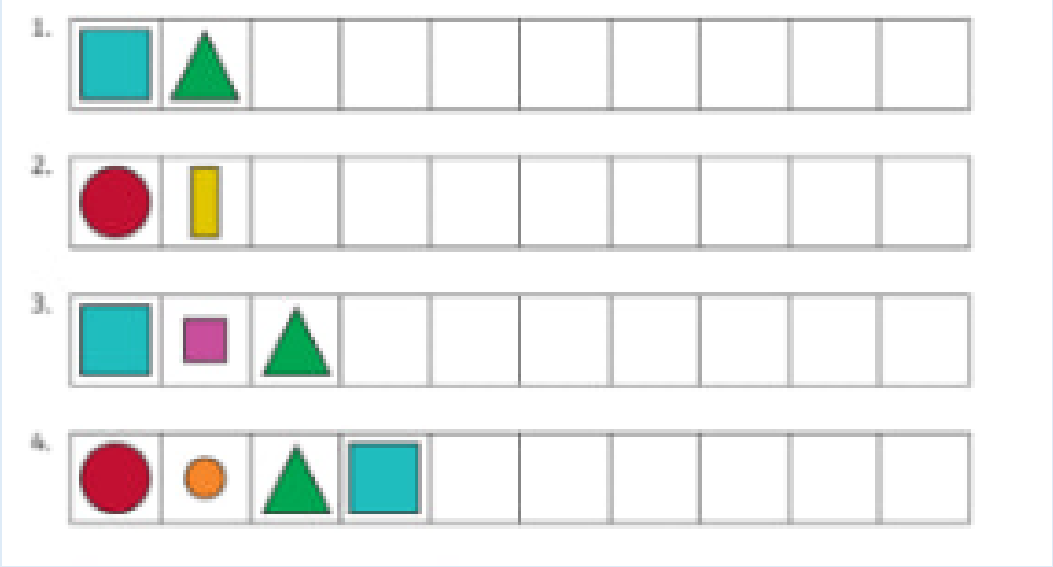

Self Assessment

Do you understand the task?

