

Week 6

Our Art Learning Journey

Key vocabulary:

explore, lines, marks, features, face, eyes, nose, ears, mouth, head, eye brows, tone, colour, shades, portrait, self-portrait, artists, collage, abstract, draw

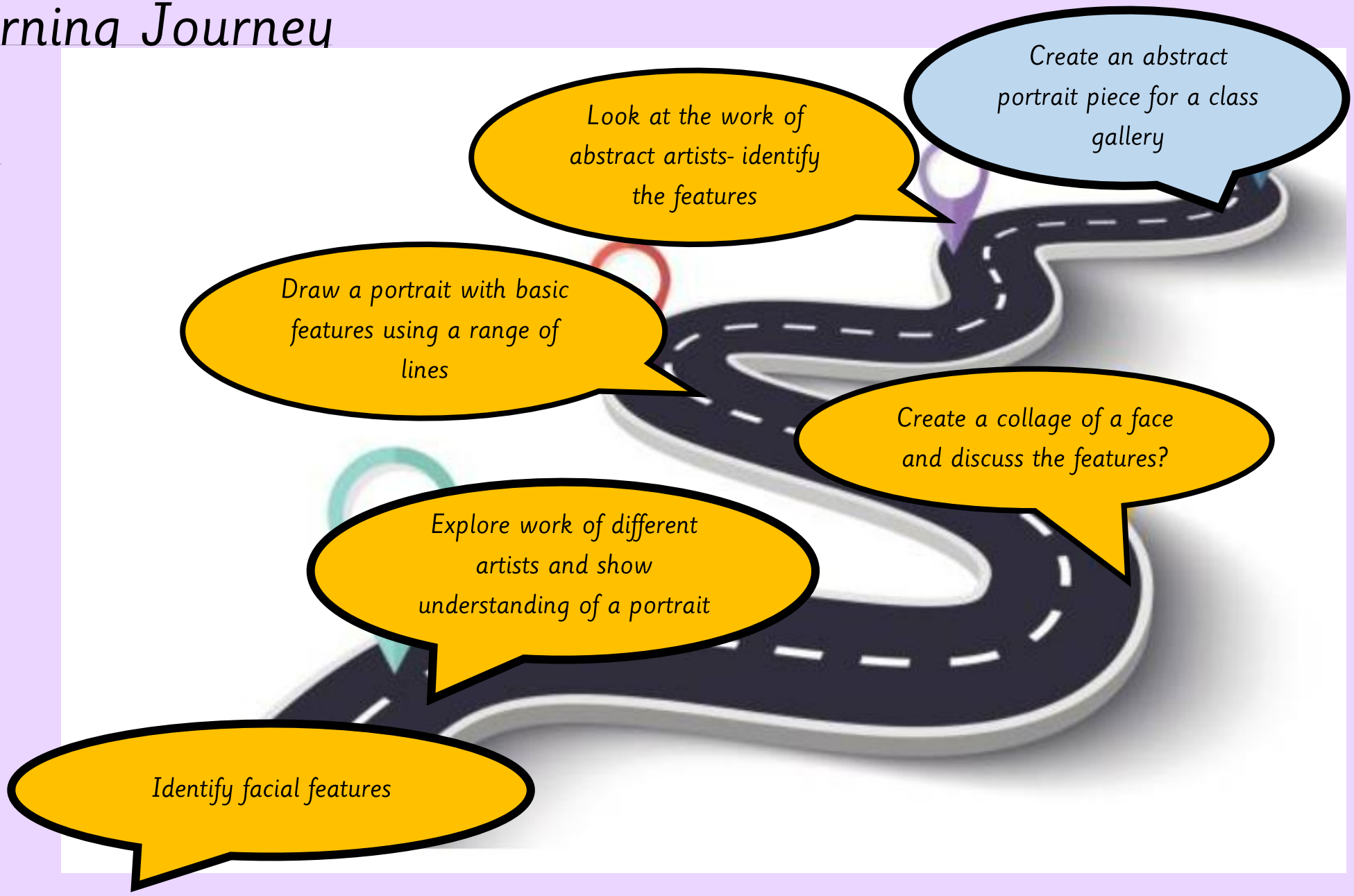

Friday 9th October 2026



LQ: Can I discuss the work of abstract artist and identify the features?

Steps to success



All: I can talk about one piece of abstract art and describe the features.

Most: I can describe the features and name the artist.

Some: I can discuss how I feel about the artwork.

Star words

artist



abstract



colours

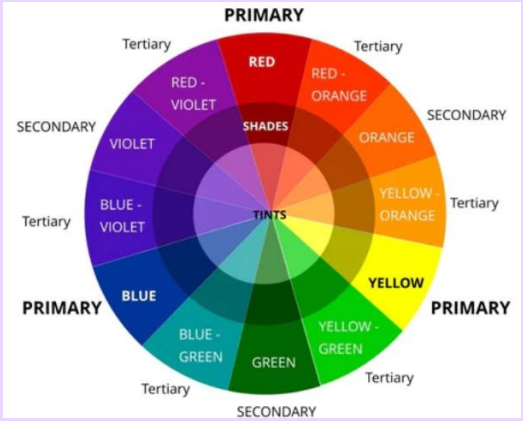

features

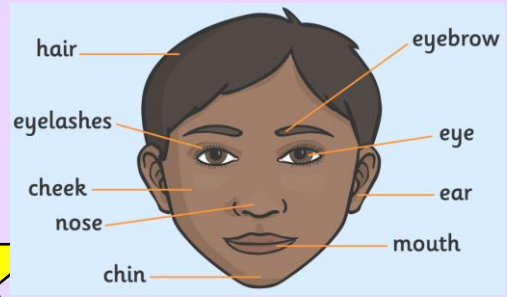

lines

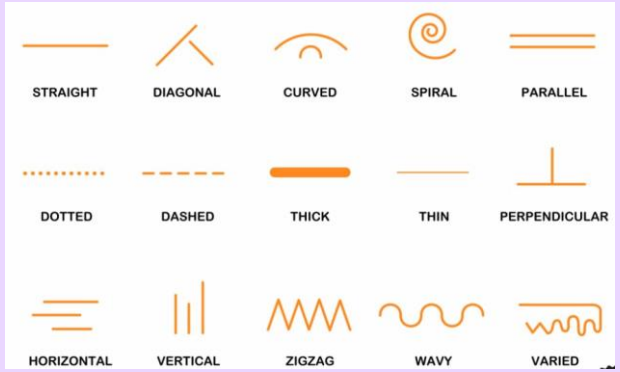

forms



LQ: Can I discuss the work of abstract artists and identify the features?

Revisit

Friday 9th October 2026

TPs: What is a portrait?

Stem sentence:

A portrait is…

A portrait is a picture of a person or a group of people. Images of faces are called portraits.



TPs: What are facial features?

Stem sentence:

Facial features are…

Facial features are the main parts on the front of the face.











Today we are going to look at abstract art and identify and discuss the features. Then we are going to make our own abstract portrait.

Let's find out more about abstract art.

Abstract art doesn't represent images of our everyday lives such as animals, objects, nature etc.

It has colours, lines and shapes, but they are not designed to represent living things or actual objects.









Abstract art can still express **emotions** and **feelings** by using **colours**, **lines** and **forms**.

Form is when objects are 3 dimensional (not flat) or have length, width and height.

TPs: How do these artwork make you feel? Why?





Stem sentence:

This artwork makes me feel…because…

Self assessment

Do you understand what abstract art is?



LQ: Can I discuss the work of abstract artists and identify the features?

Friday 9th October 2026

We will be exploring and discussing abstract art by the artist Pablo Picasso. Pablo Picasso is a famous artist.



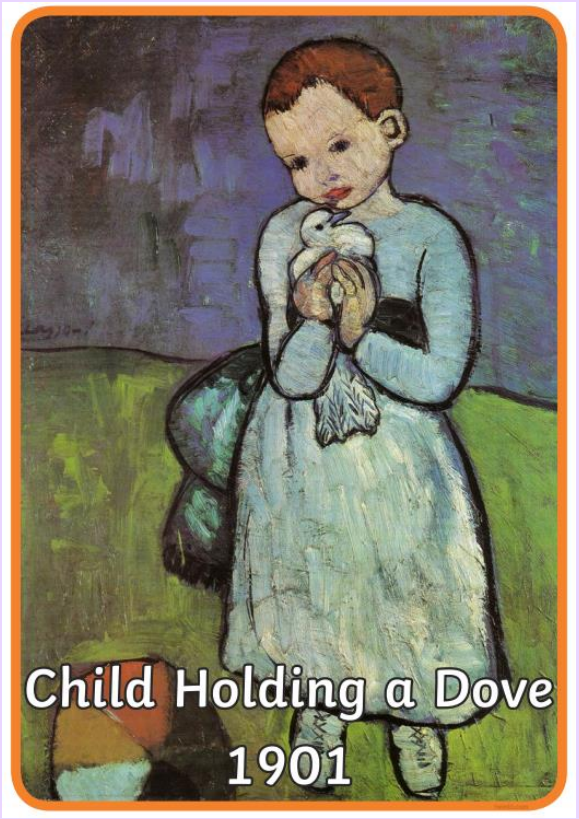



LQ: Can I discuss the work of abstract artists and identify the features?

Friday 9th October 2026

Pablo Picasso was one of the first artists to explore abstract art. He decided to paint portraits from the front and then the side and he put them together. Lots of people told him he shouldn't do it but he decided to be brave and do it.



Reading at a Table
Pablo Picasso



Woman in an Armchair
Pablo Picasso



Head of a Woman
Pablo Picasso

LQ: Can I discuss the work of abstract artists and identify the features?

Friday 9th October 2026

Picasso was trying to show what sadness looks like when he painted this woman.

Weeping Woman
(1937)



TPs: Do you think that he has managed to show sadness in his painting?

Stem sentence:

Yes because…

No because…

How does this picture make you feel? Why?

Stem sentence:

This picture makes me feel…because…

LQ: Can I discuss the work of abstract artists and identify the features?

Friday 9th October 2026



TPs: What features can you see?

Stem sentence:

I can see…

How does this picture make you feel?

Why?

Stem sentence:

This picture makes me feel…because…

LQ: Can I discuss the work of abstract artists and identify the features?

Friday 9th October 2026



TPs: What features can you see?

Stem sentence:

I can see…

How does this picture make you feel? Why?

Stem sentence:

This picture makes me feel…because…

Self assessment

Do you understand how to identify the features within the artwork?



Let's watch some video on how to draw a abstract face portrait.





How To Draw A Picasso Head - YouTube



How to Make a Picasso FACE - easy Pablo Picasso art project for kids #picasso #mrschuettesart - YouTube

Let's do one together. Think about the lines I am going to use and placement of the features.



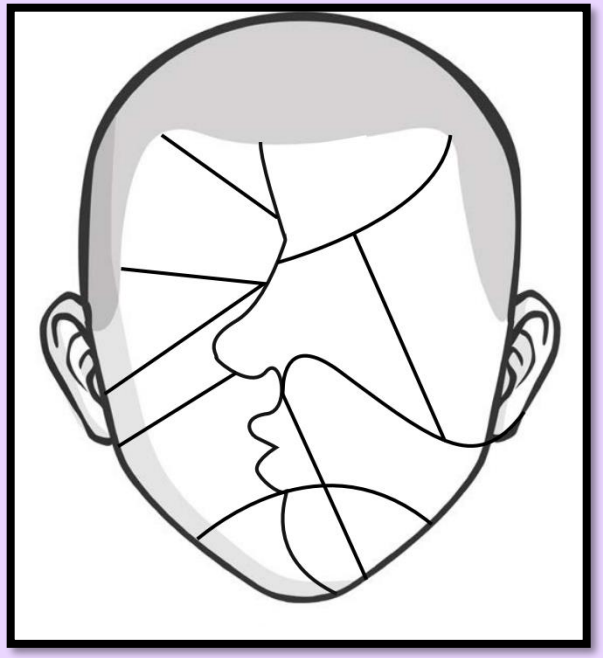



LQ: Can I discuss the work of abstract artists and identify the features?

Friday 9th October 2026

Task

Use the materials to create your own abstract face.

Think about the lines and colours and how you are going to form the face.

Remember to create a side view and a front view.









Note: No recording in books.

Take note of children who make a comment on the artwork to highlight in their books.

Take photos of children exploring artwork and display on working wall with pupil voice for evidence. Remember to keep the work for children to use next week.

CT to provide paper of different sizes.

Self assessment

Do you understand the task?



Assessment

- *All :I can draw an enclosure to represent a face.*
- *Most : I can create an abstract portrait using a variety of lines and shapes.*
- *Some : I can create an abstract portrait making reference to an artist.*

1. *Identify facial features.*
2. *Explore work of different artists and show understanding of a portrait.*
3. *Create a collage of a face and discuss the features.*
4. *Draw a portrait with basic features using a range of lines.*
5. *.Look at the work of abstract artists- identify the features.*
6. *Create an abstract portrait piece for a class gallery.*