

Week 7

Our Art Learning Journey

Key vocabulary:

explore, lines, marks, features, face, eyes, nose, ears, mouth, head, eye brows, tone, colour, shades, portrait, self-portrait, artists, collage, abstract, draw

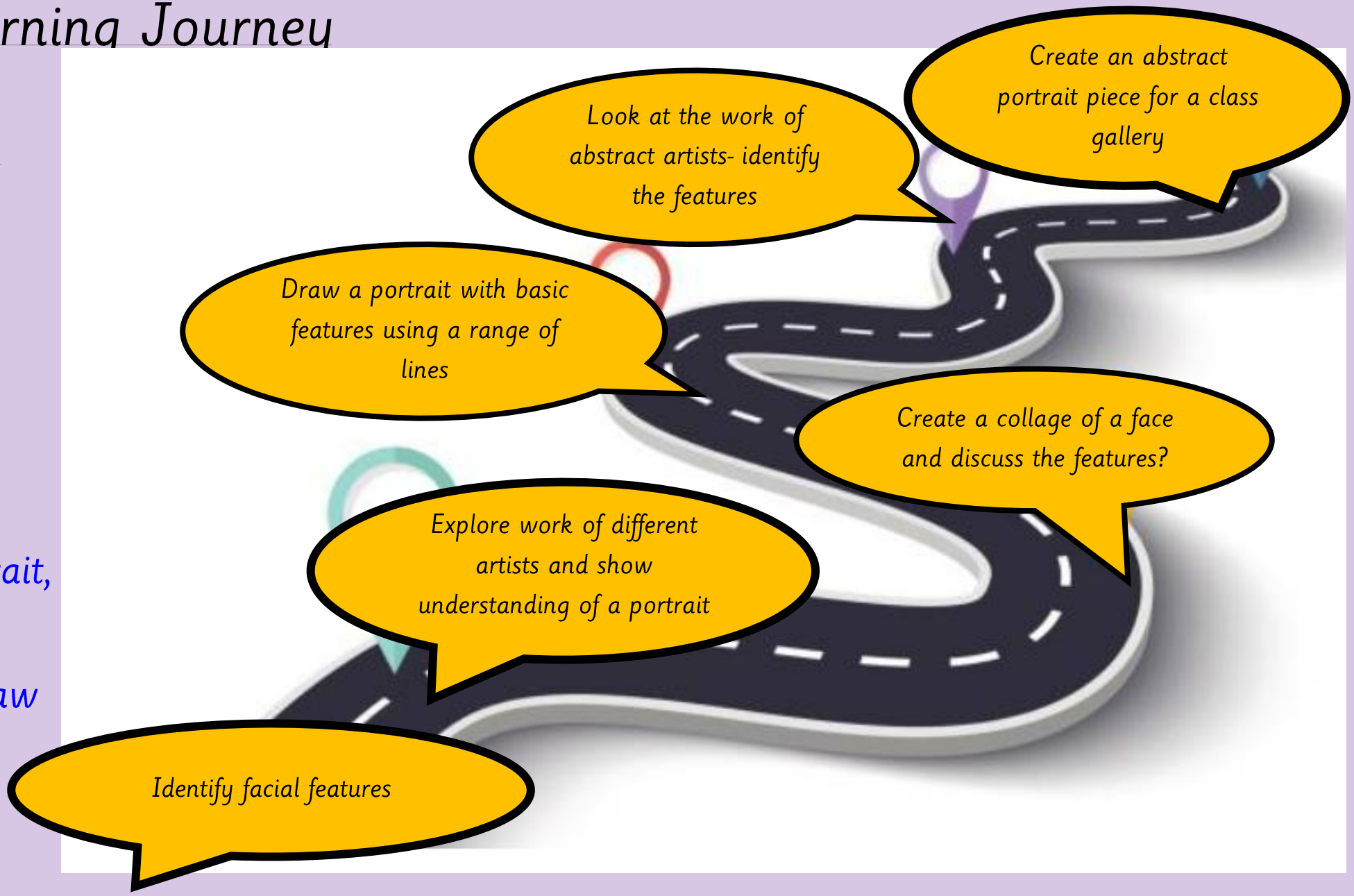

Tuesday 13th October 2026



LQ: Can I create an abstract portrait piece for a class gallery?

Steps to success



All: I can create an abstract artwork inspired by abstract artists.

Most: I can comment on my artwork.

Some: I can evaluate my artwork and link it to abstract artists.

Star words

artist



abstract



front





features

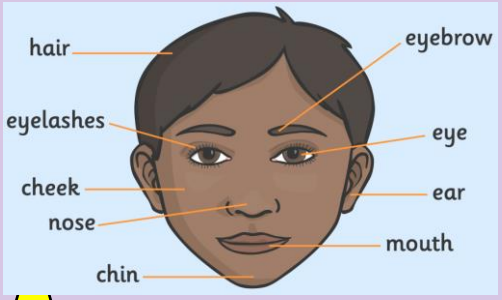

lines

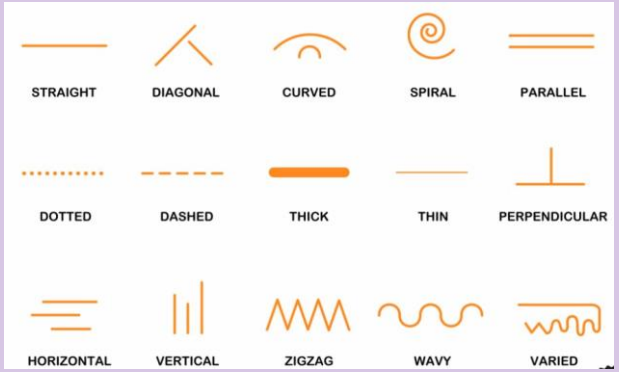

side view

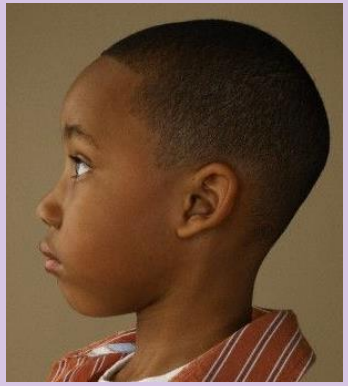

evaluate

Today you are going to continue with your abstract art piece from last week and complete it. Then you are going to evaluate your artwork.





Note: Get children to complete artwork from last week first. Then continue with carpet input.

Evaluate means to judge how you did something and think about how you can improve it (make it even better).



TPs: What do you like about these art pieces?

Stem sentence: I like…



Evaluate means to judge how you did something and think about how you can improve it (make it even better).



TPs: How can you improve it?

Stem sentence: You can improve it by…



Lines, face, eyes, nose, ears, mouth, shades, curvy, straight, dotted, straight, zig-zag, curly, dotted, wavy

LQ: Can I create an abstract portrait piece for a class gallery?

Tuesday 13th October 2026

To evaluate your work use the two stars and a wish method.

Two Stars & a Wish

- I really like the way you ...
- I really like how you ...
- I noticed you ...
- My favourite part was when ...
- I think the best thing about it was ...
- It was interesting how you...
- You grabbed my attention when ...
- You should be proud of ...

- If would be great if you...
- I think you might want to ...
- I would recommend it if you...
- Next time maybe you could try ...
- You can improve by...
- It would be even better if you...



Self assessment

Do you understand how to evaluate your art piece?



LQ: Can I create an abstract portrait piece for a class gallery?

Tuesday 13th October 2026

Task

Now evaluate your portraits on your tables.







What do you like about your artwork?

How can you improve it?

Challenge: Peer evaluation - Evaluate the portrait of the person sitting next to you.

Note: This is a discussion based lesson (No recording in books).
Take note of children who make a comment on the artwork to highlight in their books.
Display work on display board or washing with some child's voice as evidence.

Self assessment

Do you understand the task?



Assessment

- *All :I can draw an enclosure to represent a face.*
- *Most : I can create an abstract portrait using a variety of lines and shapes.*
- *Some : I can create an abstract portrait making reference to an artist.*

1. *Identify facial features*
2. *Explore work of different artists and show understanding of a portrait*
3. *Create a collage of a face and discuss the features?*
4. *Draw a portrait with basic features using a range of lines*
5. *.Look at the work of abstract artists- identify the features*
6. *Create an abstract portrait piece for a class gallery*