Our Maths Learning Journey

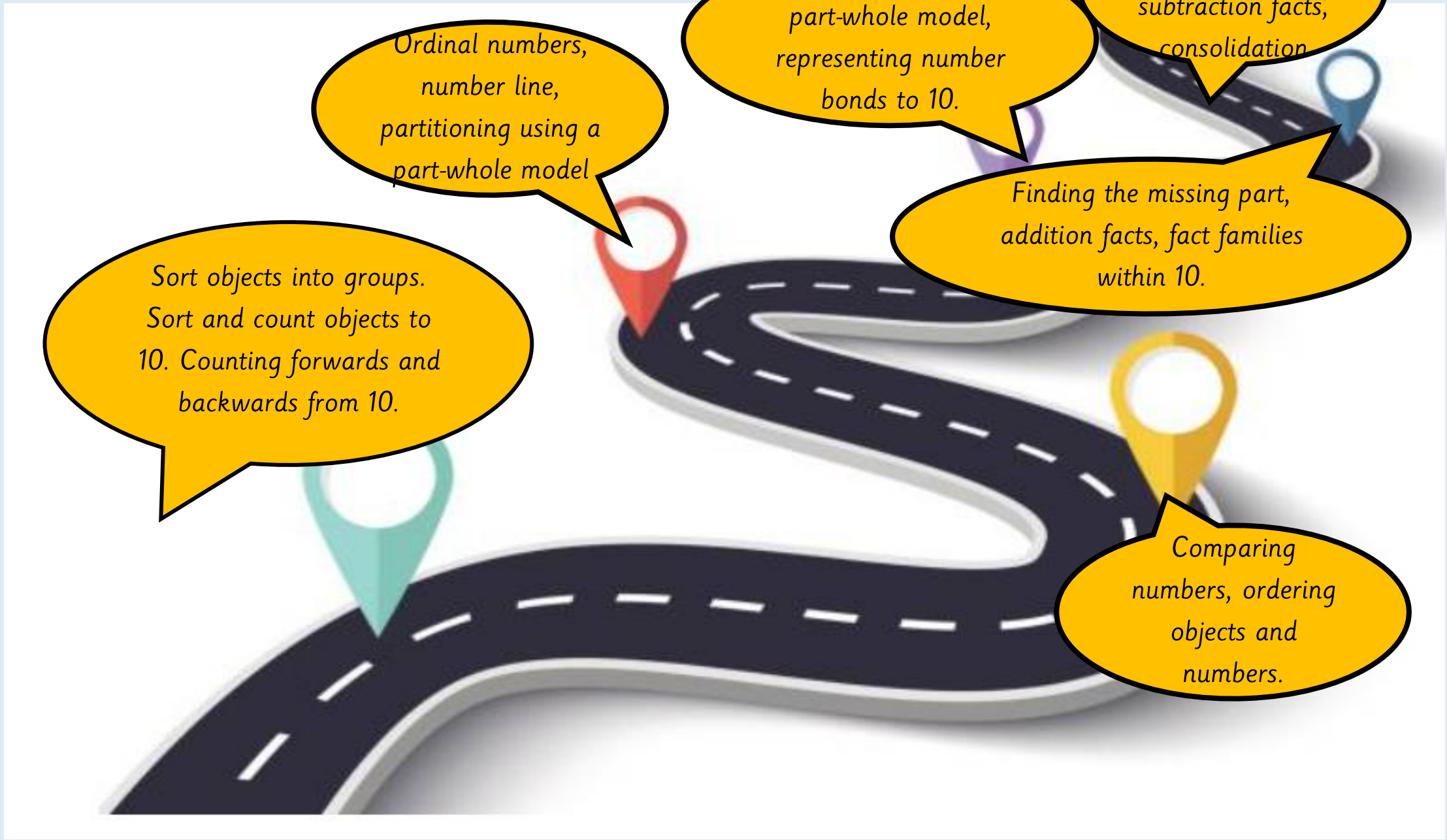

Key vocabulary:

10
20
twenty
Ten
Numbers
Counting
Number bonds
Patterns
Shapes
Square
Triangle
Circle
Rectangle
2D shapes



3 The cars leave one by one.

Count backwards as they leave.

CHALLENGE

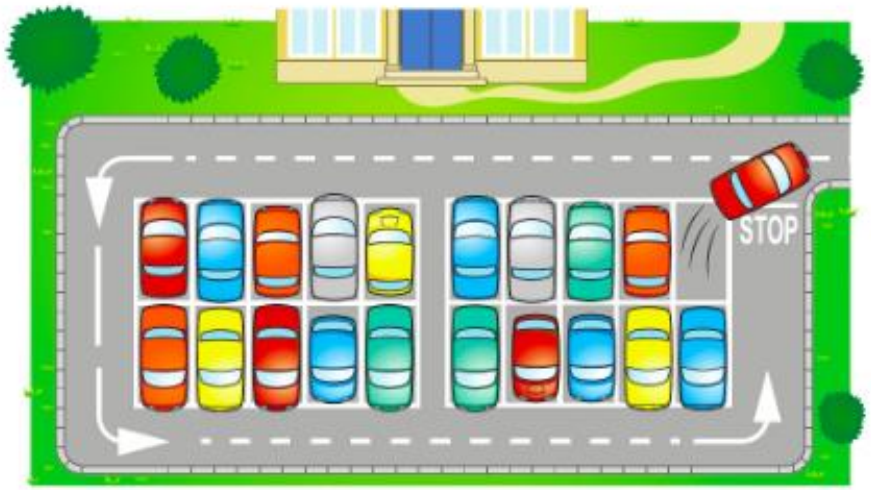

20, 19, 18, 17 ...

Let's see if we can count quicker!





Monday 2nd November 2026

02.11.2026

Review: Ordinal numbers



TPs: _____ is 2nd.

TPs: _____ is 9th.

TPs: _____ is 7th.

02.11.2026



L.Q: Can I find subtraction facts?

Steps to success



I can start with the biggest number first.

I can say each part in the number sentence.

I can switch numbers around to show the same fact.

Star words

part- whole model

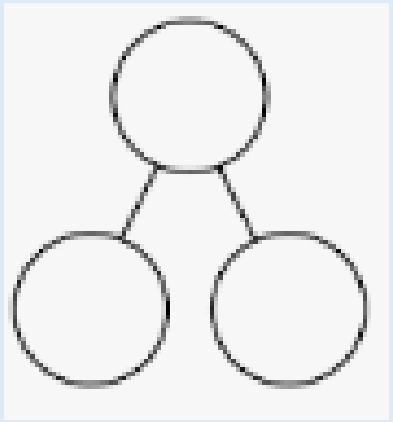

in total, equals

=

number sentence

10 – 4 = 6

10 – 6 = 4

missing number

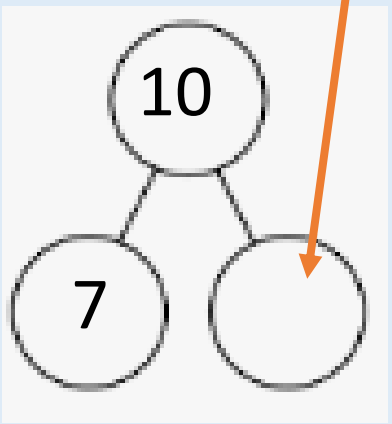

fact families



subtract, minus

–

L.Q: Can I find subtraction facts?

02.11.2026

The whole is 10

One part is 6. The other part is 4

Can you help to complete the part-whole model?

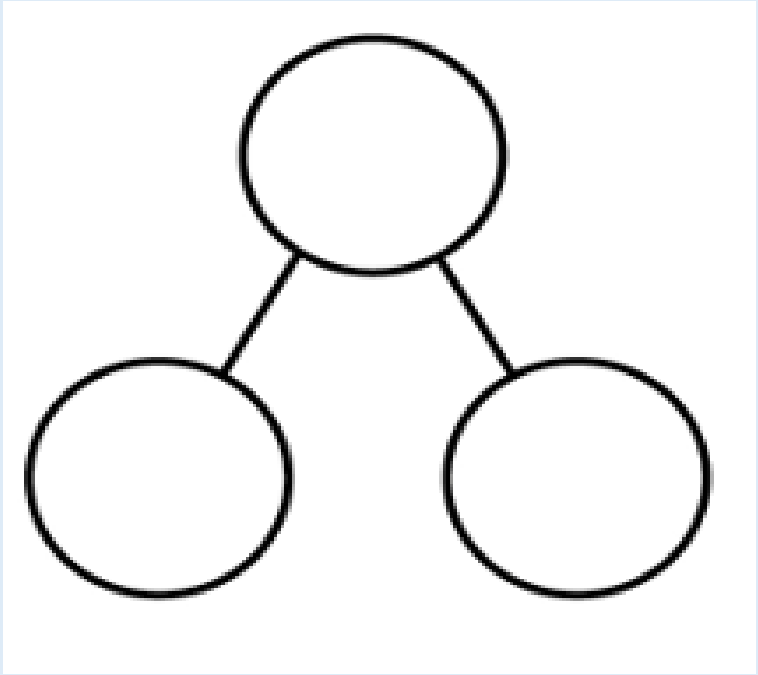

Now we have completed our part whole model, let's write subtraction facts.

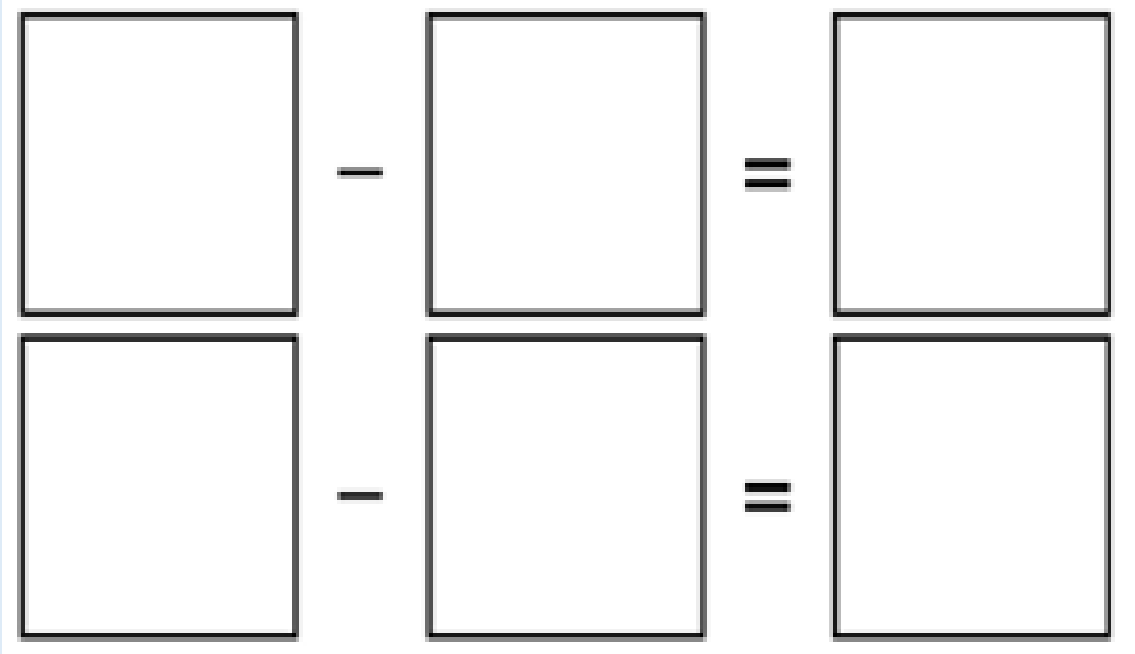

L.Q: Can I find subtraction facts?

02.11.2026

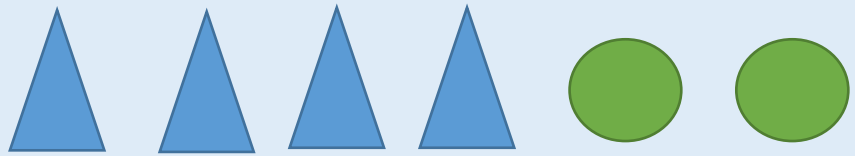

Stem sentence:

The whole is ____.

The parts are ____ and ____.

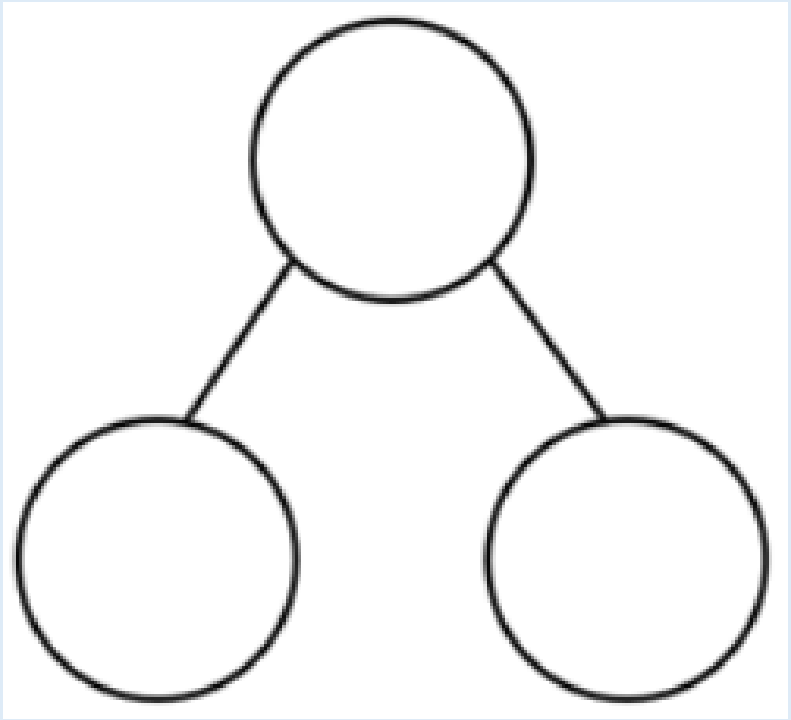

Let's write the subtraction facts:

___ - ___ = ___

___ - ___ = ___

Teacher to model on the board.

L.Q: Can I find subtraction facts?

02.11.2026

Stem sentence:

The whole is ____.

The parts are ____ and ____.



TPs:

On your whiteboards, write the subtraction facts for this part-whole model.

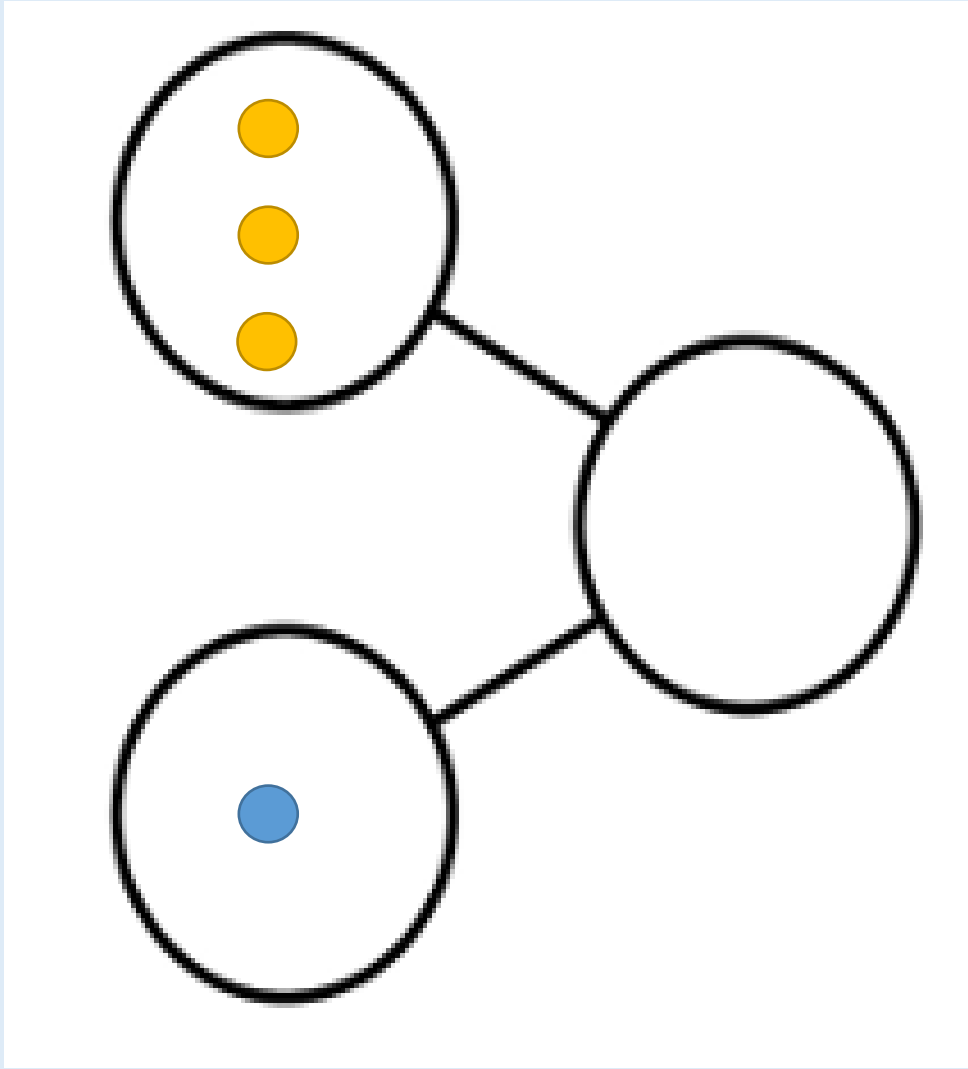

Teacher to model on the board.

L.Q: Can I find subtraction facts?

02.11.2026

Stem sentence:

The whole is ____.

The parts are ____ and ____.



TPs:

On your whiteboards, write the subtraction facts for this part-whole model.

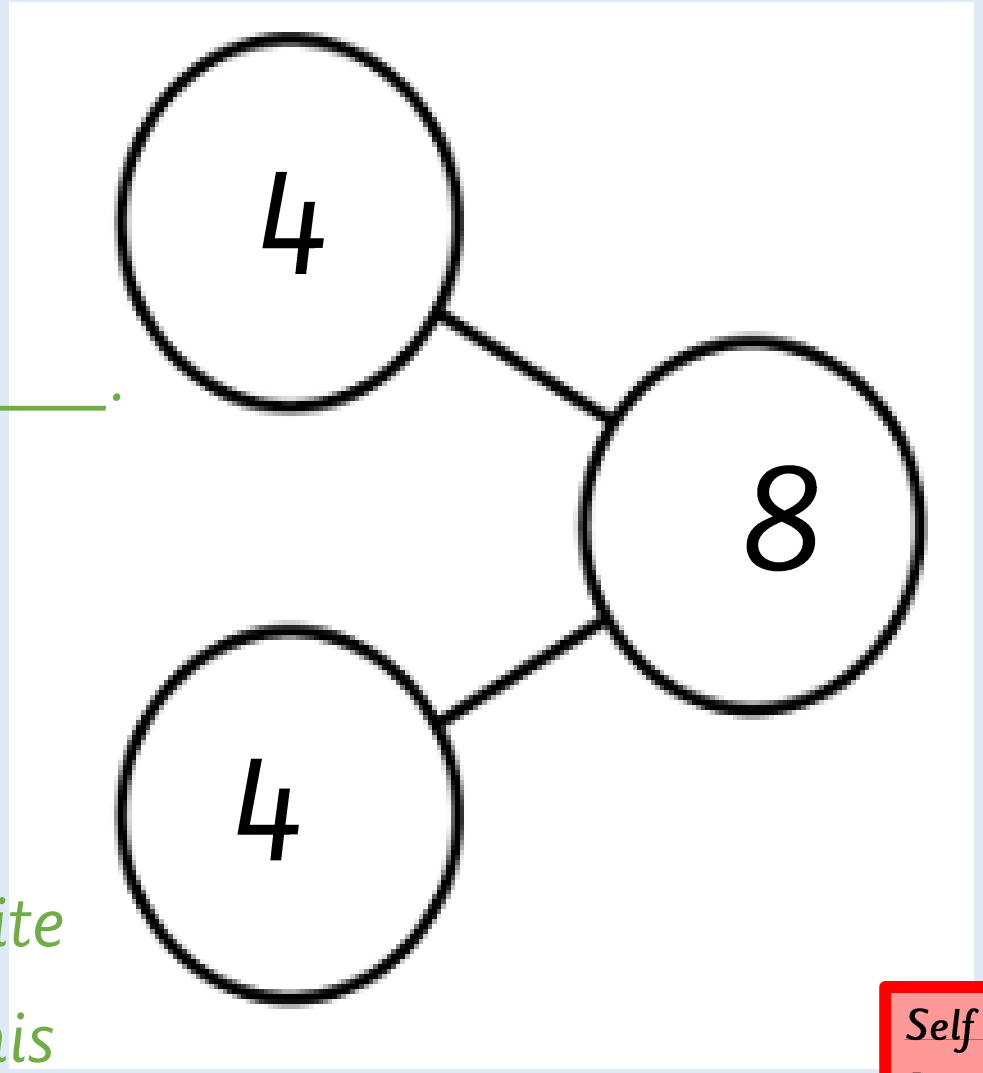

Self Assessment

Do you understand how to find subtraction facts?



L.Q: Can I find subtraction facts?

Task

02.11.2026

1.	2.	3.
Complete the subtraction facts for the part whole models. ___ - ___ = ___ Start with the **biggest** number	Hannah says, I have complete the subtraction facts **correctly**. Is she coorect? 10 – 3 = 7 10 – 7 = 3 Yes, she is correct because _____. No, she is not correct because _____.	Complete the part whole model and write the subtraction fact to match.  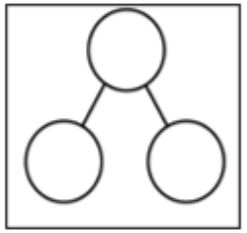

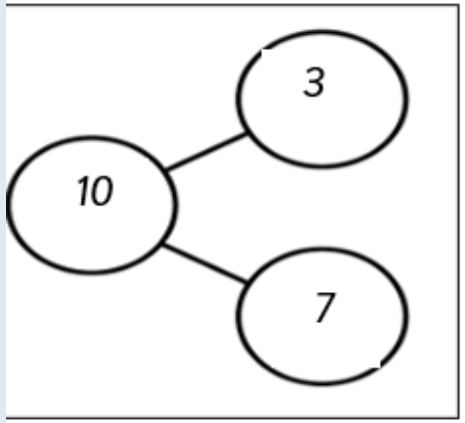

___ - ___ = ___

___ - ___ = ___

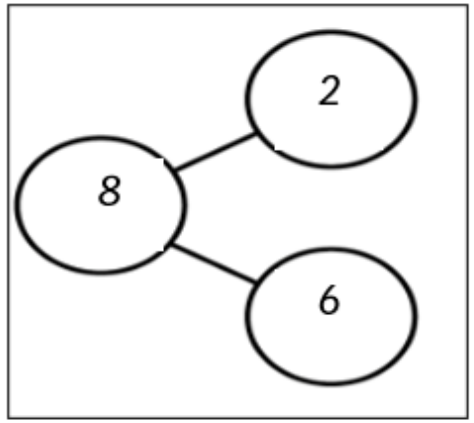

___ - ___ = ___

___ - ___ = ___

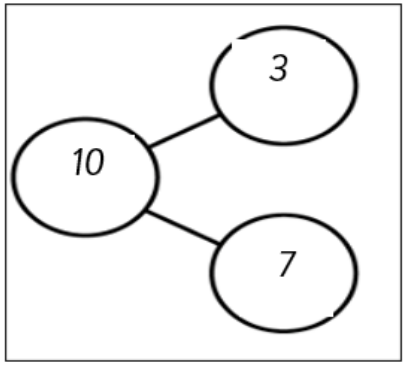

___ - ___ = ___

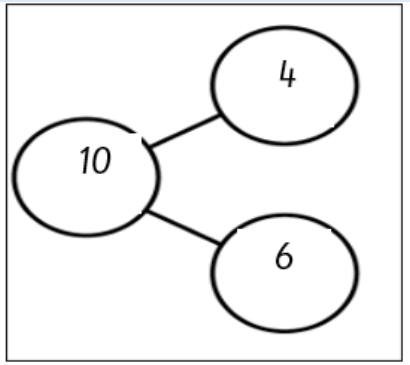

___ - ___ = ___

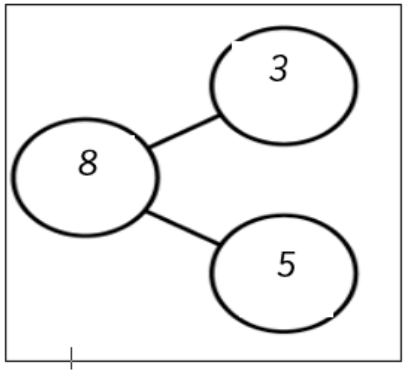

___ - ___ = ___

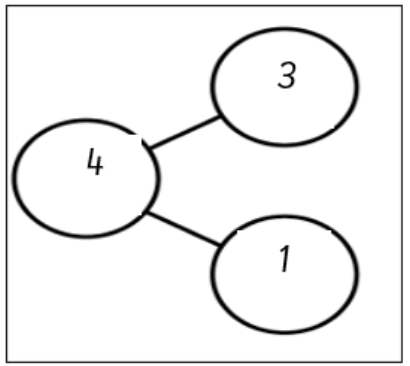

___ - ___ = ___

Self Assessment

Do you understand the task?



Tuesday 3rd November 2026

L.Q. Can I say number bonds within 10?

03.11.2026

Review: Number bonds within 10

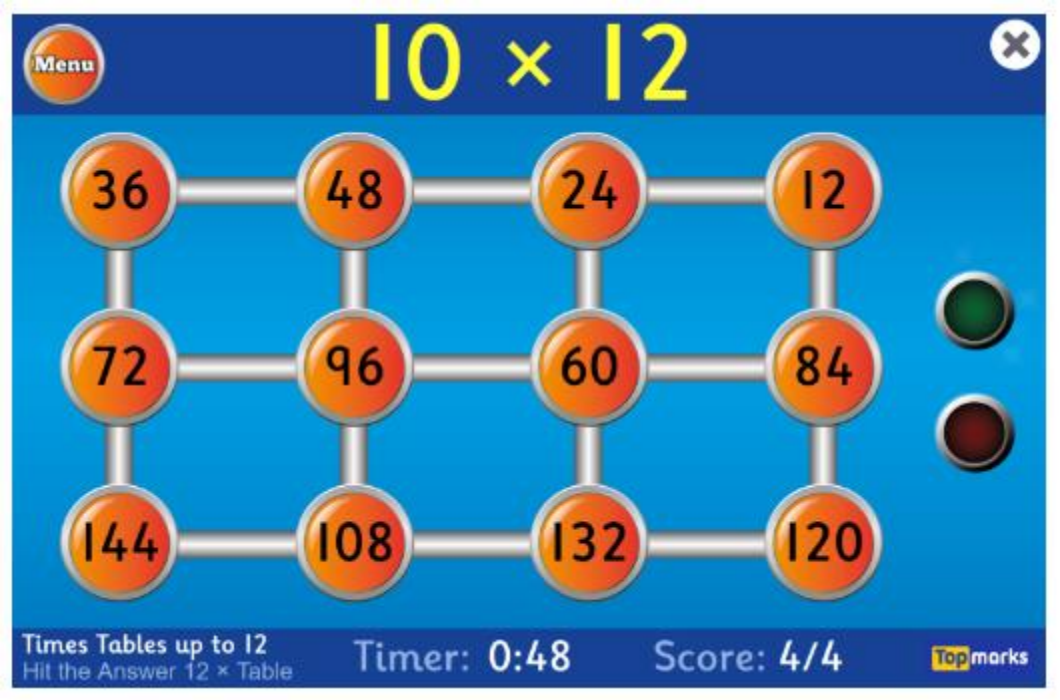

TP: _____ and _____ makes _____.

https://www.topmarks.co.uk/maths-games/hit-the-button

03.11.2026



LQ. Can I count forwards and backwards to 20?

Steps to success



I can confidently count aloud, forwards to 20 and backwards from 20.

I can write numbers to 20 using digits.

Star words

missing numbers

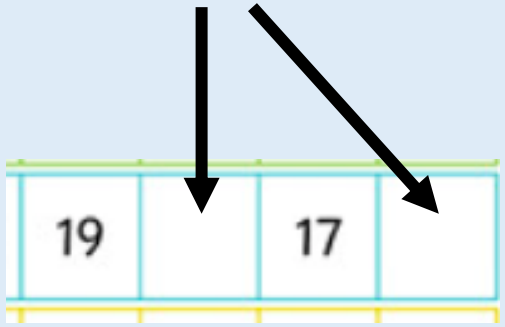

number line

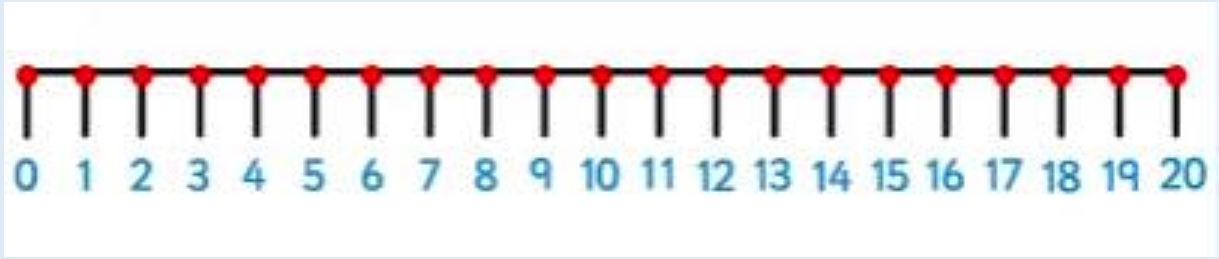

numbers in words

1	One	11	Eleven
2	Two	12	Twelve
3	Three	13	Thirteen
4	Four	14	Fourteen
5	Five	15	Fifteen
6	Six	16	Sixteen
7	Seven	17	Seventeen
8	Eight	18	Eighteen
9	Nine	19	Nineteen
10	Ten	20	Twenty

tens frames

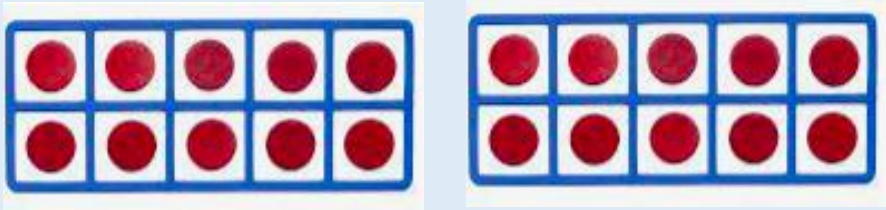

L.Q. Can I count forwards and backwards to 20?

03.11.2026

Let's count forward and backward within 20.

https://www.youtube.com/watch?v=8TIjoLW5oRw

TPs: What happens to the numbers when you count forwards?



TPs: What happens to the numbers when you count backwards?

L.Q. Can I count forwards and backwards to 20? 03.11.2026

When we are counting to and from 20, how many **tens frames** do we have to use?



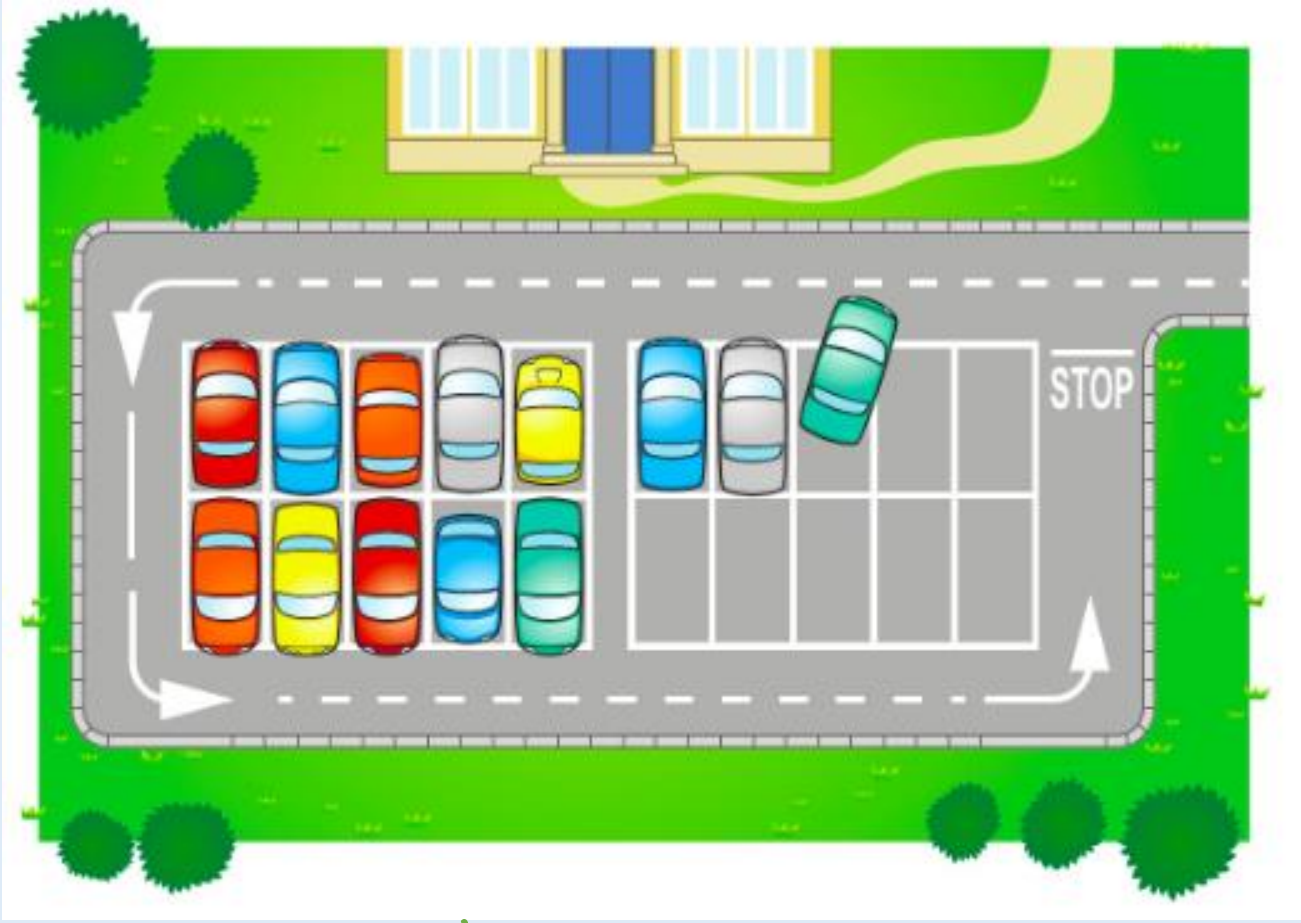

TPs: Let's look at the picture.

How many **cars** are there?

Can you count the **cars** in **two ways**?

L.Q. Can I count forwards and backwards to 20?

03.11.2026

Let's work it out together.

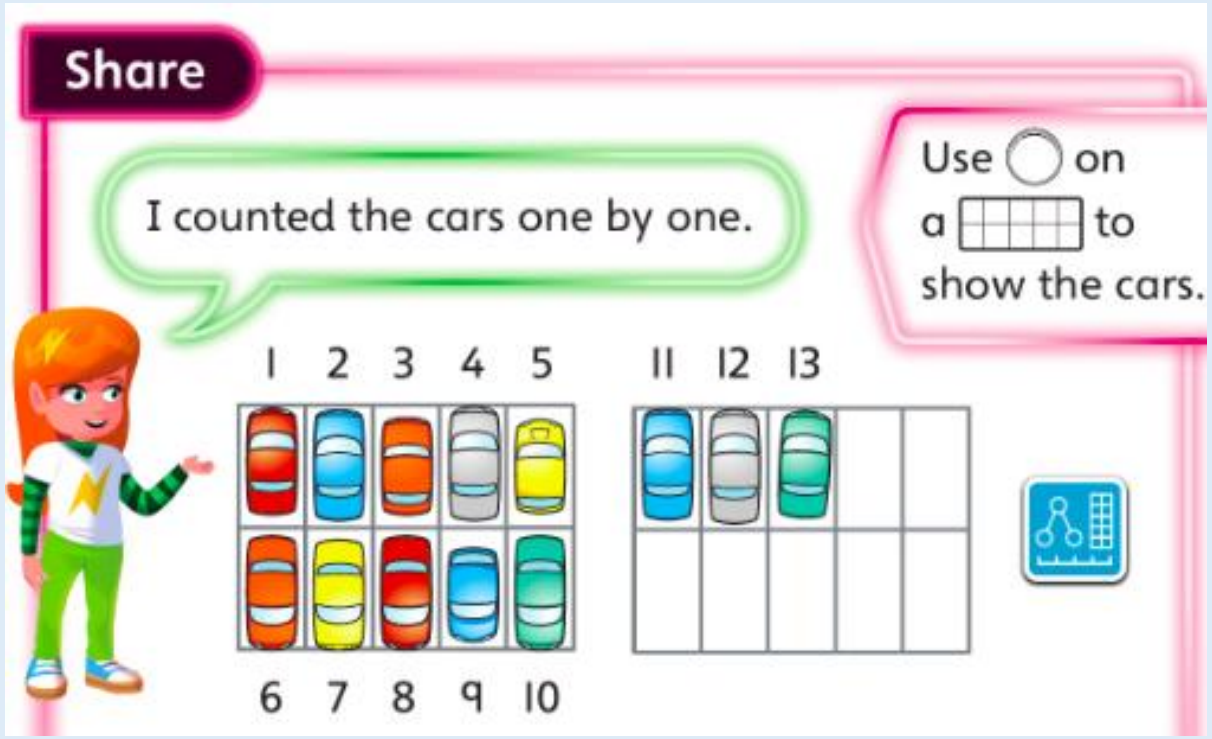

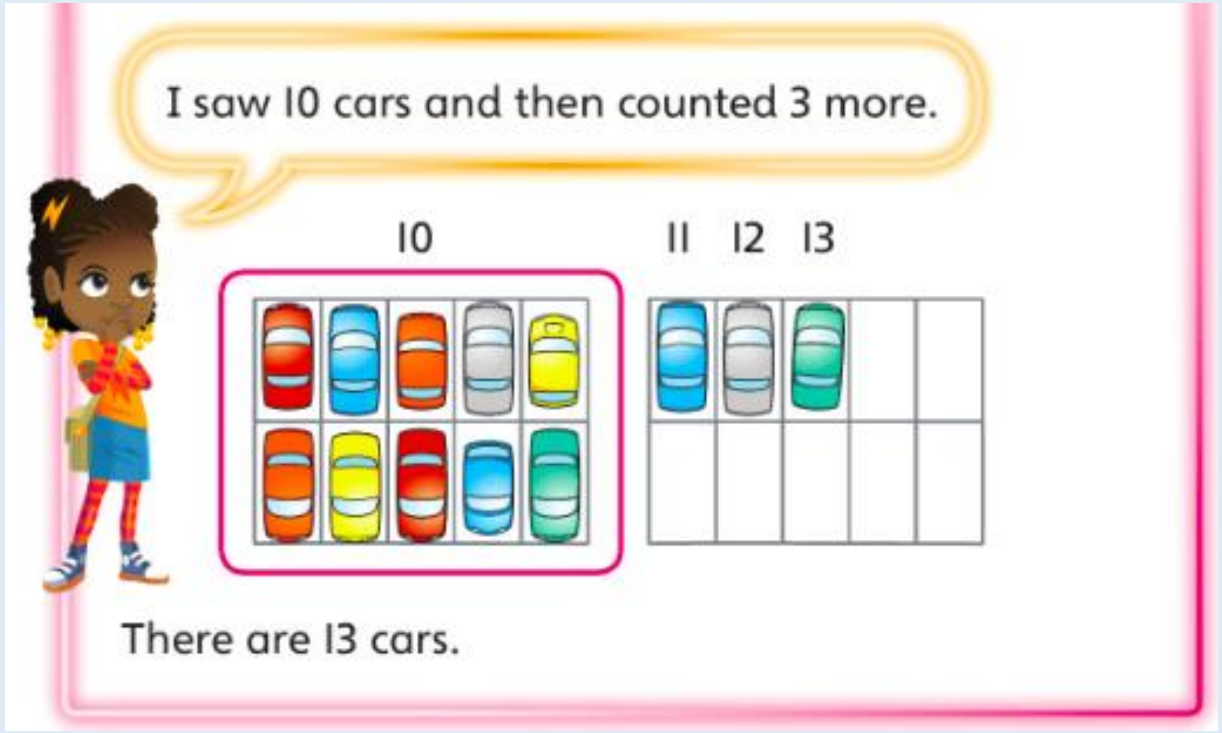

Which way did you work it out?

Which way is quicker?

L.Q. Can I count forwards and backwards to 20?

03.11.2026

What numbers are missing?

Use a number line to help you.

			12	13					

Count forwards

Count backwards

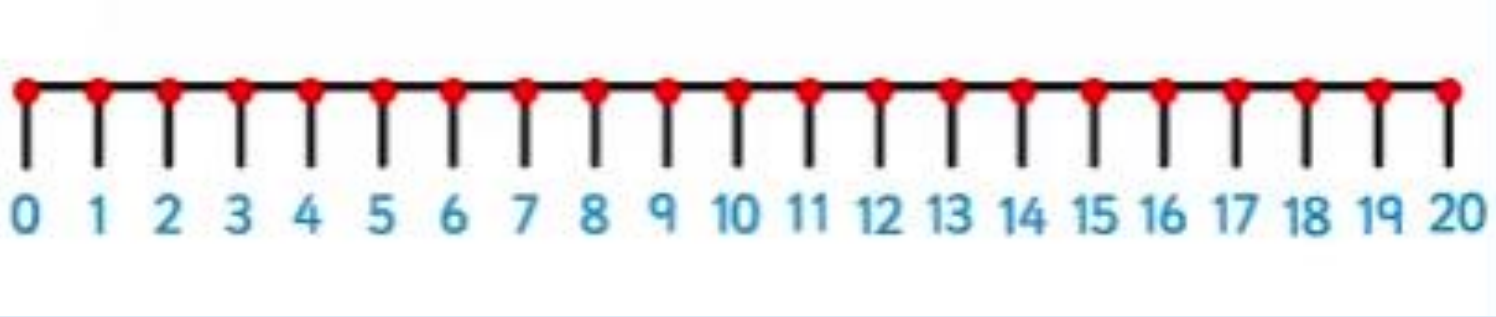

Self assessment

Do you understand how to count forwards and backwards to find the missing numbers?



L.Q. Can I count forwards and backwards to 20?

03.11.2026

Let's practice together.

https://www.topmarks.co.uk/learning-to-count/paint-the-squares

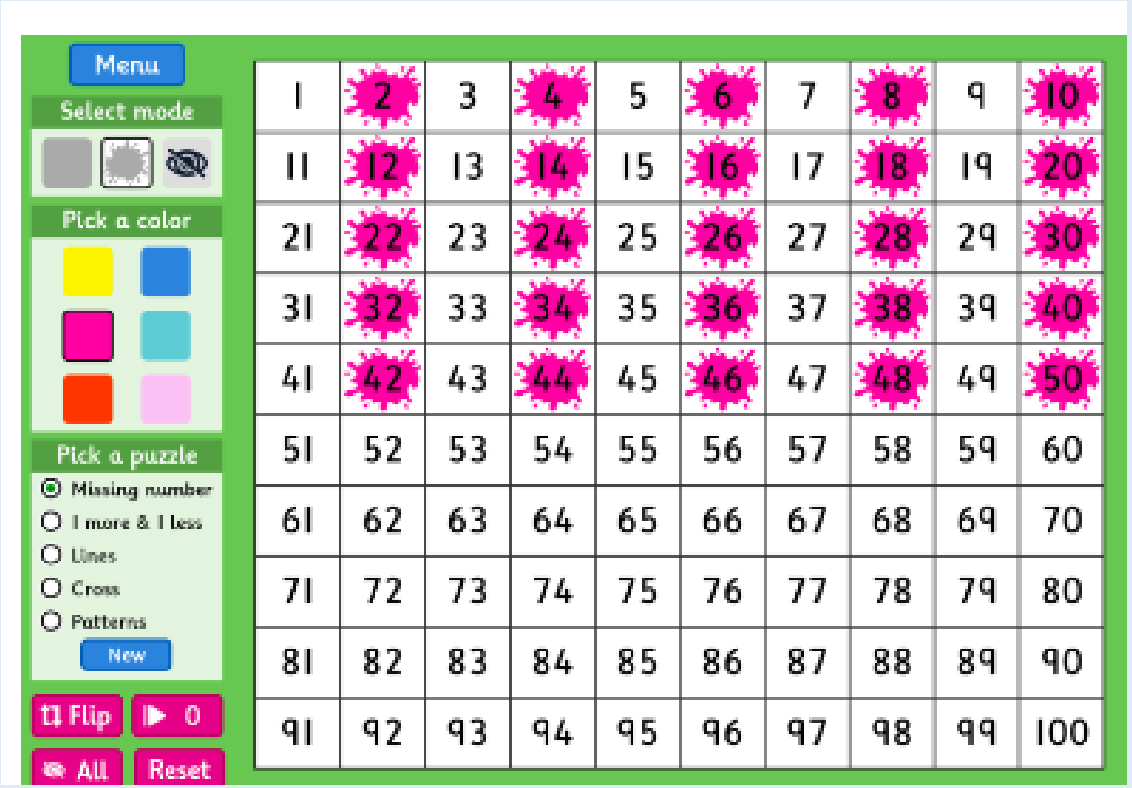

TPs: Can you find the missing number?

Use a number line to help you.

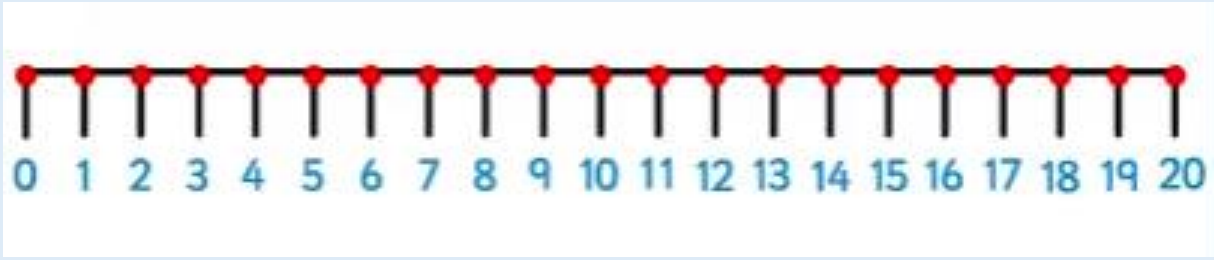

Stem sentence:

The missing number is ____.

L.Q. Can I count forwards and backwards to 20?

03.11.2026

Task

Count forwards or backwards to find and write the missing numbers.



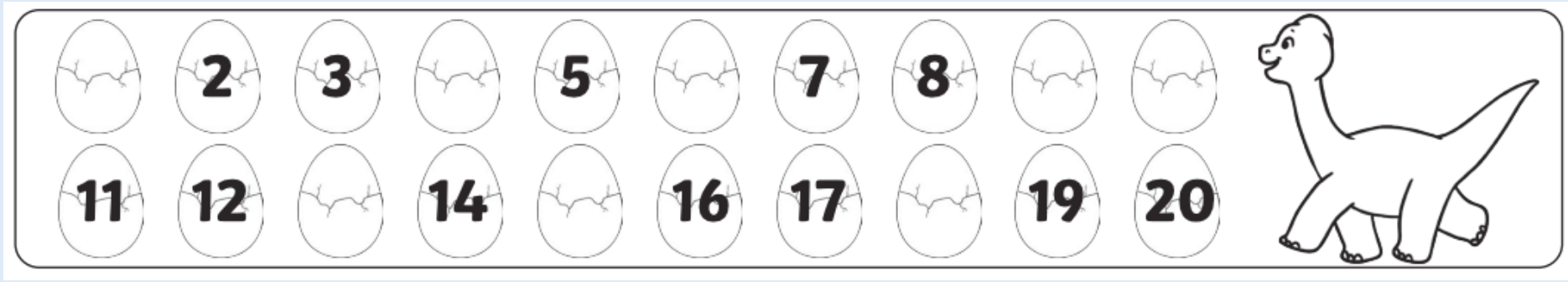

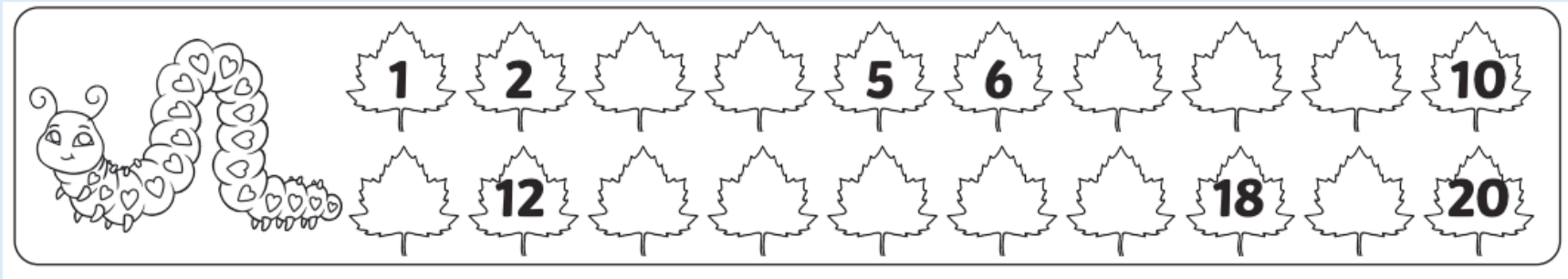

Self assessment

Do you understand the task?



Wednesday 4th November 2026

LQ. Can I compare numbers.

04.11.2026

Review

9	8
7	2
3	3

Do you remember what these symbols mean?

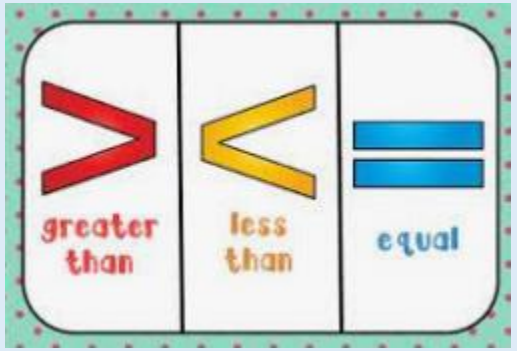

Use your arms to compare these numbers.

Stem: _____ is _____ than _____.

04.11.2026



LQ. Can I count forwards and backwards within 20?

Steps to success



I can confidently count aloud numbers to 20, forwards and backwards.

I can write numbers to 20 using digits.

Star words

missing numbers

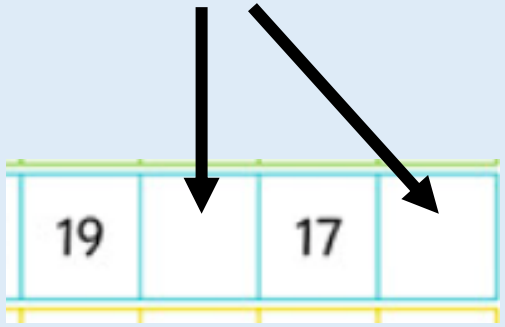

number line

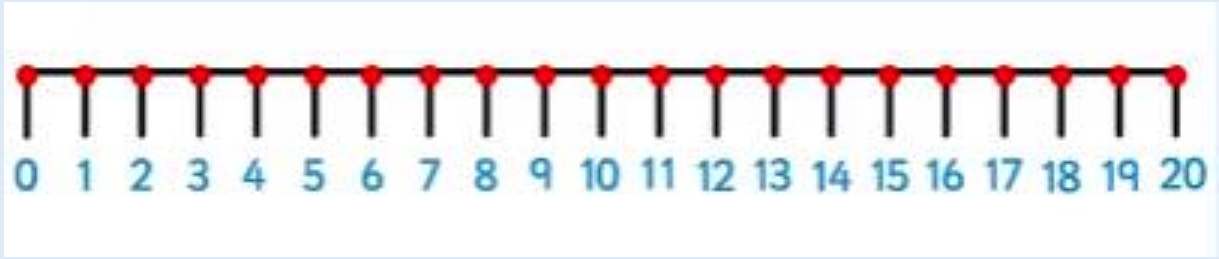

numbers in words

1	One	11	Eleven
2	Two	12	Twelve
3	Three	13	Thirteen
4	Four	14	Fourteen
5	Five	15	Fifteen
6	Six	16	Sixteen
7	Seven	17	Seventeen
8	Eight	18	Eighteen
9	Nine	19	Nineteen
10	Ten	20	Twenty

tens frames

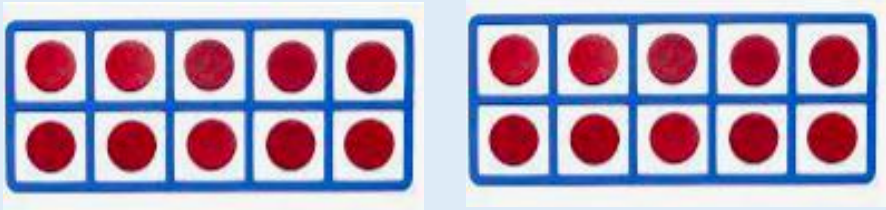

LQ. Can I compare numbers.

04.11.2026

What is a digit?

A digit is a single number used to represent the values in maths.

Some numbers have 1 digit and some have 2 digits or more.

These are all **one digit** numbers.

1	2	3	4	5	6	7	8	9

These are all **two digit** numbers.

10	11	12	13	14	15	16	17	18	19	20

LQ. Can I compare numbers.

04.11.2026

Let's count forward and backward within 20.

TPs: What happens to the number when you count backwards?

TPs: What happens to the number when you count forwards?



https://www.youtube.com/watch?v=8TIjoLW5oRw

LQ. Can I compare numbers.

04.11.2026

Kevin started his number track.

Nicole says he is counting **forwards** because the numbers are getting **bigger**.

Is she correct? Why?

18	17								

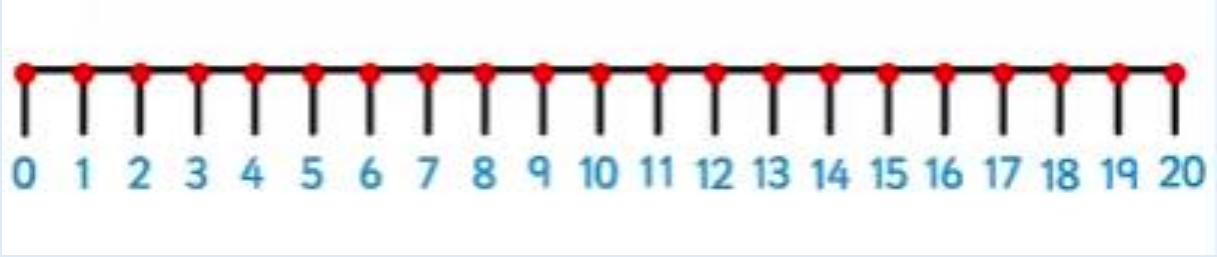

LQ. Can I compare numbers.

04.11.2026

Nicole is **wrong.** Kevin is counting **backwards** because the numbers are getting **smaller.**

18	17	16	15	14	13	12	11	10	9

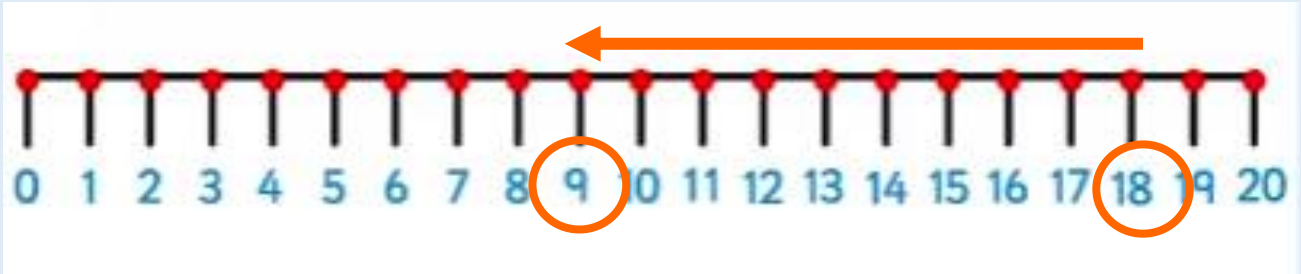

Self assessment

Do you understand how to count backwards to find the missing numbers?



LQ. Can I compare numbers.

04.11.2026

Read the **numerals** in **words** and find the missing number.

ten		eight	

thirteen	fourteen		

LQ. Can I compare numbers.

04.11.2026

Task

Numbers, 0 – 20, count, forwards, backwards, missing number, how many, more, less

1.	2.	3.
Write the numbers on the number track and fill in the missing numbers.	Harry says,	Write the numerals in words.
8 9 ___ 11 ___	The ten frames show 19 counters. 	a) 3
10 ___ 12 ___ 14	Is he correct? How do you know?	b) 7
13 ___ 15 ___ 17	Stem sentence:	c) 13
20 19 ___ 17 ___	Yes, he is correct because…	d) 15
	No, he is incorrect because…	e) 16

8	9		11						
10		12		14					
13		15		17					
20	19		17						

01.11.23

LQ. Can I count forwards and backwards to 20?

I	WS
1 2 3	

Today we worked in a small group to count forwards and backwards to 20. We worked together to find and fill in the missing numbers to 20.

1		3	4			7	8		10
11	12			15	16		18		20

Self assessment

Do you understand the task?



Thursday 5th November 2026

LQ. Can I write subtraction facts? 05.11.2026

Review: When we **subtract** the number gets _____.

We have to start with the _____ number.



Stem sentence:

The whole is_____.

Stem sentence:

The parts are ____ and ____.

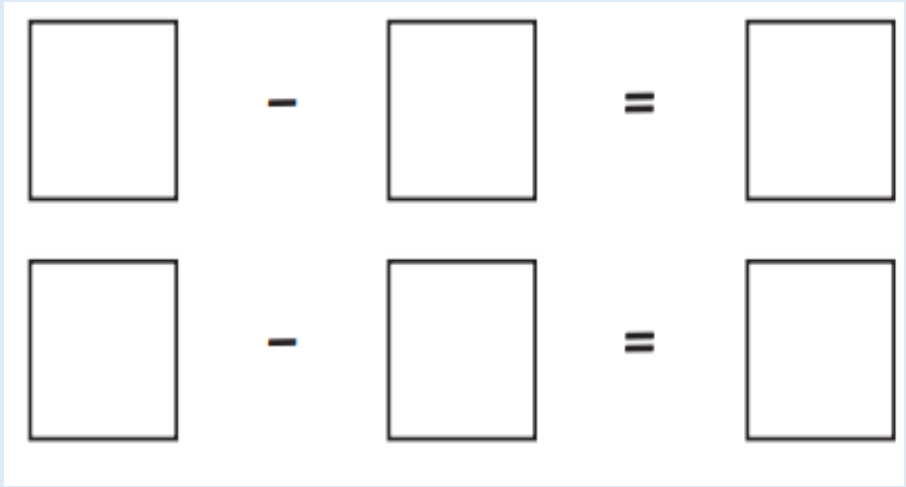

05.11.2026



LQ. Can I count 1 more to 20?

Steps to success



I can understand the language of one more and link this with adding.

I can count forwards starting from any number to 20.

Star words

number line

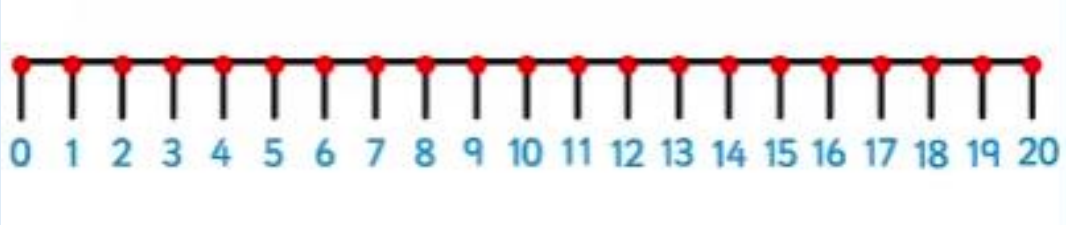

bead string



one more than



counting forwards

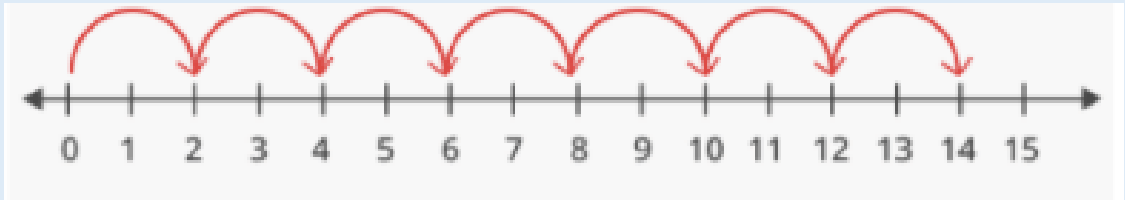

add / plus



LQ. Can I count 1 more to 20?

05.11.2026



There are 13 children sitting down. One more child sits down.

How many children are sitting down now?

TPs: What happens to the numbers when we add 1 **more**?

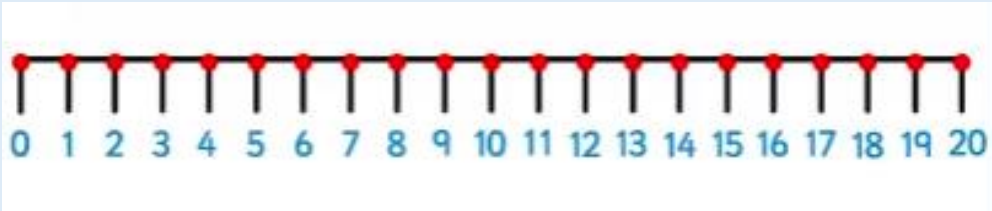

Stem sentence: The number gets _____ when we **add** 1 more.

LQ. Can I count 1 more to 20?

05.11.2026





Eva has 15 strawberries. Her sister gives her one more strawberry. How many strawberries does Eva have now?

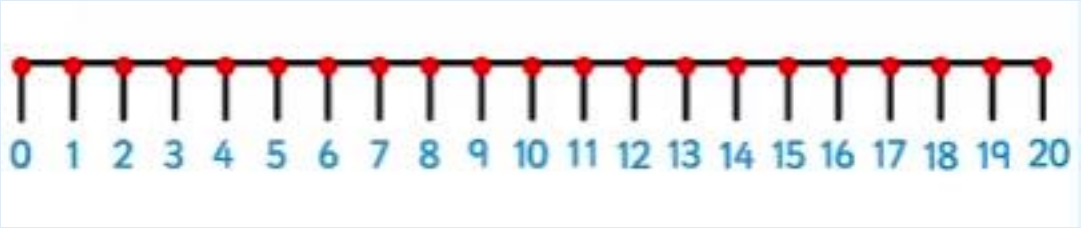

TPs: What happens to the numbers when we add 1 **more**?

Stem sentence:

The number gets _____ when we add 1 more.

LQ. Can I count 1 more to 20?

05.11.2026

Let's write the number sentence.

What is 1 more than…

10

___ ■ ___ = ___

What symbol do we use when working out 1 **more**?





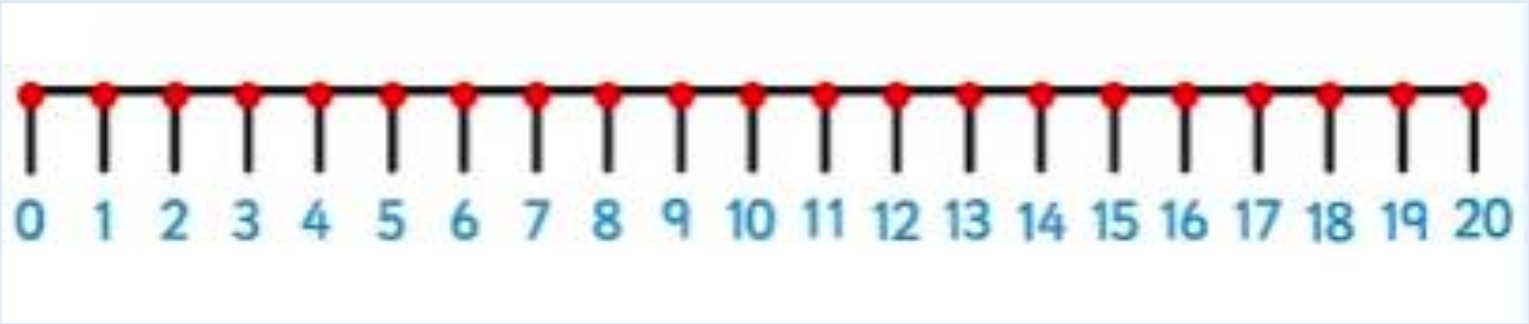

Teacher to model, choose a child to write the sentence.

LQ. Can I count 1 more to 20?

05.11.2026

Circle the correct numbers.

One more than **16**.

One more than **10**.

One more than **12**.

One more than **19**.

10	11	12	13	14	15	16	17	18	19	20

Self assessment

Do you understand how to count 1 more than?



LQ. Can I count 1 more to 20?

Task

05.11.2026

Today we worked in a small group to explore 1 more to 20. The adult read a sentence stem 'one more than 15 is ___' and we placed a counter on the number track and showed 1 more than for the given numeral. We then independently practised finding 1 more than for the given numbers and circled it on the number track.

One more than 8
One more than 4
One more than 11
One more than 13
One more than 18

1	2	3	4	5	6	7	8	9	10
11	12	13	14	15	16	17	18	19	20

Numbers, forwards, more than, add, bigger

1.
Read the statements and circle the correct numerals.

10 11 12 13 14 15 16 17 18 19 20

Circle 1 more than 10
Circle 1 more than 12
Circle 1 more than 15
Circle 1 more than 17
Circle 1 more than 19

2.
Jay says,

1 more than 16 is 15

Is he correct? How do you know?

Stem sentence:
Yes, he is correct because…
No, he is incorrect because…

3.
Complete the sentence in words.

10	11	12	13

One more than eleven is _____.

1.

10	11	12	13	14	15	16	17	18	19	20

Self assessment
Do you understand the task?



Friday 6th November 2026

L.Q. Can I write numerals in words?

06.11.2026

Review: Can you write the number _____ in words.

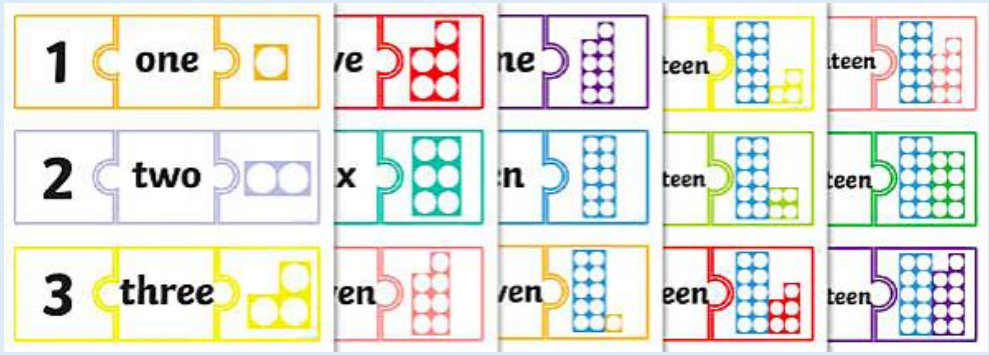



On your whiteboard write

the numerals in words said by your teacher.

06.11.2026



LQ. Can I count 1 more to 20?

Steps to success



I can understand the language of one more and link this with adding.

I can count forwards starting from any number to 20.

Star words

number line

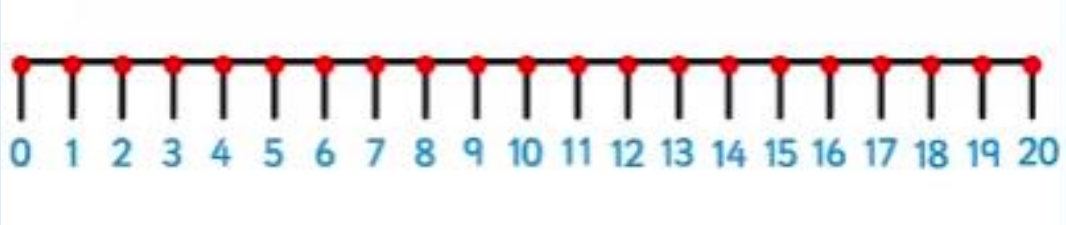

bead string



one more than



counting forwards

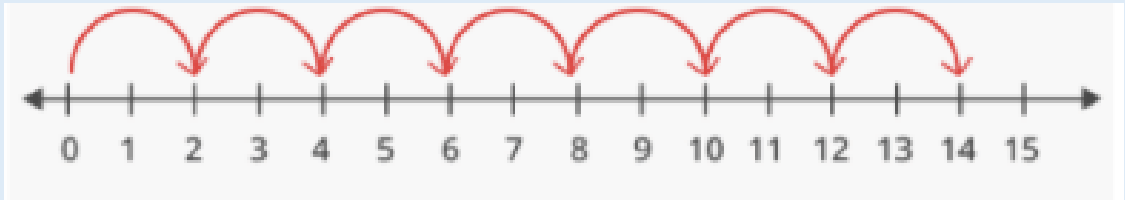

add / plus



LQ. Can I count 1 more to 20?

06.11.2026

This is a bead string. We will use it to help us count forwards and backwards.



This one has 20 beads on it.

This is a Rekenrek. We will use it to help us count forwards and backwards.



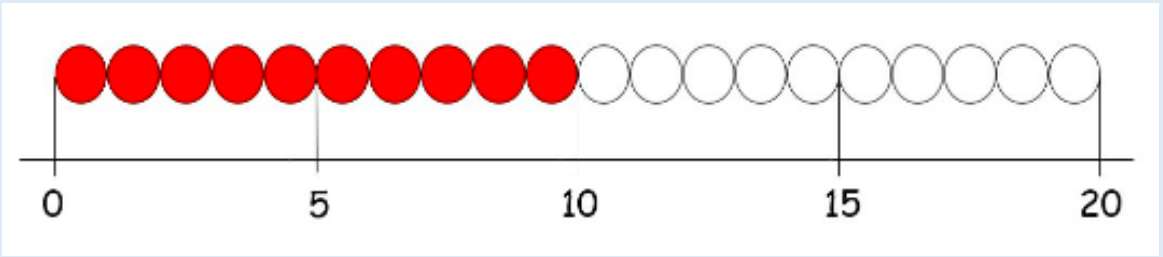

Teacher to model how to use it and allow children to explore it.

LQ. Can I count 1 more to 20?

06.11.2026

Show me these numbers using your counting bead string or rekenrek.

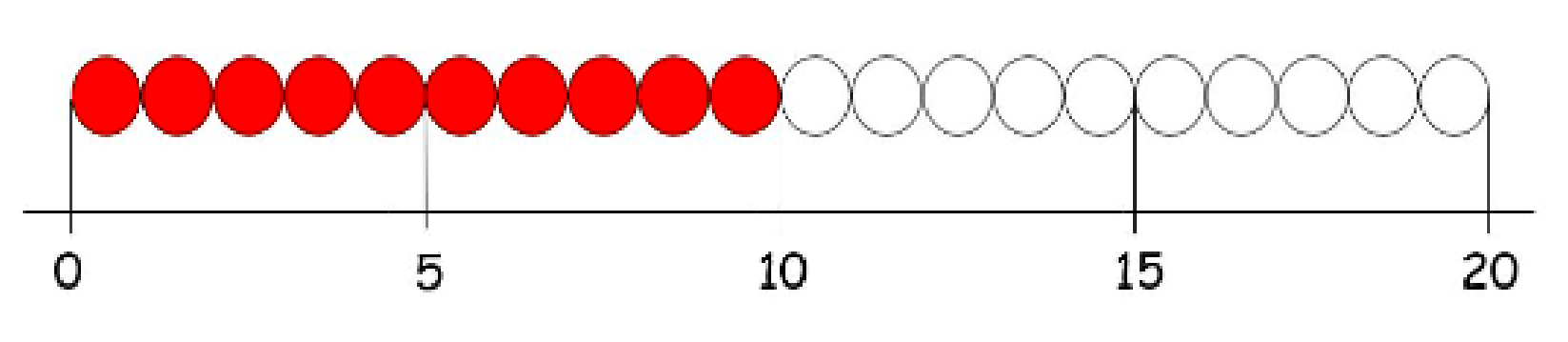

10

5

14

20

Now show me one more than _____.

LQ. Can I count 1 more to 20?

06.11.2026



There are 12 children waiting in the line for lunch.

One more child joins the line. TPs: How many children are there now?

Stem sentence:

The number gets _____.

Stem sentence:

One more than 12 is _____.

Challenge: Write this as a number sentence?

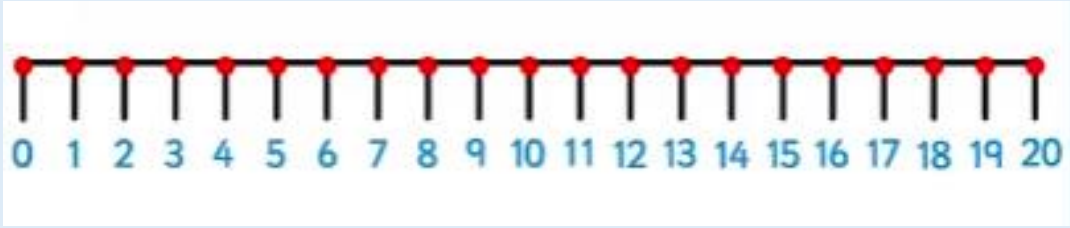

LQ. Can I count 1 more to 20?

06.11.2026

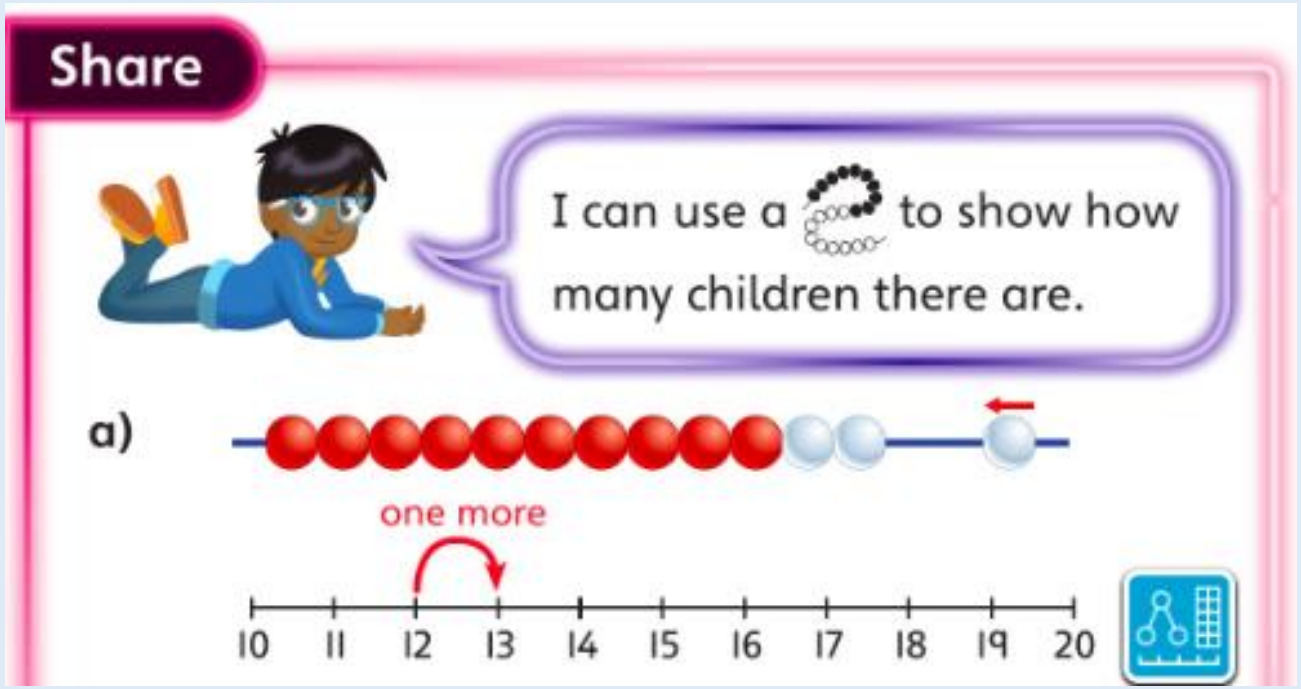

Let's demonstrate this on our bead string:

*There are **12** children waiting in the line for lunch.*

***One more** child joins the line.*

***One more** than **12** is **13**.*

*1 more is **added** to 12.*

*So there are **13** children in the line.*

*The number gets bigger because we **add** one more.*

Challenge:

12 + 1 = 13

What is one more than...?

LQ. Can I count 1 more to 20?

06.11.2026

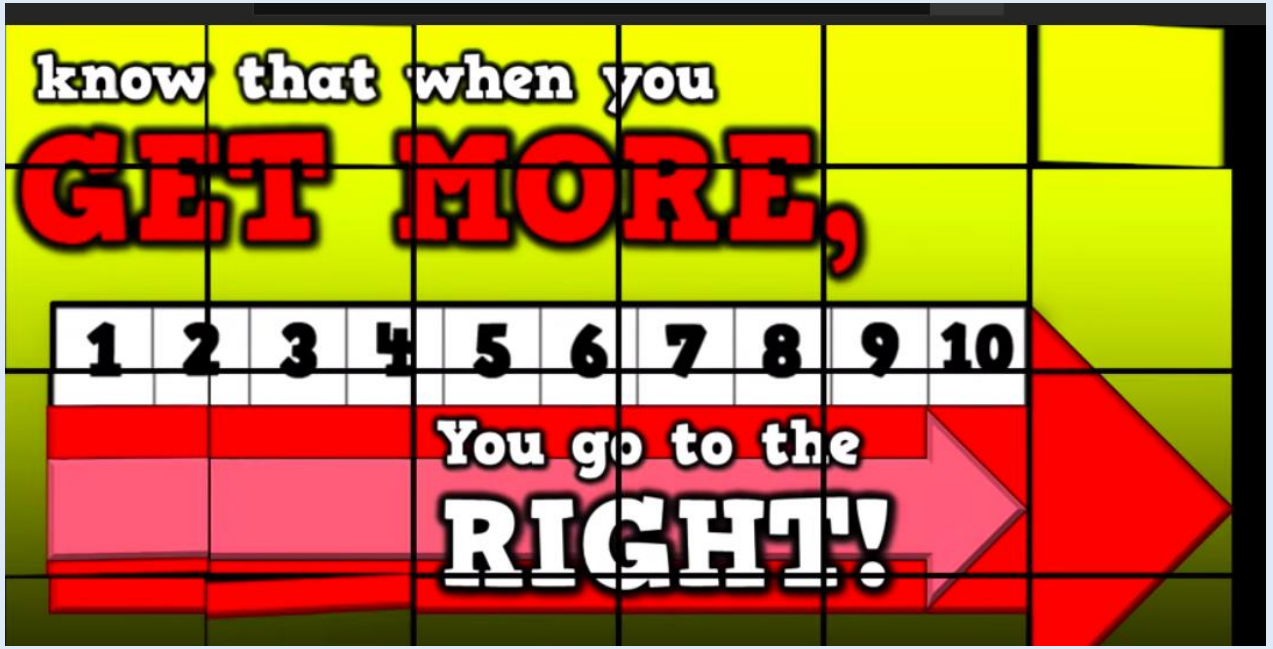

https://www.youtube.com/watch?v=Du6JHupzwVo

Self assessment

Do you understand how to find one more than?



LQ. Can I count 1 more to 20?

06.11.2026

Task

Work with a partner and roll the numbered dice. Record the number you rolled and write **one more** than that number.



number	one more
	→
	→
	→
	→
	→
	→
	→
	→
	→
	→

Self assessment

Do you understand the task?

